



Chipsmall Limited consists of a professional team with an average of over 10 year of expertise in the distribution of electronic components. Based in Hongkong, we have already established firm and mutual-benefit business relationships with customers from,Europe,America and south Asia,supplying obsolete and hard-to-find components to meet their specific needs.

With the principle of "Quality Parts,Customers Priority,Honest Operation,and Considerate Service",our business mainly focus on the distribution of electronic components. Line cards we deal with include Microchip,ALPS,ROHM,Xilinx,Pulse,ON,Everlight and Freescale. Main products comprise IC,Modules,Potentiometer,IC Socket,Relay,Connector.Our parts cover such applications as commercial,industrial, and automotives areas.

We are looking forward to setting up business relationship with you and hope to provide you with the best service and solution. Let us make a better world for our industry!



Contact us

Tel: +86-755-8981 8866 Fax: +86-755-8427 6832

Email & Skype: info@chipsmall.com Web: www.chipsmall.com

Address: A1208, Overseas Decoration Building, #122 Zhenhua RD., Futian, Shenzhen, China



QT-Brightek PLCC Series

PLCC4 LED

Part No.: QBLP1515-XX5 Series

Product: QBLP1515-XX5_series	Date: May 05, 2015	Page 1 of 11
	Version# 1.1	

Table of Contents:

Introduction	3
Electrical / Optical Characteristic (Ta=25 °C)	4
Absolute Maximum Rating	4
Characteristic Curves.....	6
Solder Profile & Footprint.....	8
Packing	9
Labeling	10
Ordering Information	10
Revision History	11
Disclaimer	11

Introduction

Feature:

- Package in tape and reel
- Ultra bright reflector type PLCC4 LED
- InGaN technology for IB/IG
- AlInGaP technology for R/AG/Y/O
- 120 degree viewing angle

Description:

These ultra bright reflector type PLCC4 LEDs have a height profile of 1.00mm. Combination of high brightness output and robust package, these LEDs are ideal for architecture lighting, status indication, and industrial equipment lighting applications.

Application:

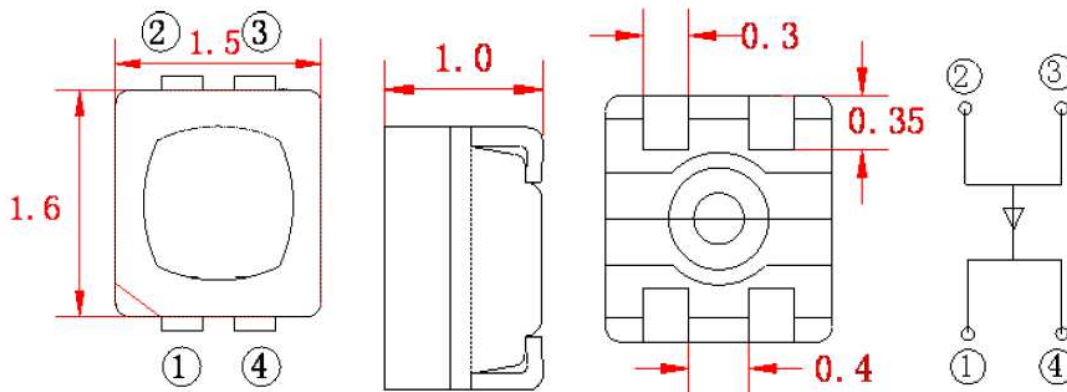
- Status indication
- Industrial equipment backlighting
- Architecture lighting

Certification & Compliance:

- TS16949
- ISO9001
- RoHS Compliant



Dimension:



Units: mm / tolerance = +/-0.2mm

Electrical / Optical Characteristic (Ta=25 °C)

Product	Color	I _F (mA)	V _F (V)		λ _D (nm) / λ _P (nm) for UV			I _V (mcd)	
			Typ.	Max.	Min.	Typ.	Max.	Min.	Typ.
QBLP1515-IB5	Blue	5	3.1	3.4	460	465	470	45	100
QBLP1515-IG5	True Green	5	3.1	3.4	515	520	530	290	400
QBLP1515-R5	Red	5	1.9	2.5	620	625	630	16	45
QBLP1515-AG5	Yellow Green	5	1.9	2.5	565	570	575	16	30
QBLP1515-Y5	Yellow	5	1.9	2.5	585	590	595	16	30
QBLP1515-O5	Orange	5	1.9	2.5	595	603	610	27	50

Absolute Maximum Rating

Material	P _d (mW)	I _F (mA)	I _{FP} (mA)*	V _R (V)	T _{OP} (°C)	T _{ST} (°C)	T _{SO L} (°C)**
InGaN (IB/IG)	55	15	60	5	-30 ~ +85	-40 ~ +85	260
AllnGaP (R/AG/Y/O)	32	15	50	5	-30 ~ +85	-40 ~ +85	260

*Duty 1/8 @ 1KHz

**IR Reflow for no more than 10 sec @ 260 °C

Forward Voltage V_F for AllnGaP @ I_F=5mA

Bin	Min.	Max.	Unit
□	1.5	2.5	V

Forward Voltage V_F for InGaN @ I_F=5mA

Bin	Min.	Max.	Unit
e	2.5	2.8	V
f	2.8	3.1	
g	3.1	3.4	

Dominant Wavelength λ_D for Blue @ I_F=5mA

Bin	Min.	Max.	Unit
B5	460	465	nm
B6	465	470	

Dominant Wavelength λ_D for Green @ I_F=5mA

Bin	Min.	Max.	Unit
TG1	515	520	nm
TG2	520	525	
TG3	525	530	

Dominant Wavelength λ_D for Red @ $I_F=5mA$

Bin	Min.	Max.	Unit
R1	620	625	nm
R2	625	630	

Dominant Wavelength λ_D for Yellow Green @ $I_F=5mA$

Bin	Min.	Max.	Unit
Y1	565	570	nm
Y2	570	575	

Dominant Wavelength λ_D for Yellow @ $I_F=5mA$

Bin	Min.	Max.	Unit
Y5	585	590	nm
Y6	590	595	

Dominant Wavelength λ_D for Orange @ $I_F=5mA$

Bin	Min.	Max.	Unit
A1	595	600	nm
A2	600	605	
A3	605	610	

Luminous Intensity I_v @ $I_F=5mA$

Bin	Min.	Max.	Unit
16	16	27	mcd
17	27	45	
18	45	77	
19	77	130	
20	130	170	
21	170	230	
22	230	290	
23	290	380	
24	380	490	
25	490	640	

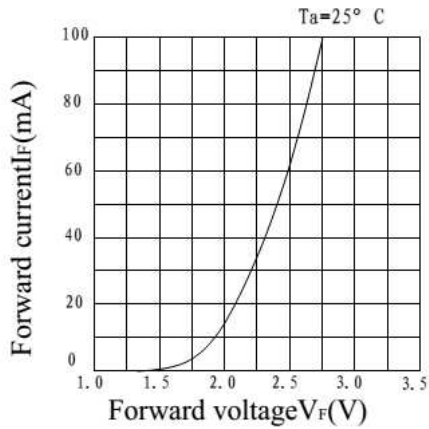
Note:

Tolerance of measurement of forward voltage: $\pm 0.1V$ Tolerance of measurement of luminous intensity: $\pm 15\%$ Tolerance of measurement of dominant wavelength: $\pm 2nm$

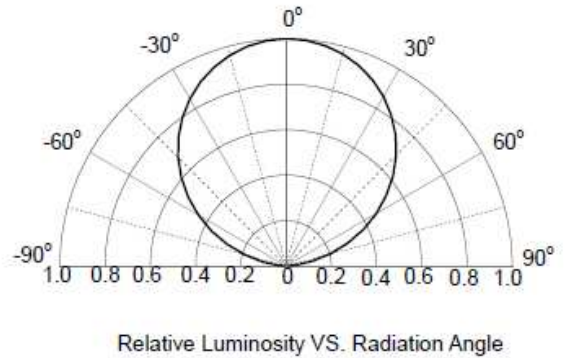
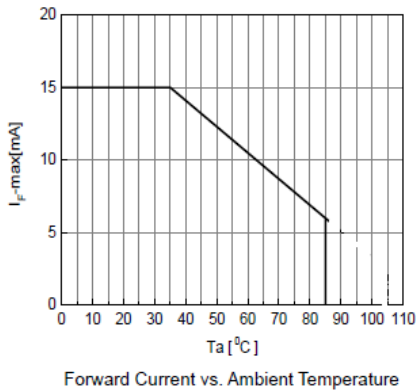
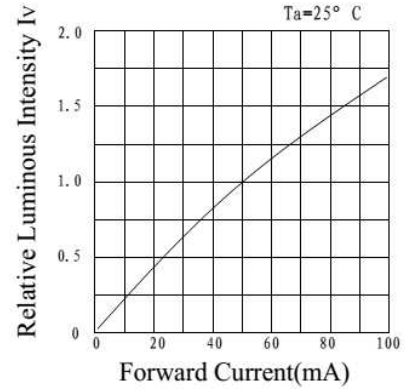
Characteristic Curves

AllnGaP(R/AG/Y/O/S)

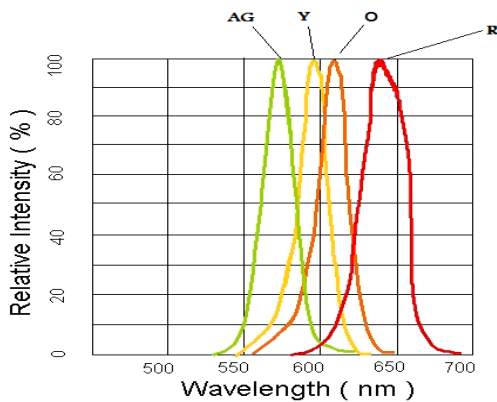
FORWARD CURRENT VS. FORWARD VOLTAGE



RELATIVE LUMINOUS INTENSITY VS. FORWARD CURRENT

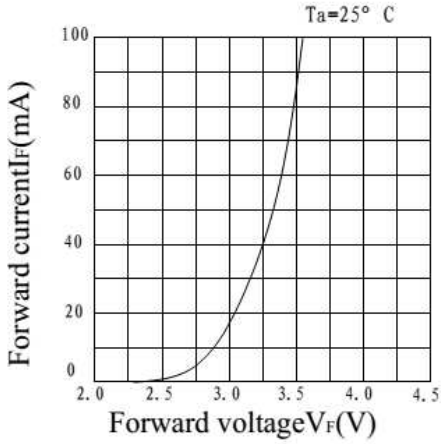


Relative Intensity vs. Wavelength

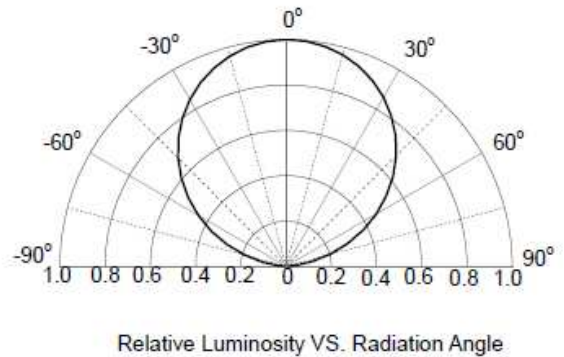
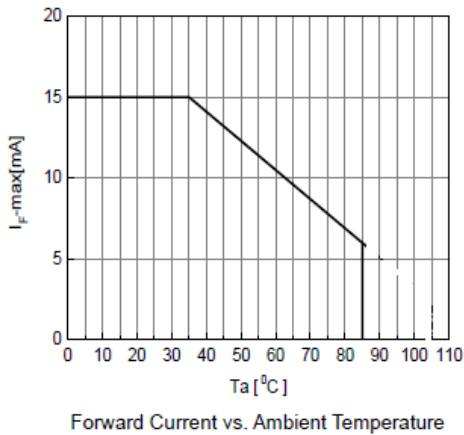
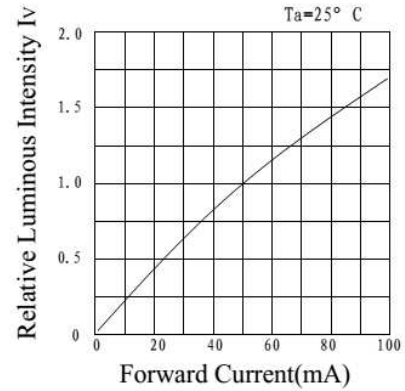


InGaN (IB/IG/UV)

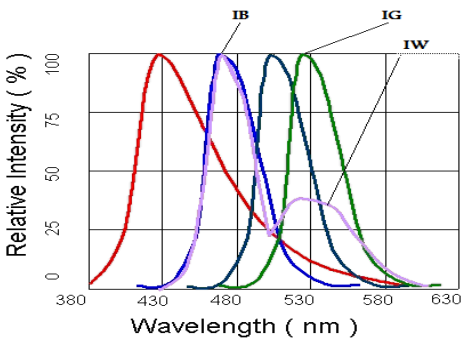
FORWARD CURRENT VS. FORWARD VOLTAGE



RELATIVE LUMINOUS INTENSITY VS. FORWARD CURRENT

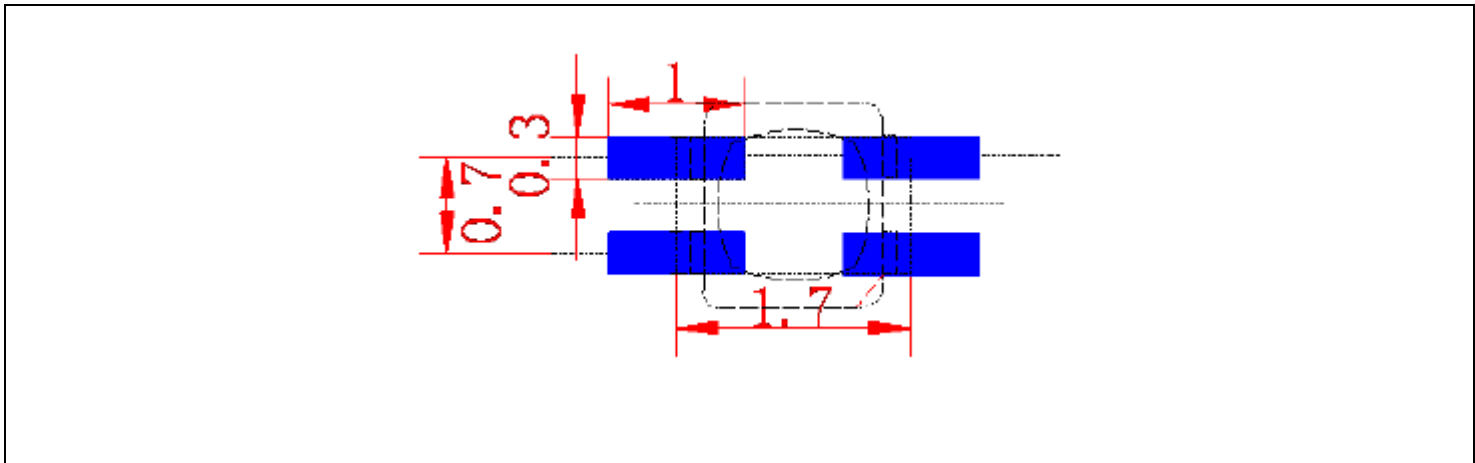
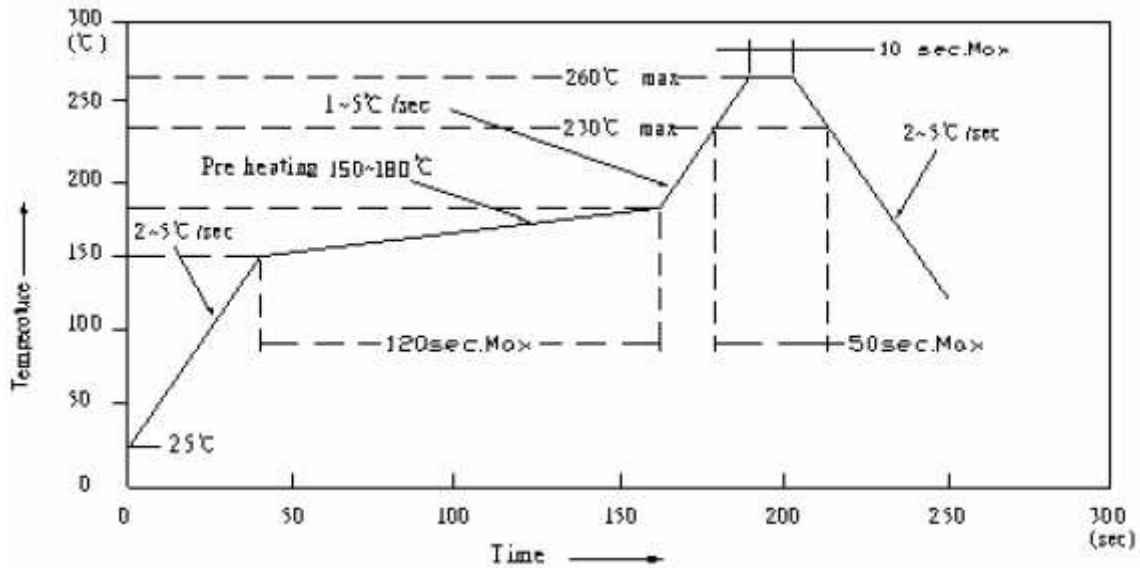


Relative Intensity vs. Wavelength



Solder Profile & Footprint

- Recommended tin solder specifications: melting temperature in the range of 178~192 °C
- The recommended reflow soldering profile is as follows (temperatures indicated are as measured on the surface of the LED resin):

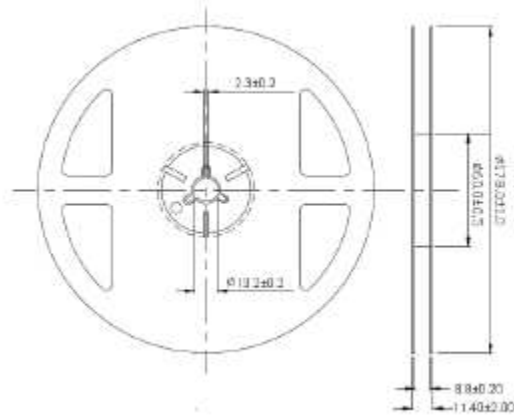


Units: mm

tolerance: +/- 0.2mm

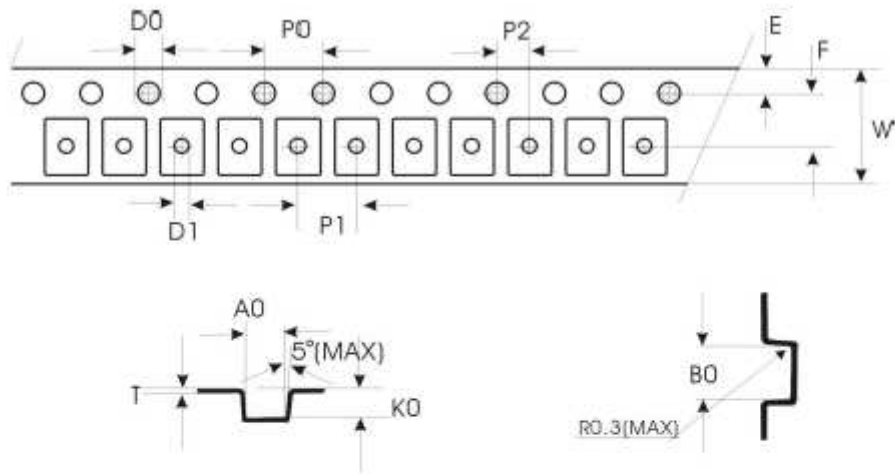
Packing

Reel Dimension:



Unit: mm

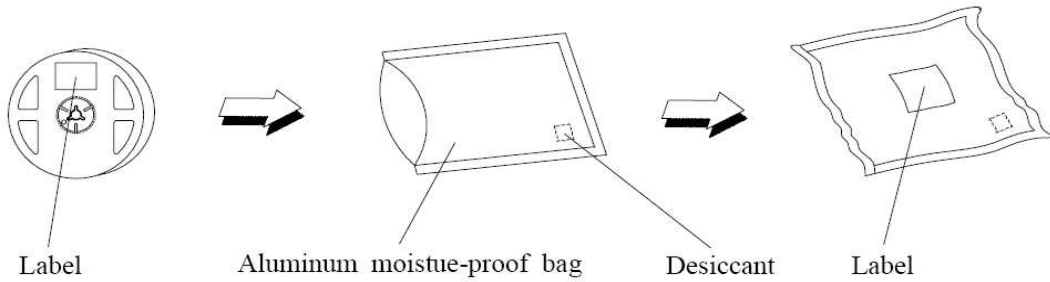
Tape Dimension:



Symbol	A0	B0	K0	P0	P1	P2	T
Spec	1.8±0.1	1.85±0.1	1.2±0.1	4.0±0.1	4.0±0.1	2.00±0.1	0.25±0.05
Symbol	E	F	D0	D1	W	P0	
Spec	1.75±0.10	3.50±0.05	1.5±0.1	1.0±0.1	8.0±0.1	40.0±0.2	

Unit: mm

Packaging Specification:



Labeling



Part No: _____

Customer P/N: _____

Item: _____

Q'ty: _____

Vf: _____

Iv: _____

WI: _____

Date: _____

Made in China

Ordering Information

Part #	Orderable Part #	Spec Range	Quantity per reel
QBLP1515-IB5	QBLP1515-IB5	Iv=100mcd typ. @ 5mA/ λD=460nm to 470nm	4,000 units
QBLP1515-IG5	QBLP1515-IG5	Iv=400mcd typ. @ 5mA/ λD =515nm to 530nm	4,000 units
QBLP1515-R5	QBLP1515-R5	Iv=45mcd typ. @ 5mA/ λD=620nm to 630nm	4,000 units
QBLP1515-AG5	QBLP1515-AG5	Iv=30mcd typ. @ 5mA/ λD= 565nm to 575nm	4,000 units
QBLP1515-Y5	QBLP1515-Y5	Iv=30mcd typ. @ 5mA/ λD=585nm to 595nm	4,000 units
QBLP1515-O5	QBLP1515-O5	Iv=50mcd typ. @ 5mA/ λD= 595nm to 610nm	4,000 units

Revision History

Description:	Revision #	Revision Date
New Release of QBLP1515-XX5_series	V1.0	11/17/2015
Amend Green WLD	V1.1	05/05/2016

Disclaimer

QT-BRIGHTTEK reserves the right to make changes without further notice to any products herein to improve reliability, function or design. QT-BRIGHTTEK does not assume any liability arising out of the application or use of any product or circuit described herein; neither does it convey any license under its patent rights, nor the rights of others.

Life Support Policy

QT-BRIGHTTEK's products are not authorized for use as critical components in life support devices or systems without the express written approval of QT-BRIGHTTEK. As used herein:

1. Life support devices or systems are devices or systems which, (a) are intended for surgical implant into the body, or (b) support or sustain life, and (c) whose failure to perform when properly used in accordance with instructions for use provided in the labeling, can be reasonably expected to result in a significant injury of the user.
2. A critical component in any component of a life support device or system whose failure to perform can be reasonably expected to cause the failure of the life support device or system, or to affect its safety or effectiveness.