



Chipsmall Limited consists of a professional team with an average of over 10 year of expertise in the distribution of electronic components. Based in Hongkong, we have already established firm and mutual-benefit business relationships with customers from,Europe,America and south Asia,supplying obsolete and hard-to-find components to meet their specific needs.

With the principle of “Quality Parts,Customers Priority,Honest Operation,and Considerate Service”,our business mainly focus on the distribution of electronic components. Line cards we deal with include Microchip,ALPS,ROHM,Xilinx,Pulse,ON,Everlight and Freescale. Main products comprise IC,Modules,Potentiometer,IC Socket,Relay,Connector.Our parts cover such applications as commercial,industrial, and automotives areas.

We are looking forward to setting up business relationship with you and hope to provide you with the best service and solution. Let us make a better world for our industry!



## Contact us

Tel: +86-755-8981 8866 Fax: +86-755-8427 6832

Email & Skype: info@chipsmall.com Web: www.chipsmall.com

Address: A1208, Overseas Decoration Building, #122 Zhenhua RD., Futian, Shenzhen, China



# QT-Brightek Chip LED Series

## SMD 1205 LED

**Part No.: QBLP655 series**

---

**Table of Contents:**

Introduction .....	3
Electrical / Optical Characteristic (Ta=25 °C) .....	4
Absolute Maximum Rating .....	4
Chromaticity Coordinates for White .....	7
Characteristic Curves.....	8
Solder Profile & Footprint.....	10
Packing .....	11
Labeling .....	12
Ordering Information .....	12
Revision History .....	13
Disclaimer .....	13

## Introduction

**Feature:**

- Water clear lens
- Package in tape and reel
- Ultra bright 1205 package
- InGaN technology for IB/IG/IW
- AlInGaP technology for R/AG/ Y/O
- Viewing angle: 140 degrees

**Description:**

These ultra-bright 655 LEDs have a height profile of 1.10mm. With a combination of high brightness output and small footprint, these LEDs are ideal for keypad backlighting and status indication.

**Application:**

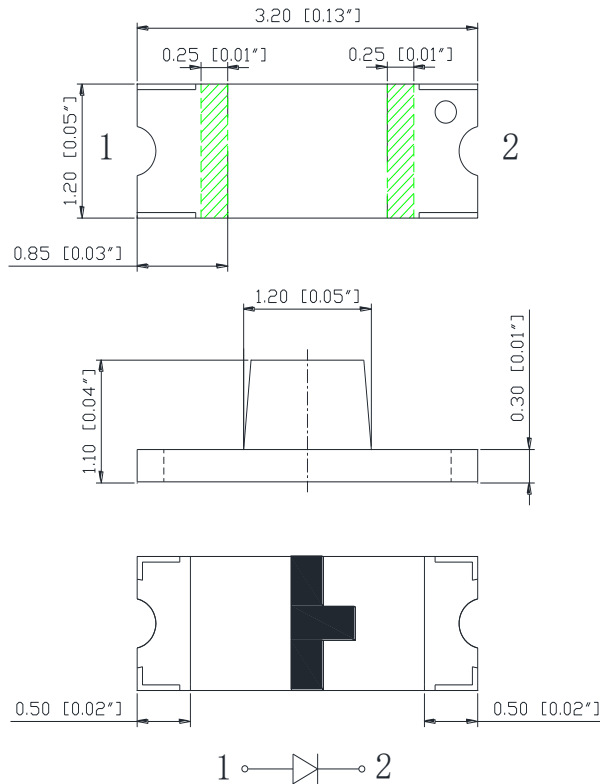
- Status indication
- Back lighting application

**Certification & Compliance:**

- TS16949
- ISO9001
- RoHS Compliant



**Dimension:**



Units: mm / tolerance = +/-0.1mm

**Electrical / Optical Characteristic (Ta=25 °C)**

Product	Color	I <sub>F</sub> (mA)	V <sub>F</sub> (V)		λ <sub>D</sub> (nm)			I <sub>V</sub> (mcd)	
			Typ.	Max.	Min.	Typ.	Max.	Min.	Typ.
QBLP655-R	Red	20	2.0	2.4	615	625	630	63	100
QBLP655-AG	Yellow Green	20	2.0	2.5	565	570	576	16	25
QBLP655-Y	Yellow	20	2.0	2.5	585	590	595	40	65
QBLP655-O	Orange	20	2.0	2.5	600	605	610	63	100
QBLP655-IG	True Green	20	3.1	3.7	515	520	525	200	525
QBLP655-IB	Blue	20	3.1	3.7	465	470	475	32	60
QBLP655-IW	White	20	3.1	3.7	-	X=0.29 Y=0.28	-	100	180

**Absolute Maximum Rating**

Material	P <sub>d</sub> (mW)	I <sub>F</sub> (mA)	I <sub>FP</sub> (mA)*	V <sub>R</sub> (V)	T <sub>OP</sub> (°C)	T <sub>ST</sub> (°C)	T <sub>SOL</sub> (°C)**
AllInGaP (R/AG/Y/O)	75	30	125	5	-40 ~ +85	-40 ~ +100	260
InGaN (IB/IG/IW)	120	30	125	5	-40 ~ +85	-40 ~ +100	260

\*Duty 1/8 @ 1KHz

\*\*IR Reflow for no more than 10 sec @ 260 °C

**Forward Voltage V<sub>F</sub> for AllInGaP @ I<sub>F</sub>=20mA**

Bin	Min.	Max.	Unit
□	1.7	2.5	V

**Forward Voltage V<sub>F</sub> for InGaN @ I<sub>F</sub>=20mA**

Bin	Min.	Max.	Unit
f	2.8	3.1	V
g	3.1	3.4	
h	3.4	3.7	

**Luminous Intensity  $I_V$  @  $I_F=20mA$** 

Bin	Min.	Max.	Unit
B	16	20	mcd
C	20	25	
D	25	32	
E	32	40	
F	40	50	
G	50	63	
H	63	80	
I	80	100	
J	100	125	
K	125	160	
L	160	200	
M	200	250	
N	250	320	
O	320	400	
P	400	500	
Q	500	630	
R	630	800	
S	800	1000	

**Dominant Wavelength  $\lambda_D$  for Blue @  $I_F=20mA$** 

Bin	Min.	Max.	Unit
G	465	467.5	nm
H	467.5	470	
I	470	472.5	
J	472.5	475	

**Dominant Wavelength  $\lambda_D$  for Green @  $I_F=20mA$** 

Bin	Min.	Max.	Unit
S	515	517.5	nm
T	517.5	520	
U	520	522.5	
V	522.5	525	

**Dominant Wavelength  $\lambda_D$  for Red @  $I_F=20mA$** 

Bin	Min.	Max.	Unit
s	615	620	nm
t	620	625	
u	625	630	

**Dominant Wavelength  $\lambda_D$  for Yellow Green @  $I_F=20mA$** 

Bin	Min.	Max.	Unit
h	565	568	nm
i	568	572	
j	572	576	

**Dominant Wavelength  $\lambda_D$  for Yellow @  $I_F=20mA$** 

Bin	Min.	Max.	Unit
m	585	590	nm
n	590	595	

**Dominant Wavelength  $\lambda_D$  for Orange @  $I_F=20mA$** 

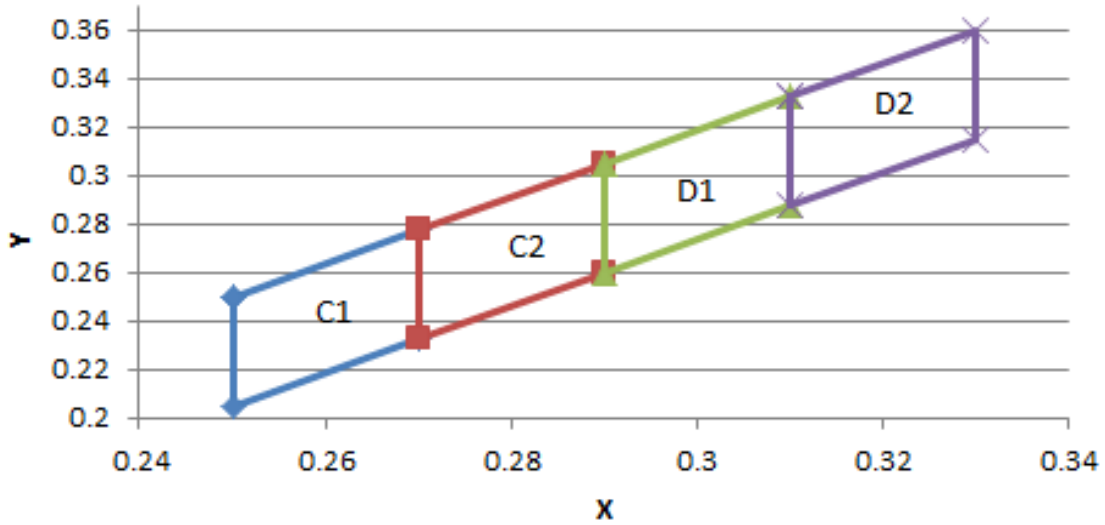
Bin	Min.	Max.	Unit
p	600	605	nm
q	605	610	

## Note:

Tolerance of measurement of forward voltage:  $\pm 0.1V$ Tolerance of measurement of luminous intensity:  $\pm 15\%$ Tolerance of measurement of dominant wavelength:  $\pm 2nm$

**Chromaticity Coordinates for White**

**Chromaticity Chart**



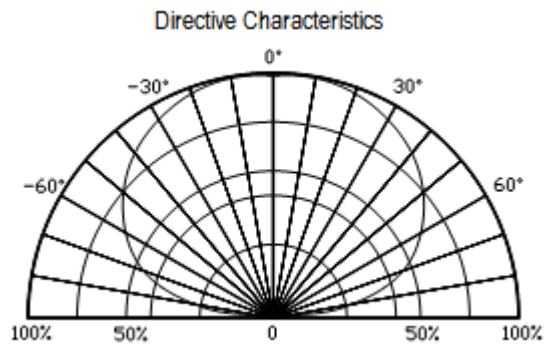
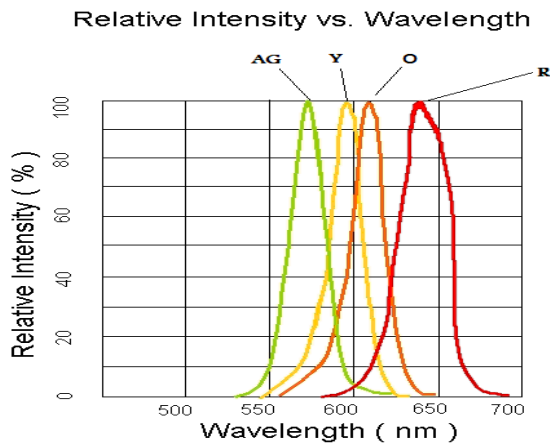
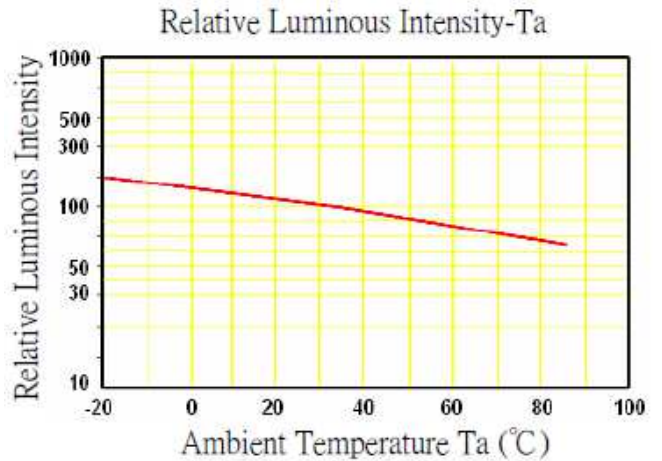
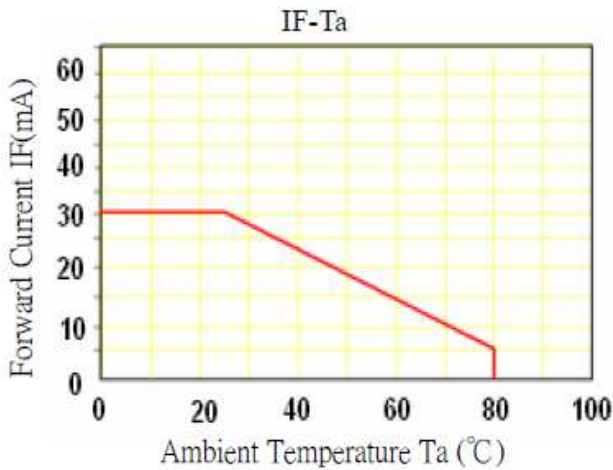
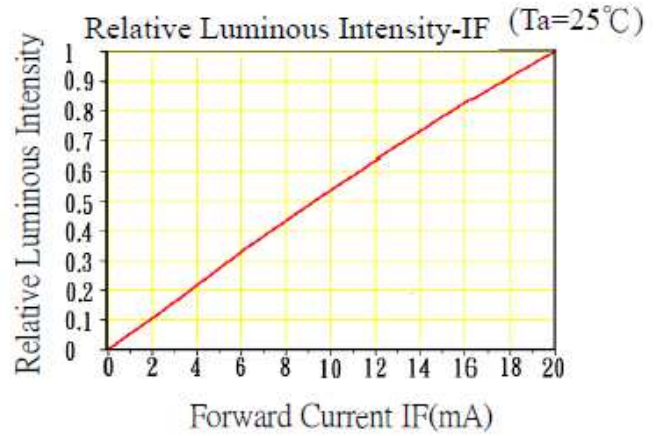
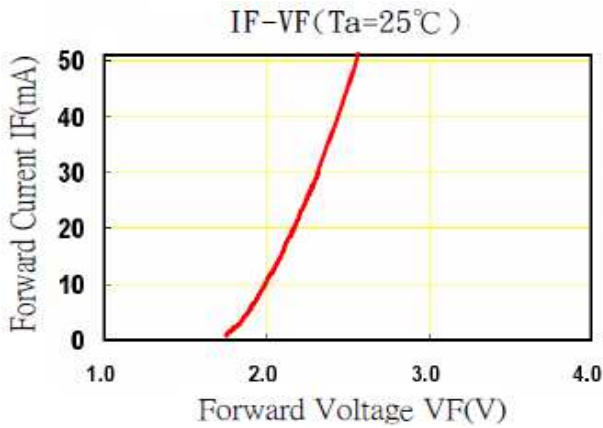
Rank	Chromaticity coordinates				
		X	0.2500	0.2700	0.2700
C1	Y	0.2500	0.2775	0.2325	0.2050
	X	0.2700	0.2900	0.2900	0.2700
C2	Y	0.2775	0.3050	0.2600	0.2325
	X	0.2900	0.3100	0.3100	0.2900
D1	Y	0.3050	0.3325	0.2875	0.2600
	X	0.3100	0.3300	0.3300	0.3100
D2	Y	0.3325	0.3600	0.3150	0.2875

Note:  
Tolerance of measurement of color coordinates:  $\pm 0.01$

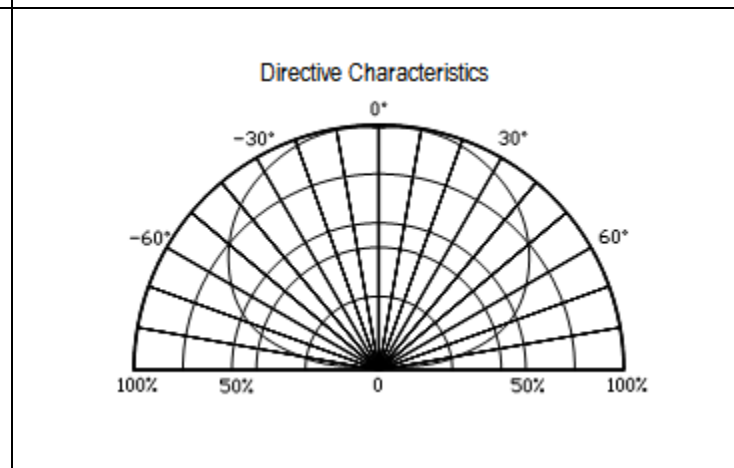
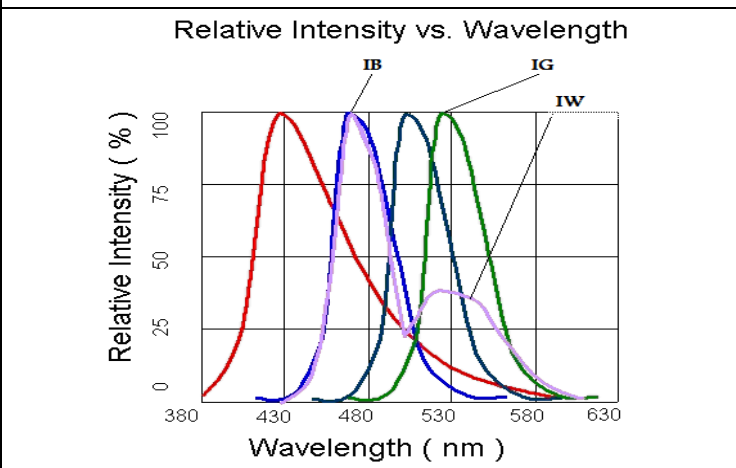
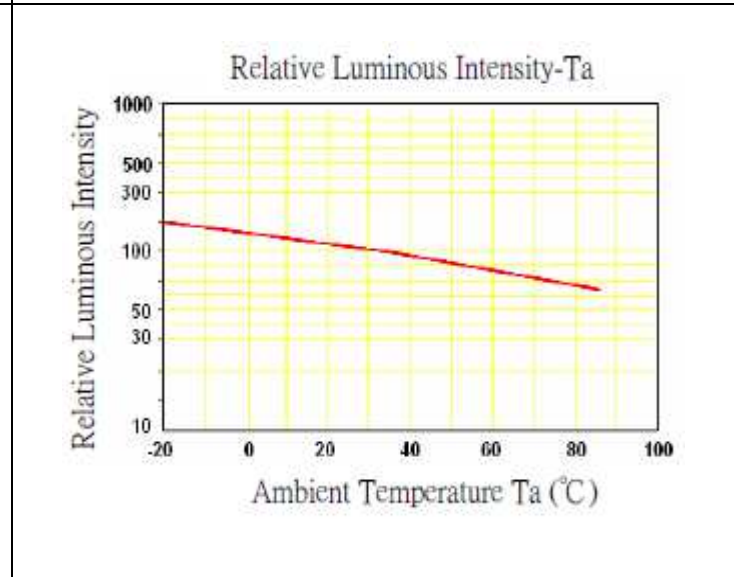
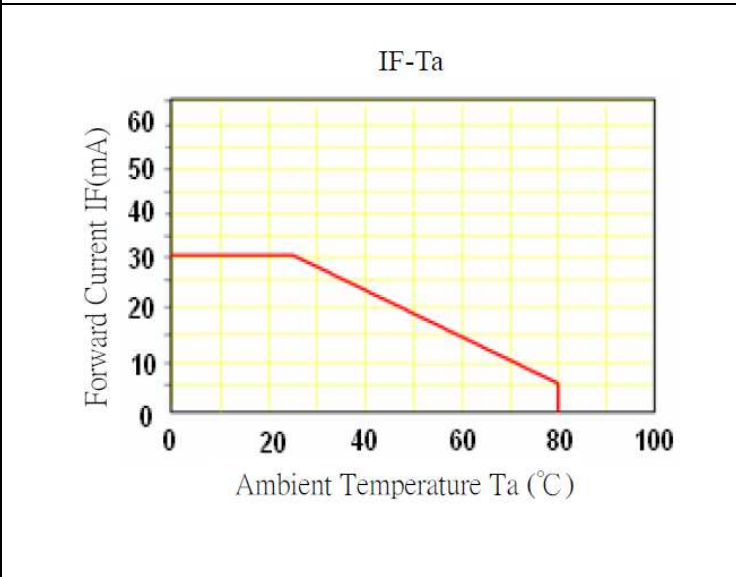
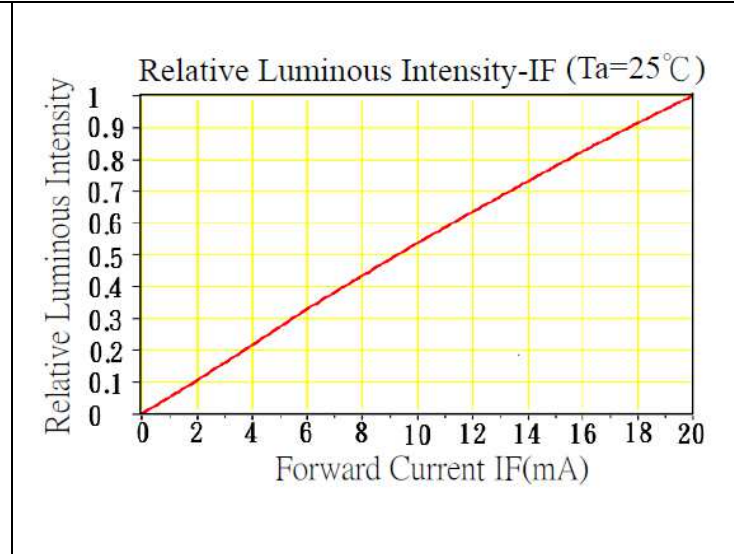
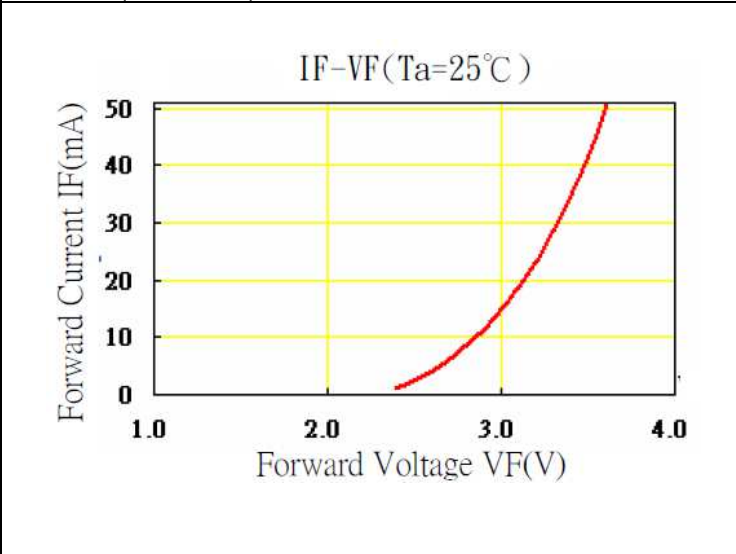


**Characteristic Curves**

AllnGaP (R/AG/Y/O)

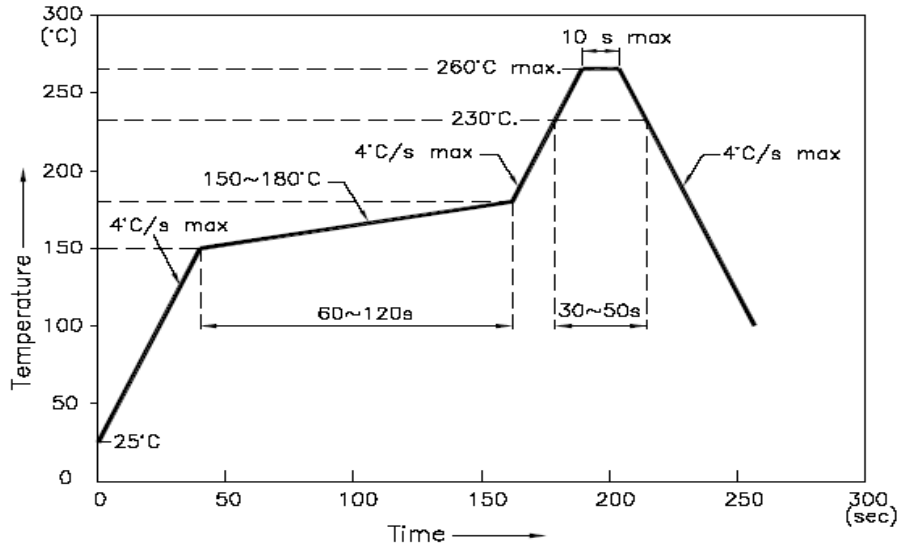


InGaN (IB/IG/IW)

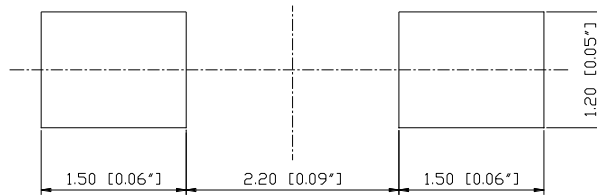


## Solder Profile & Footprint

-The recommended reflow soldering profile is as follows (temperatures indicated are as measured on the surface of the LED resin):



### Recommended Pad Layout

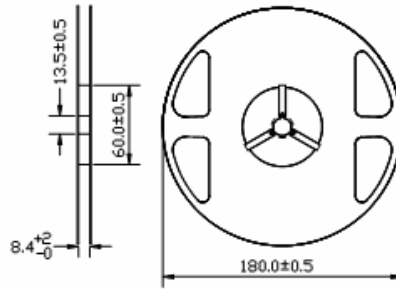


Units: mm

tolerance: +/- 0.1mm

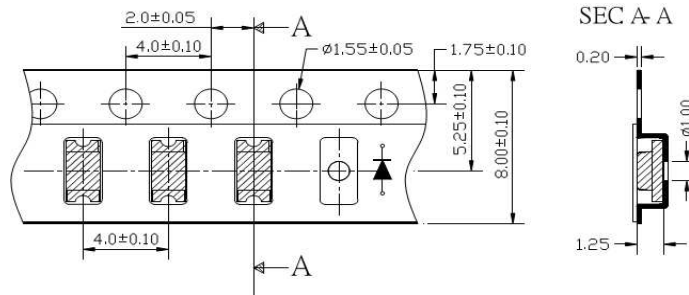
## Packing

### Reel Dimension:



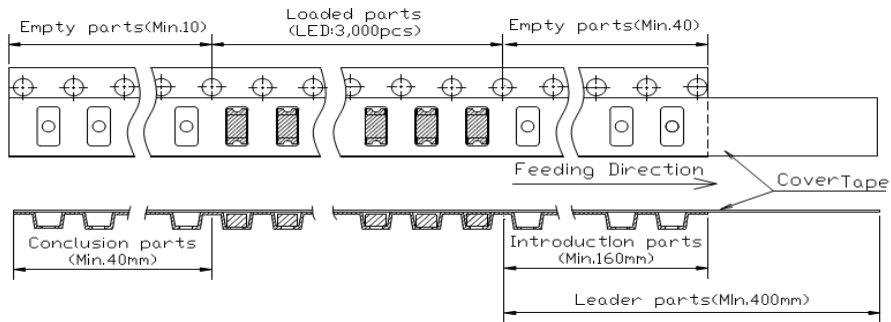
Unit: mm

### Tape Dimension:

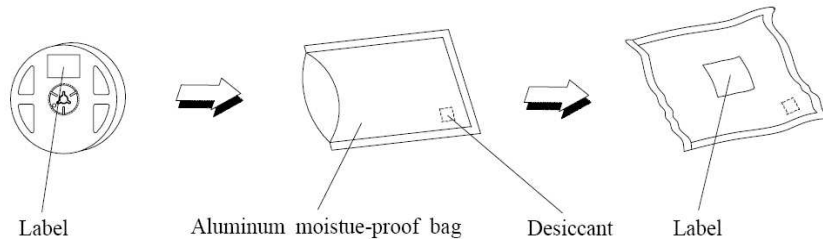


Unit: mm

### Arrangement of Tape:



### Packaging Specifications:



**Labeling**

**Part No:** \_\_\_\_\_

**Customer P/N:** \_\_\_\_\_

**Item:** \_\_\_\_\_

**Q'ty:** \_\_\_\_\_

**Vf:** \_\_\_\_\_

**Iv:** \_\_\_\_\_

**WI:** \_\_\_\_\_

**Date:** \_\_\_\_\_

**Made in China****Ordering Information**

Part #	Orderable Part #	Spec Range	Quantity per reel
QBLP655-R	QBLP655-R	Iv=100mcd typ. @ 20mA / Color = 610-630nm	3,000 units
QBLP655-AG	QBLP655-AG	Iv=25mcd typ. @ 20mA / Color=565-576nm	3,000 units
QBLP655-Y	QBLP655-Y	Iv=65mcd typ. @ 20mA / Color=585-595nm	3,000 units
QBLP655-O	QBLP655-O	Iv=120mcd typ. @ 20mA / Color=600-610nm	3,000 units
QBLP655-IG	QBLP655-IG	Iv=525mcd typ. @ 20mA / Color=515-525nm	3,000 units
QBLP655-IB	QBLP655-IB	Iv=60mcd typ. @ 20mA / Color= 465-475nm	3,000 units
QBLP655-IW	QBLP655-IW	Iv=180mcd typ. @ 20mA / CCT Coordinate: (X=0.29, Y=0.28) typ.	3,000 units

## Revision History

Description:	Revision #	Revision Date
New Release of QBLP655 series	V1.0	08/15/2011
Add bin code/ amend pad layout	V1.1	01/13/2012
Update to new format	V2.0	06/04/2012
Update spec	V2.1	03/27/2014
Update dimension drawing to reflect the new PCB	V2.2	08/30/2016

## Disclaimer

QT-BRIGHTTEK reserves the right to make changes without further notice to any products herein to improve reliability, function or design. QT-BRIGHTTEK does not assume any liability arising out of the application or use of any product or circuit described herein; neither does it convey any license under its patent rights, nor the rights of others.

## Life Support Policy

QT-BRIGHTTEK's products are not authorized for use as critical components in life support devices or systems without the express written approval of QT-BRIGHTTEK. As used herein:

1. Life support devices or systems are devices or systems which, (a) are intended for surgical implant into the body, or (b) support or sustain life, and (c) whose failure to perform when properly used in accordance with instructions for use provided in the labeling, can be reasonably expected to result in a significant injury of the user.
2. A critical component in any component of a life support device or system whose failure to perform can be reasonably expected to cause the failure of the life support device or system, or to affect its safety or effectiveness.