



Chipsmall Limited consists of a professional team with an average of over 10 year of expertise in the distribution of electronic components. Based in Hongkong, we have already established firm and mutual-benefit business relationships with customers from,Europe,America and south Asia,supplying obsolete and hard-to-find components to meet their specific needs.

With the principle of “Quality Parts,Customers Priority,Honest Operation,and Considerate Service”,our business mainly focus on the distribution of electronic components. Line cards we deal with include Microchip,ALPS,ROHM,Xilinx,Pulse,ON,Everlight and Freescale. Main products comprise IC,Modules,Potentiometer,IC Socket,Relay,Connector.Our parts cover such applications as commercial,industrial, and automotives areas.

We are looking forward to setting up business relationship with you and hope to provide you with the best service and solution. Let us make a better world for our industry!



Contact us

Tel: +86-755-8981 8866 Fax: +86-755-8427 6832

Email & Skype: info@chipsmall.com Web: www.chipsmall.com

Address: A1208, Overseas Decoration Building, #122 Zhenhua RD., Futian, Shenzhen, China



QT-Brightek Lamp with Housing Series
3mm Bi-Color Round Lamp with Bi-level Housing
Part No.: QLA694B-XX_series

Table of Contents:

Introduction	3
Electrical / Optical Characteristic (Ta=25 °C)	4
Absolute Maximum Rating	4
Characteristic Curves.....	5
Labeling	8
Ordering Information	8
Revision History	9
Disclaimer	9

Introduction

Feature:

- White Diffused lens
- Packaged in bulk pack
- 3mm round TH lamp with housing
- GaAsP technology for Yellow, red
- GaP technology for Yellow-Green
- Viewing angle: 100° typ.

Description:

These 3mm Bi-color round type lamps with bi-level housing is easy to mount on the panels.

Application:

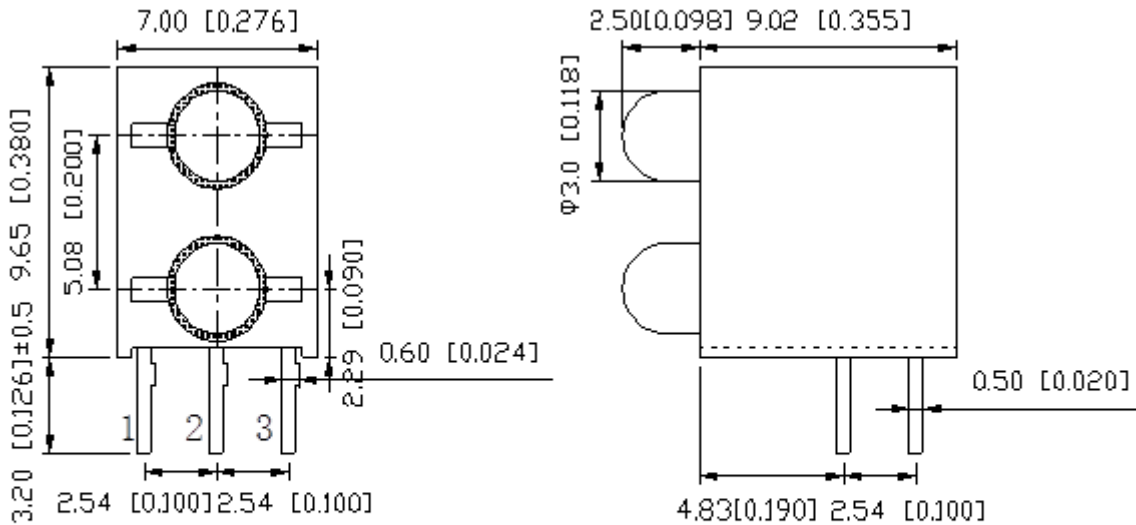
- General purpose indicator application
- Electronic instrument

Certification & Compliance:

- TS16949
- ISO9001
- RoHS Compliant



Dimension:



Note:

1. First Color Anode
2. Common Cathode
3. Second Color Anode

Units: mm / general tolerance = +/-0.5mm unless otherwise specified

Electrical / Optical Characteristic (Ta=25°C)

Product	First Color	I _F (mA)	V _F (V)		λ _D (nm)			I _V (mcd)	
	Second Color		Typ.	Max.	Min.	Typ.	Max.	Min.	Typ.
QLA694B-HG	GaAsP Red	20	2.0	2.6	--	630	--	6	13
	GaP Green	20	2.2	2.6	--	570	--	9	20
QLA694B-HY	GaAsP Red	20	2.0	2.6	--	630	--	6	13
	Yellow	20	2.0	2.6	--	588	--	6	13
QLA694B-GY	GaP Green	20	2.2	2.6	--	570	--	9	20
	Yellow	20	2.0	2.6	--	588	--	6	13

Absolute Maximum Rating

Material	P _d (mW)	I _F (mA)	I _{FP} (mA)*	V _R (V)	T _{OP} (°C)	T _{ST} (°C)	T _{SOL} (°C)**
AlGaAs	60	25	100	5	-40 to +80	-40 to +85	260
GaAsP	78	30	100	5	-40 to +80	-40 to +85	260
GaP	78	30	100	5	-40 to +80	-40 to +85	260

*Duty=0.1, 0.1ms Pulse Width

**Wave Soldering for no more than 3 sec @ 260 °C

Note:

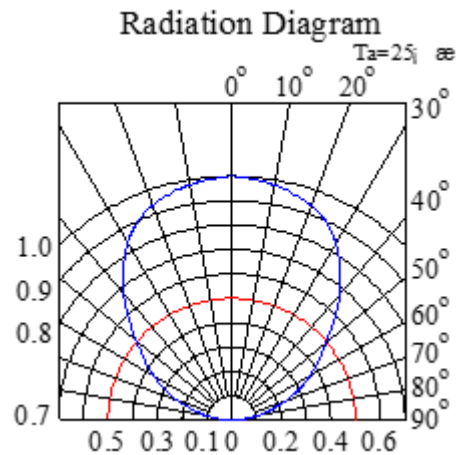
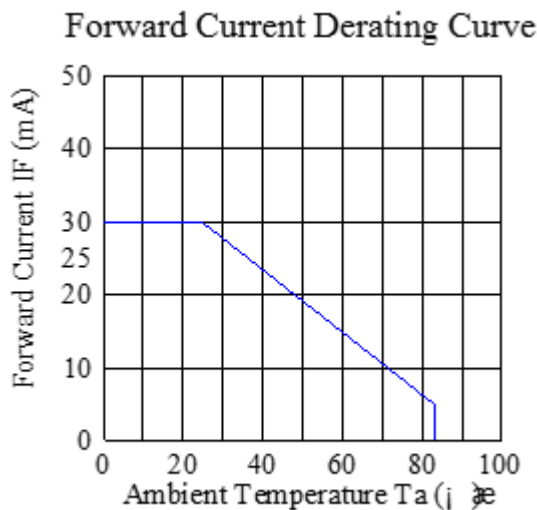
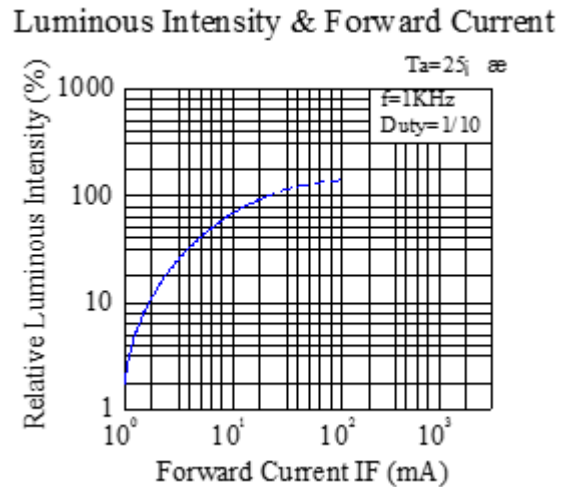
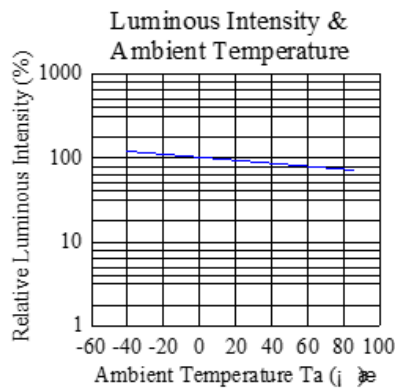
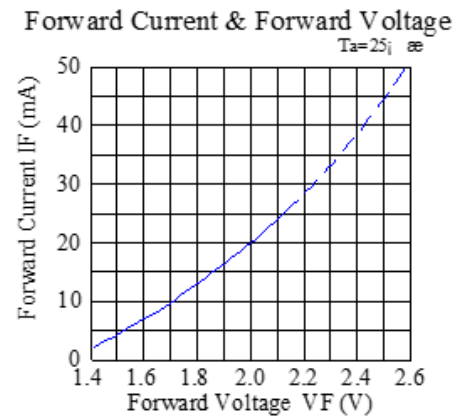
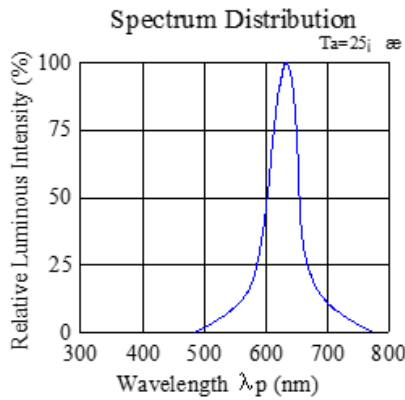
Tolerance of measurement of forward voltage: ±0.1V

Tolerance of measurement of luminous intensity: ±15%

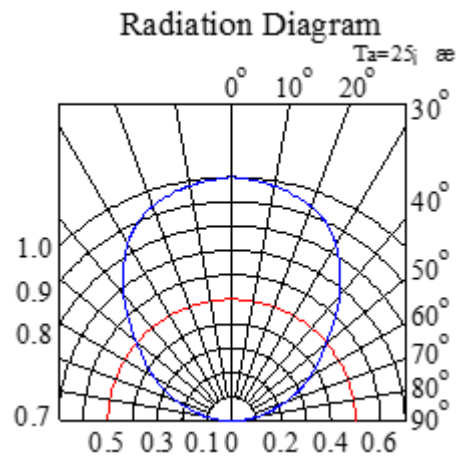
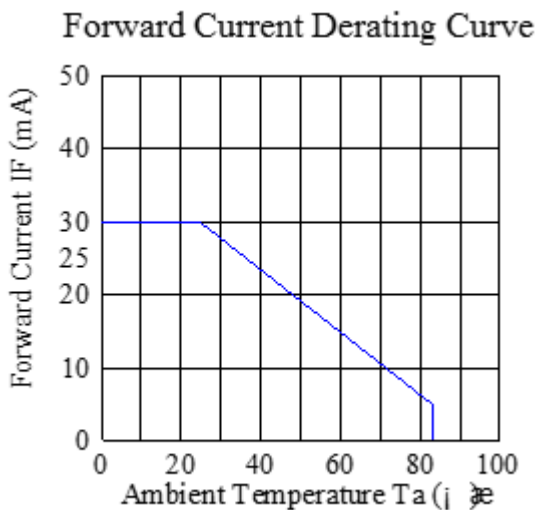
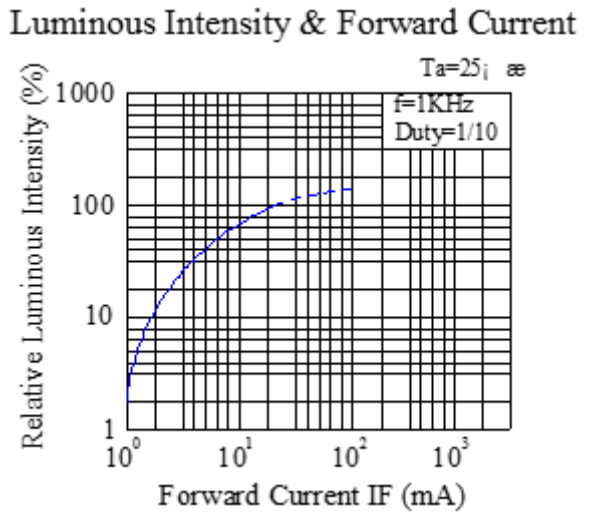
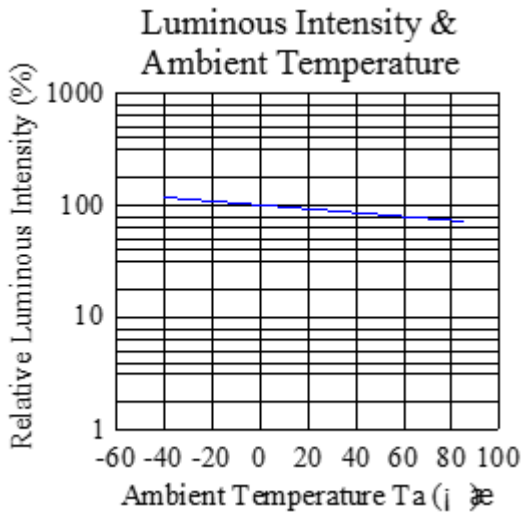
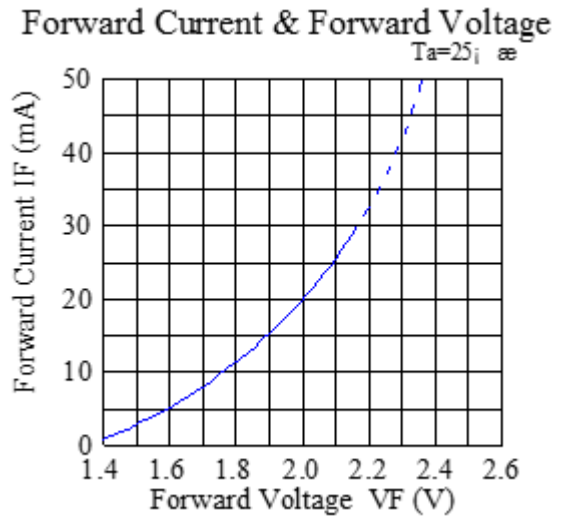
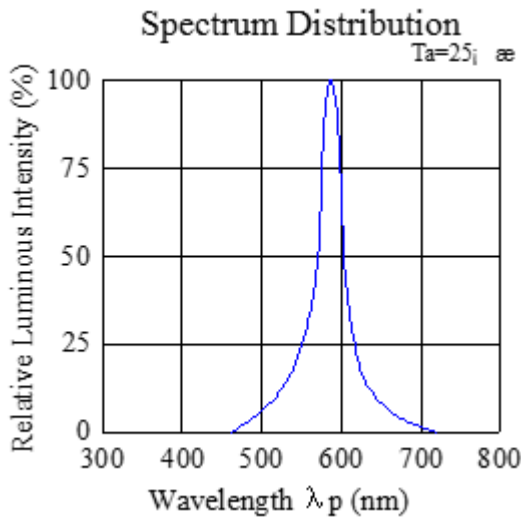
Tolerance of measurement of dominant wavelength: ±2nm

Characteristic Curves

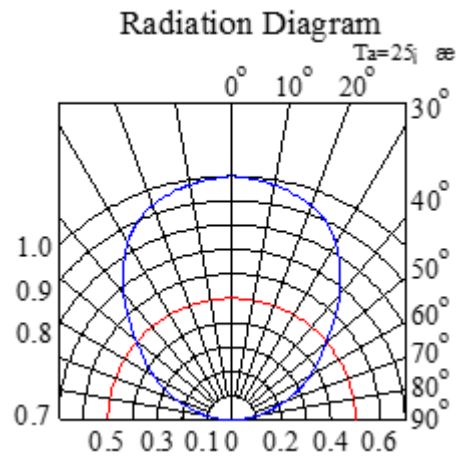
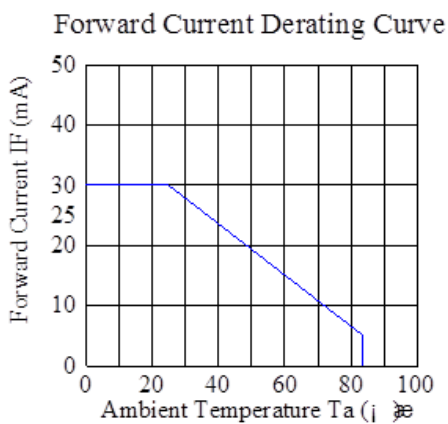
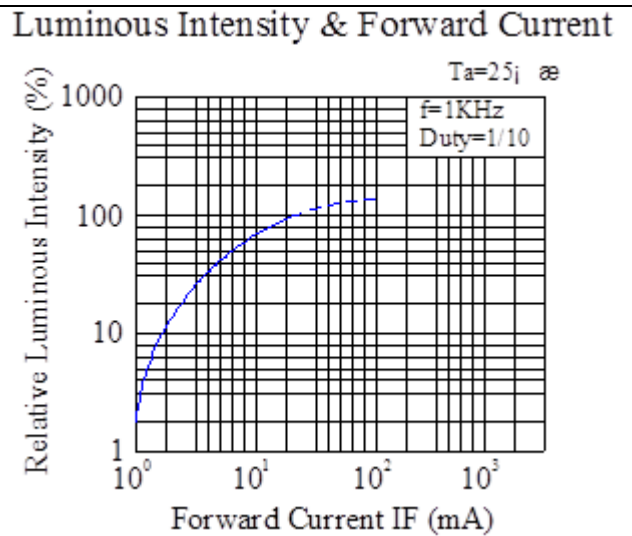
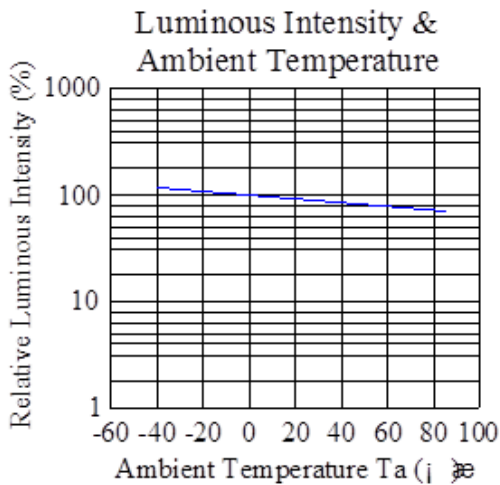
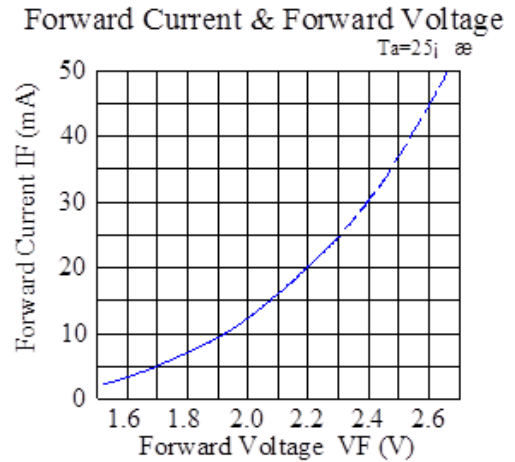
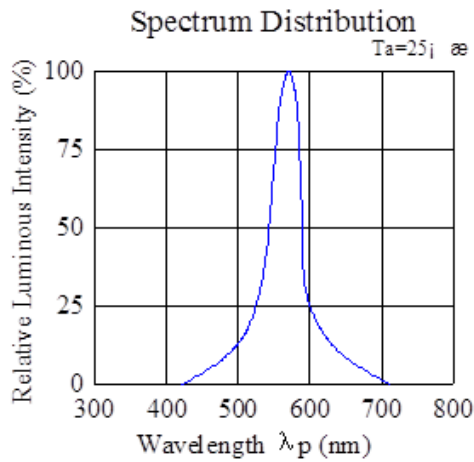
GaAsP Red



GaAsP Yellow



GaP Yellow-Green



Labeling

Part No: _____

Customer P/N: _____

Item: _____

Q'ty: _____

Vf: _____

Iv: _____

WI: _____

Date: _____

Made in China**Ordering Information**

Part #	Orderable Part #	Spec Range	Quantity per bag
QLA694B-HG	QLA694B-HG	Iv=13mcd typ. @ 20mA, $\lambda_D=630\text{nm}$ typ.; Iv=20mcd typ. @ 20mA, $\lambda_D=570\text{nm}$ typ.	500
QLA694B-HY	QLA694B-HY	Iv=13mcd typ. @ 20mA, $\lambda_D=630\text{nm}$ typ.; Iv=13mcd typ. @ 20mA, $\lambda_D=588\text{nm}$ typ.	500
QLA694B-GY	QLA694B-GY	Iv=20mcd typ. @ 20mA, $\lambda_D=570\text{nm}$ typ.; Iv=13mcd typ. @ 20mA, $\lambda_D=588\text{nm}$ typ.	500

Revision History

Description:	Revision #	Revision Date
New Release of QLA694B-XX_series	V1.0	06/24/2016



Disclaimer

QT-BRIGHTTEK reserves the right to make changes without further notice to any products herein to improve reliability, function or design. QT-BRIGHTTEK does not assume any liability arising out of the application or use of any product or circuit described herein; neither does it convey any license under its patent rights, nor the rights of others.

Life Support Policy

QT-BRIGHTTEK's products are not authorized for use as critical components in life support devices or systems without the express written approval of QT-BRIGHTTEK. As used herein:

1. Life support devices or systems are devices or systems which, (a) are intended for surgical implant into the body, or (b) support or sustain life, and (c) whose failure to perform when properly used in accordance with instructions for use provided in the labeling, can be reasonably expected to result in a significant injury of the user.
2. A critical component in any component of a life support device or system whose failure to perform can be reasonably expected to cause the failure of the life support device or system, or to affect its safety or effectiveness.