



Chipsmall Limited consists of a professional team with an average of over 10 year of expertise in the distribution of electronic components. Based in Hongkong, we have already established firm and mutual-benefit business relationships with customers from,Europe,America and south Asia,supplying obsolete and hard-to-find components to meet their specific needs.

With the principle of “Quality Parts,Customers Priority,Honest Operation,and Considerate Service”,our business mainly focus on the distribution of electronic components. Line cards we deal with include Microchip,ALPS,ROHM,Xilinx,Pulse,ON,Everlight and Freescale. Main products comprise IC,Modules,Potentiometer,IC Socket,Relay,Connector.Our parts cover such applications as commercial,industrial, and automotives areas.

We are looking forward to setting up business relationship with you and hope to provide you with the best service and solution. Let us make a better world for our industry!




## Contact us

Tel: +86-755-8981 8866 Fax: +86-755-8427 6832

Email & Skype: info@chipsmall.com Web: www.chipsmall.com

Address: A1208, Overseas Decoration Building, #122 Zhenhua RD., Futian, Shenzhen, China





### PRODUCT OVERVIEW

The HPR4XXC Series uses advanced circuit design and packaging technology to realize superior reliability and performance. A 170kHz push-pull oscillator is used in the input stage. The HPR4XXC Series reduces beat-frequency oscillation problems when used with high frequency isolation amplifiers. Reduced parts count and high efficiency add to the reliability of the HPR4XXC Series.

degradation of reliable operation. In addition, the high efficiency of the HPR4XXC Series means the series is able to offer greater than 10 W/inch<sup>3</sup> of output power density. Operation down to no load will not impact the reliability of the series, although this product has a >1mA minimum load for specifications purposes.

The high efficiency of the HPR4XXC Series means less internal power dissipation, as low as 190mW. With less heat to dissipate the HPR4XXC Series can operate at higher temperatures with no

The HPR4XXC Series provides high isolation in a very small package. The use of surface mounted devices and manufacturing technologies makes it possible to offer premium performance and low cost.

### FEATURES

- High Isolation Voltage: 3000 VPK Test
- Single-In-Line Package (SIP)
- Internal Input and Output
- Low Cost
- Non-Conductive Case

- High Output Power Density: 10 Watts/Inch<sup>3</sup>
- Extended Temperature Range: -25°C to +85°C
- High Efficiency to 79%
- RoHS Compliant

**As of October 2016, ONLY the following part numbers will be available: HPR400C; HPR404C; HPR417C**

### PRODUCT SELECTION CHART

Model	Nominal Input Voltage	Rated Output Voltage	Rated Output Current	Input Current			Reflected Ripple Current	Efficiency	Recommended Alternatives	
				No Load	Rated Load					
					Typ.	Max.				
V <sub>DC</sub>	V <sub>DC</sub>	mA		mA		mAp-p	%			
Available	HPR400C	5	5	150	20	216	235	10	69	NMV0505SAC / MEV1S0505SC
Discontinued	HPR402C	5	15	50	20	212	235	5	71	NMV0515SAC / MEV1S0515SC
To Be Discontinued*	HPR403C	5	±5	±75	20	218	245	5	68	NMV0505SC / MEV1D0505SC
Available	HPR404C	5	±12	±30	20	212	235	5	68	NMV0512SC / MEV1D0512SC
Discontinued	HPR405C	5	±15	±25	20	220	220	5	75	NMV0515SC / MEV1D0515SC
Discontinued	HPR407C	12	12	62	10	81	90	5	77	NMV1212SAC / MEV1S1212SC
Discontinued	HPR410C	12	±12	±30	10	81	90	5	74	NMV1212SC / MEV1D1212SC
Discontinued	HPR411C	12	±15	±25	10	81	90	5	77	NMV1215SC / MEV1D1215SC
Discontinued	HPR414C	15	15	50	8	72	80	5	69	NMV1515SAC / MEV1S1515SC
Available	HPR417C	15	±15	±25	8	63	66	5	79	NMV1515SC / MEV1D1515SC
Discontinued	HPR418C	24	5	150	8	48	53	15	65	MEV1S2405SC
Discontinued	HPR422C	24	±12	±30	8	45	50	15	67	MEV1D2412SC
Discontinued	HPR423C	24	±15	±25	8	45	50	15	69	MEV1D2415SC
Discontinued	HPR401C	5	12	62	20	212	235	5	70	NMV0512SAC / MEV1S0512SC
Discontinued	HPR406C	12	5	150	10	90	100	5	69	NMV1205SAC / MEV1S1205SC
Discontinued	HPR408C	12	15	50	10	81	90	5	77	NMV1215SAC / MEV1S1215SC
Discontinued	HPR409C	12	±5	±75	10	88	98	5	71	NMV1205SC / MEV1D1205SC
Discontinued	HPR412C	15	5	150	8	72	80	5	69	NMV1505SAC / MEV1S1505SC
Discontinued	HPR413C	15	12	62	8	72	80	5	69	NMV1512SAC / MEV1S1512SC
Discontinued	HPR415C	15	±5	±75	8	72	80	5	69	NMV1505SC / MEV1D1505SC
Discontinued	HPR416C	15	±12	±30	8	63	70	5	76	NMV1512SC / MEV1D1512SC
Discontinued	HPR419C	24	12	62	8	48	53	15	65	MEV1S2412SC
Discontinued	HPR420C	24	15	50	8	45	50	15	69	MEV1S2415SC
Discontinued	HPR421C	24	±5	±75	8	45	50	15	69	MEV1D2405SC



For full details go to  
[www.murata-ps.com/rohs](http://www.murata-ps.com/rohs)



**\*LAST TIME BUY: 3/31/2017. CLICK HERE FOR DISCONTINUANCE NOTICES.**

### SPECIFICATIONS, ALL MODELS

Specifications are at  $T_A = +25^\circ\text{C}$  nominal input voltage unless otherwise specified.

	PARAMETER	CONDITIONS	MIN	TYP	MAX	UNITS	
OUTPUT	<b>INPUT</b>						
	Voltage Range		4.5	5	5.5	VDC	
			10.8	12	13.2	VDC	
			13.5	15	16.5	VDC	
			21.6	24	26.4	VDC	
	<b>OUTPUT</b>						
	Rated Power				750	mW	
	Voltage Setpoint Accuracy	Rated Load, Nominal $V_{IN}$			$\pm 5$	%	
	Ripple & Noise	BW = DC to 10MHz			150	200	mVp-p
		BW = 10Hz to 2MHz			30	40	mVrms
Voltage (Over Input Voltage Range)	1mA to Rated Current, $V_{OUT} = 5V$		4.75		7	VDC	
	1mA to Rated Current, $V_{OUT} = 12V$		11.40		15	VDC	
	1mA to Rated Current, $V_{OUT} = 15V$		14.25		18	VDC	
Temperature Coefficient			.01	.05	%/ $^\circ\text{C}$		
<b>REGULATION</b>							
Load Regulation (All other modes)	Rated Load to 1mA Load			3		%	
<b>GENERAL</b>							
<b>ISOLATION</b>							
Rated Voltage			1000			VDC	
Test Voltage	60 Hz, 60 Seconds		3000			Vpk	
Resistance			10			$\text{G}\Omega$	
Capacitance				25	100	pF	
Leakage Current	$V_{ISO} = 240\text{VAC}, 60\text{Hz}$			2	7	$\mu\text{Arms}$	
Switching Frequency				170		kHz	
Frequency Change	Over Line and Load			24		%	
Package Weight					3	g	
MTTF per MIL-HDBK-217, Rev. F*	Circuit Stress Method						
Ground Benign	$T_A = +25^\circ\text{C}$		7.9			MHr	
<b>TEMPERATURE</b>							
Specification			-25	+25	+85	$^\circ\text{C}$	
Operation			-40		+100	$^\circ\text{C}$	
Storage			-40		+110	$^\circ\text{C}$	

### SOLDERING INFORMATION

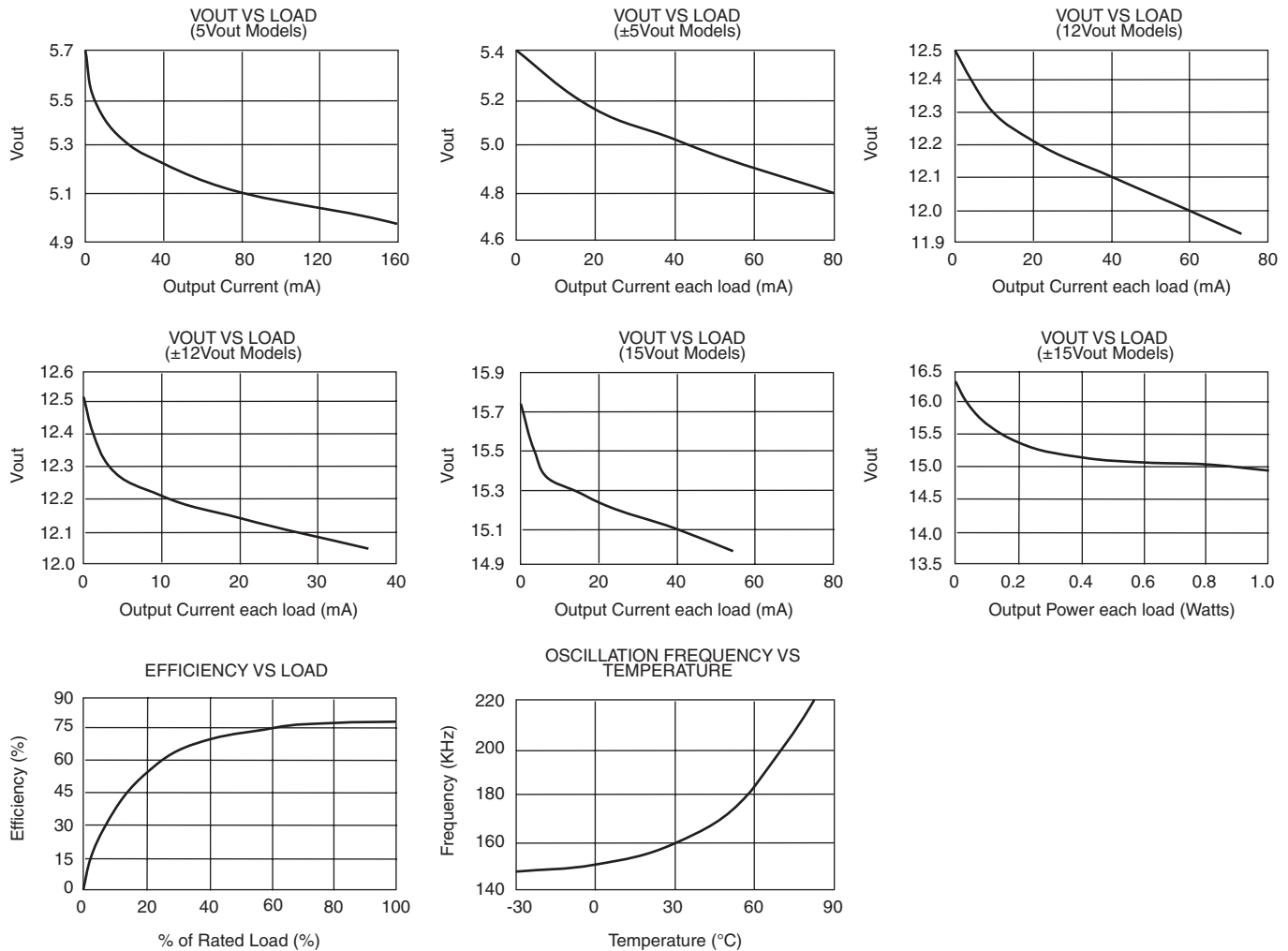
The HPR4XXC devices are intended for wave soldering or manual soldering.

**They are not intended to be subject to surface mount processes under any circumstances.**

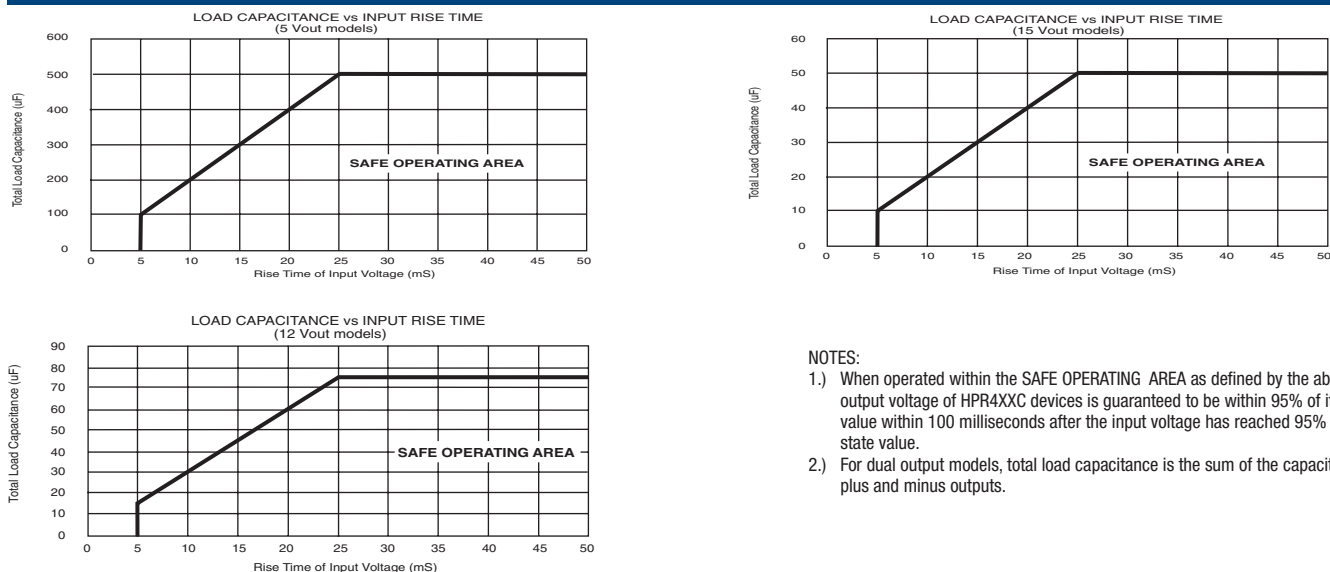
The normal wave soldering process can be used with these devices where the device is subjected to a maximum wave temperature of  $260^\circ\text{C}$  for a period of no more than 10 seconds. Within this time and temperature range, the integrity of the device's plastic body will not be compromised and internal temperatures within the converter will not exceed  $175^\circ\text{C}$ . Care should be taken to control manual soldering limits identical to that of wave soldering.

**TYPICAL PERFORMANCE CURVES**

Specifications are at  $T_A = +25^\circ\text{C}$  nominal input voltage and nominal load.



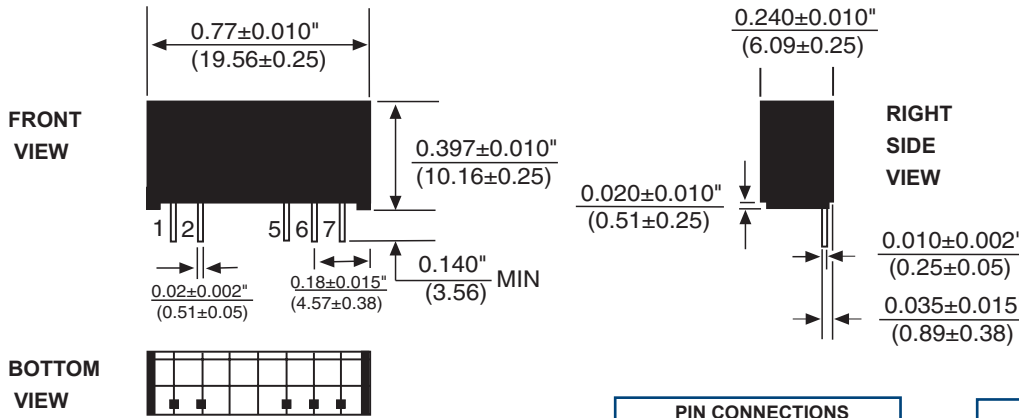
**SAFE OPERATING AREA**



**NOTES:**

- 1.) When operated within the SAFE OPERATING AREA as defined by the above curves, the output voltage of HPR4XXC devices is guaranteed to be within 95% of its steady-state value within 100 milliseconds after the input voltage has reached 95% of its steady-state value.
- 2.) For dual output models, total load capacitance is the sum of the capacitances on the plus and minus outputs.

**MECHANICAL**



PIN CONNECTIONS	
1.	+VIN
2.	-VIN
5.	-VOUT
6.	COM*
7.	+VOUT

\*Common pin not present on single output models.

**Notes:**  
 All dimensions are in inches (millimeters).  
 GRID: 0.100 inches (2.54 millimeters)  
 PIN PLACEMENT TOLERANCE: ± 0.015"  
 MATERIAL: Lead material is phosphor bronze; lead finish is 100-300 microinches of matte tin over a barrier layer of 5-40 microinches of nickel.

ABSOLUTE MAXIMUM RATINGS	
Internal Power Dissipation.....	450mW
ShortCircuitDuration .....	Momentary
Lead Temperature (soldering, 10 seconds max ...)	+300°C*

\*NOTE: Refer to Reflow Profile for SMD Models.

ORDERING INFORMATION	
Device Family	<u>HPR</u> <u>4XX</u> <u>C</u>
HPR Indicates DC/DC Converter	
Model Number	Selected from Table of Electrical Characteristics
RoHS Compliant Version	

Murata Power Solutions, Inc.  
 11 Cabot Boulevard, Mansfield, MA 02048-1151 U.S.A.  
 ISO 9001 and 14001 REGISTERED



This product is subject to the following operating requirements and the Life and Safety Critical Application Sales Policy:  
 Refer to: <http://www.murata-ps.com/requirements/>

Murata Power Solutions, Inc. makes no representation that the use of its products in the circuits described herein, or the use of other technical information contained herein, will not infringe upon existing or future patent rights. The descriptions contained herein do not imply the granting of licenses to make, use, or sell equipment constructed in accordance therewith. Specifications are subject to change without notice. © 2016 Murata Power Solutions, Inc.