



Chipsmall Limited consists of a professional team with an average of over 10 year of expertise in the distribution of electronic components. Based in Hongkong, we have already established firm and mutual-benefit business relationships with customers from,Europe,America and south Asia,supplying obsolete and hard-to-find components to meet their specific needs.

With the principle of “Quality Parts,Customers Priority,Honest Operation,and Considerate Service”,our business mainly focus on the distribution of electronic components. Line cards we deal with include Microchip,ALPS,ROHM,Xilinx,Pulse,ON,Everlight and Freescale. Main products comprise IC,Modules,Potentiometer,IC Socket,Relay,Connector.Our parts cover such applications as commercial,industrial, and automotives areas.

We are looking forward to setting up business relationship with you and hope to provide you with the best service and solution. Let us make a better world for our industry!



Contact us

Tel: +86-755-8981 8866 Fax: +86-755-8427 6832

Email & Skype: info@chipsmall.com Web: www.chipsmall.com

Address: A1208, Overseas Decoration Building, #122 Zhenhua RD., Futian, Shenzhen, China




QXP

Metallized Polypropylene Film Capacitor

(For High Frequency Applications)



- Ideal for high frequency applications due to a metallized polypropylene film dielectric which exhibits superior operative characteristics with minimal loss at high frequency.
- Self-healing electrode and non-inductive construction provide excellent characteristics in minimal inductance having better with standing voltage capability.
- Finished by inner dipping with liquid epoxy resin and outer coating with flame-retardant epoxy resin, those double coating gives superior characteristics against moisture.
- Compliant to the RoHS directive (2011/65/EU).



Application

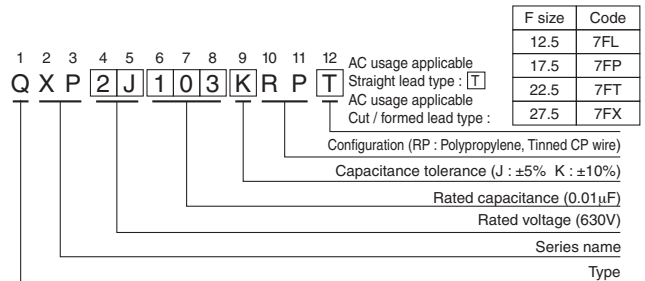
- High frequency circuit, general electronic circuit and etc.

Specifications

Item	Performance Characteristics
Category Temperature Range	-40 to +105°C (Rated temperature : 85°C)
Rated Voltage (U _R)	250, 400, 630, 800VDC
Rated Capacitance Range	0.01 to 3.3μF
Capacitance Tolerance	±5% (J), ±10% (K)
Dielectric Loss Tangent	0.1% or less (at 1kHz 20°C)
Insulation Resistance	C ≤ 0.33μF : 30000 MΩ or more C > 0.33μF : 10000 ΩF or more
Withstand Voltage	Between Terminals : Rated Voltage × 175%, 1 to 5 secs. Between Terminals and Coverage : Rated Voltage × 200%, 1 to 5 secs.
Encapsulation	Flame retardant epoxy resin

Category voltage = U_R × 0.7

Type numbering system (Example : 630V 0.01μF)



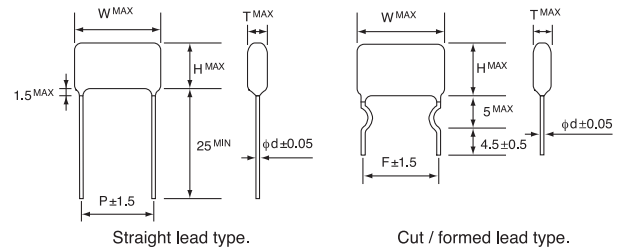
AC Voltage

- AC voltage (Operating at 50 / 60Hz AC circuit) shall be as follows
However, do not use this product for across-the-line applications.

DC Rated Voltage	250VDC	400VDC	630VDC	800VDC
AC Voltage	125VAC	160VAC	200VAC	250VAC

- When used in high frequency circuit, refer to Table 2 and 5 for the values of effective voltage, current and effective VA, shown in pages 379, 382.

Drawing



Dimensions

Unit : mm

Cap.(μF)	V (Code) Size Code	250VDC (2E)						400VDC (2G)						630VDC (2J)						800VDC (2K)						
		T	W	H	d	P	F	T	W	H	d	P	F	T	W	H	d	P	F	T	W	H	d	P	F	
0.01	103														5.5	16.0	10.6	0.6	12.5	12.5	6.2	16.0	11.3	0.6	12.5	12.5
0.015	153														6.1	16.0	11.1	0.6	12.5	12.5	7.0	16.0	12.1	0.6	12.5	12.5
0.022	223							5.8	16.0	10.4	0.6	12.5	12.5	6.8	16.0	11.8	0.6	12.5	12.5	8.0	16.0	13.1	0.6	12.5	12.5	
0.033	333							6.5	16.0	11.6	0.6	12.5	12.5	7.5	16.0	12.2	0.6	12.5	12.5	7.1	21.0	12.8	0.6	17.5	17.5	
0.047	473	5.6	16.0	10.6	0.6	12.5	12.5	7.2	16.0	12.3	0.6	12.5	12.5	6.7	21.0	12.4	0.6	17.5	17.5	7.5	21.0	14.8	0.6	17.5	17.5	
0.068	683	6.1	16.0	11.2	0.6	12.5	12.5	8.2	16.0	13.3	0.6	12.5	12.5	7.1	21.0	14.4	0.6	17.5	17.5	8.7	21.0	15.9	0.6	17.5	17.5	
0.1	104	6.8	16.0	11.9	0.6	12.5	12.5	7.6	21.0	12.7	0.6	17.5	17.5	8.2	21.0	15.4	0.6	17.5	17.5	9.6	21.0	18.5	0.6	17.5	17.5	
0.15	154	7.7	16.0	12.8	0.6	12.5	12.5	8.6	21.0	14.3	0.6	17.5	17.5	9.6	21.0	16.9	0.6	17.5	17.5	9.6	26.5	19.0	0.8	22.5	22.5	
0.22	224	7.4	21.0	12.4	0.6	17.5	17.5	9.2	21.0	16.5	0.6	17.5	17.5	9.0	26.5	18.3	0.8	22.5	22.5	11.5	26.5	20.8	0.8	22.5	22.5	
0.33	334	8.5	21.0	13.6	0.6	17.5	17.5	11.1	21.0	18.3	0.6	17.5	17.5	10.7	26.5	20.1	0.8	22.5	22.5	12.1	31.5	21.5	0.8	27.5	27.5	
0.47	474	9.4	21.0	15.1	0.6	17.5	17.5	10.4	26.5	19.7	0.8	22.5	22.5	11.1	31.5	20.4	0.8	27.5	27.5	13.7	31.5	24.7	0.8	27.5	27.5	
0.68	684	10.3	21.0	17.5	0.6	17.5	17.5	12.3	26.5	21.6	0.8	22.5	22.5	13.2	31.5	22.5	0.8	27.5	27.5							
1.0	105	9.9	26.5	19.2	0.8	22.5	22.5	13.0	31.5	22.3	0.8	27.5	27.5													
1.5	155	11.8	26.5	21.2	0.8	22.5	22.5	14.9	31.5	25.9	0.8	27.5	27.5													
2.2	225	12.6	31.5	21.9	0.8	27.5	27.5																			
3.3	335	14.5	31.5	25.4	0.8	27.5	27.5																			

F : lead pitch for cut / formed lead wires

※ We can also custom-make.

Since rating other than the above can be manufactured, please ask for detail.