



Chipsmall Limited consists of a professional team with an average of over 10 year of expertise in the distribution of electronic components. Based in Hongkong, we have already established firm and mutual-benefit business relationships with customers from,Europe,America and south Asia,supplying obsolete and hard-to-find components to meet their specific needs.

With the principle of “Quality Parts,Customers Priority,Honest Operation,and Considerate Service”,our business mainly focus on the distribution of electronic components. Line cards we deal with include Microchip,ALPS,ROHM,Xilinx,Pulse,ON,Everlight and Freescale. Main products comprise IC,Modules,Potentiometer,IC Socket,Relay,Connector.Our parts cover such applications as commercial,industrial, and automotives areas.

We are looking forward to setting up business relationship with you and hope to provide you with the best service and solution. Let us make a better world for our industry!



Contact us

Tel: +86-755-8981 8866 Fax: +86-755-8427 6832

Email & Skype: info@chipsmall.com Web: www.chipsmall.com

Address: A1208, Overseas Decoration Building, #122 Zhenhua RD., Futian, Shenzhen, China



Lamps

Lightbulb Type LED Lamps

Customize the mood with
ROHM lightbulb LED lamps

Wide distribution light lightbulb that mounted an LED in a solid substrate. A light similar to traditional lightbulb is obtained even if used in lighting devices for lightbulb. There are wide distribution light type and general type and two kinds of daylight white and lightbulb color can be chosen of each. We will deliver the emotion of LED that is produced from advanced technology.



Lightbulb Type LED Lamps

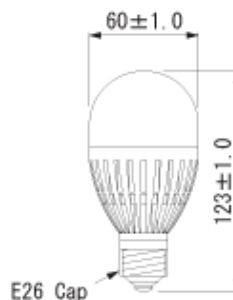
R-B15N1

Daylight White

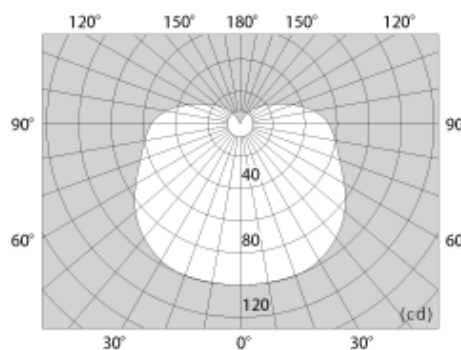
8W Diffuse Type

Power	8W
Consumption	
Luminous Flux	640lm
Ra	70
Input Voltage	AC100V
Weight	180g
Cap/Base	E26
Illuminance (Directly Under)	100lx
Lifespan	40,000h

*Dimming not supported.

External Dimensions
(Unit: mm)

Property of light distribution

Seamless LED
Lighting

- ▶ Lineup
- ▶ Installation Example

Wall Washers

- ▶ Lineup

Downlights

- ▶ Lineup
- ▶ Installation Example

Slim Lights

- ▶ Lineup

Fluorescent Tube
Type LED Lamps

- ▶ Lineup









Lightbulb Type
LED Lamps

- ▶ Lineup

Modules

- ▶ Lineup

Lightbulb Type LED Lamps list

Product	Specifications			Emission Color	
	Power Supply	Power Consumption (W)	Cap/Base	 Daylight White	 Incandescent
Lightbulb Type LED Lamps	Diffuse Type	6W	E26	 R-B10N1	 R-B10L1
		8W	E26	 R-B15N1	 R-B15L1
	Standard Type	6W	E26	 R-B101N1	 R-B101L1

[To top of page ▲](#)[TOP](#) | [Products](#) | [Casae Studies](#) | [Technology](#) | [LED Lighting Lecture](#) | [Inquiries](#)

Copyright (C) 1997-2011 ROHM Co., Ltd.