



Chipsmall Limited consists of a professional team with an average of over 10 year of expertise in the distribution of electronic components. Based in Hongkong, we have already established firm and mutual-benefit business relationships with customers from,Europe,America and south Asia,supplying obsolete and hard-to-find components to meet their specific needs.

With the principle of "Quality Parts,Customers Priority,Honest Operation,and Considerate Service",our business mainly focus on the distribution of electronic components. Line cards we deal with include Microchip,ALPS,ROHM,Xilinx,Pulse,ON,Everlight and Freescale. Main products comprise IC,Modules,Potentiometer,IC Socket,Relay,Connector.Our parts cover such applications as commercial,industrial, and automotives areas.

We are looking forward to setting up business relationship with you and hope to provide you with the best service and solution. Let us make a better world for our industry!



## Contact us

Tel: +86-755-8981 8866 Fax: +86-755-8427 6832

Email & Skype: info@chipsmall.com Web: www.chipsmall.com

Address: A1208, Overseas Decoration Building, #122 Zhenhua RD., Futian, Shenzhen, China



## Features

## Unregulated Converters

- UL/CSA and EN Safety certified
- EN-61010 for Test, Measurement and Lab Use
- EN-60601 for Medical Applications
- Reinforced Isolation 6.4kVDC or 8kVDC
- Optional Continuous Short Circuit Protected
- Unique Reinforced Isolation Transformer System
- /X2 Option for >9mm Input/Output Clearance

### Description

The RxxPxxS\_D Series of DC/DC Converters are certified to UL/CSA-60950. This makes them ideal for safety applications where approved or reinforced isolation is required. The reinforced versions are also EN61010-1 certified for Lab Equipment Safety.

### Selection Guide

Part Number	Reinforced Isolation (kVDC)	Input Voltage (VDC)	Output Voltage (VDC)	Output Current (mA)	Efficiency Std (%)	Max Capacitive Load <sup>(1)</sup>
RxxP3.3S*	/R6.4 & /R8	5, 9, 12, 15, 24	3.3	303	70~80	2200µF
RxxP05S*	/R6.4 & /R8	5, 9, 12, 15, 24	5	200	75-80	1000µF
RxxP09S*	/R6.4 & /R8	5, 9, 12, 15, 24	9	111	75-82	1000µF
RxxP12S*	/R6.4 & /R8	5, 9, 12, 15, 24	12	84	75-82	470µF
RxxP15S*	/R6.4 & /R8	5, 9, 12, 15, 24	15	66	75-83	470µF
RxxP3.3D*	/R6.4 & /R8	5, 9, 12, 15, 24	±3.3	±151	72-79	±1000µF
RxxP05D*	/R6.4 & /R8	5, 9, 12, 15, 24	±5	±100	75-82	±470µF
RxxP09D*	/R6.4 & /R8	5, 9, 12, 15, 24	±9	±55	75-82	±470µF
RxxP12D*	/R6.4 & /R8	5, 9, 12, 15, 24	±12	±41	75-82	±220µF
RxxP15D*	/R6.4 & /R8	5, 9, 12, 15, 24	±15	±33	75-83	±220µF

xx = Input Voltage. Other input and output voltage combinations available on request.

\* add Suffix "P" for Continuous Short Circuit Protection, e.g. R05P05S/P, R05P05D/P

\* add Suffix "X2" for single output with alternative pinout, e.g. R05P05S/X2, R05P05S/P/X2

\* add Suffix "/R6.4" or "/R8" for Reinforced Isolation, e.g. R05P05D/R6.4, R05P05S/P/X2/R8

### Specifications (measured at $T_A = 25^\circ\text{C}$ , nominal input voltage, full load and after warm-up)

Input Voltage Range	±10%	
Output Voltage Accuracy	±5%	
Line Voltage Regulation	1.2%/1% of Vin typ.	
Load Voltage Regulation	3.3, 5V output types	15% max.
(10% to 100% full load)	other output types	10% max.
Output Ripple and Noise (20MHz BW)	200mVp-p max.	
Operating Frequency	20kHz min. / 50kHz typ. / 85kHz max.	
Efficiency at Full Load	65% min. / 75% typ.	
Minimum Load = 0%	Specifications valid for 10% minimum load only.	
Reinforced Isolation /R6.4	(tested for 1 second)	6400VDC
	(rated for 1 minute**)	3200VAC / 60Hz
Reinforced Isolation /R8	(tested for 1 second)	8000VDC
	(rated for 1 minute**)	4000VAC / 60Hz
Isolation Capacitance	4pF min. / 10pF max.	
Isolation Resistance	15 GΩ min.	
Short Circuit Protection	1 Second	
P-Suffix	Continuous	
Operating Temperature Range (free air convection)	-40°C to +85°C (see Graph)	
Case Temperature	105°C max.	
Storage Temperature Range	-55°C to +125°C	
Relative Humidity	95% RH	
Package Weight	4.3g	
Packing Quantity	25 pcs per Tube	
Potting Material	Silicone Rubber Compound (UL94V-0)	

continued on next page

## ECONOLINE

### DC/DC-Converter


with 3 year Warranty

# RECOM

## 1 Watt

## SIP 7 Single

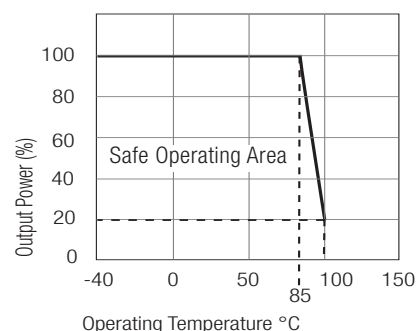
## & Dual Output



**EN-60950-1 Certified**  
**EN-60601-1 Certified**  
**UL/CSA 60950-1 Certified**  
**UL-60601-1 Certified**  
**EN-61010-1 Certified**  
**IEC-60601-1 CB Report**

# RxxPxx/R

## Derating-Graph (Ambient Temperature)



\*\*Any data referred to in this datasheet are of indicative nature and based on our practical experience only. For further details, please refer to our Application Notes.

Refer to Application Notes



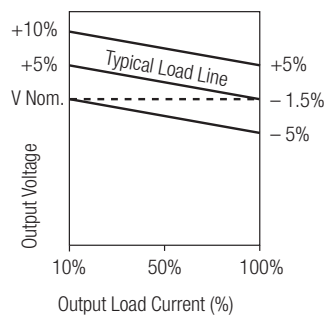
**Specifications** (measured at  $T_A = 25^\circ\text{C}$ , nominal input voltage, full load and after warm-up)

MTBF (+25°C)	Detailed Information see Application Notes chapter "MTBF"	using MIL-HDBK 217F	2974 x 10 <sup>3</sup> hours
(+85°C)		using MIL-HDBK 217F	728 x 10 <sup>3</sup> hours
Reinforced Isolation			
Transformer Clearance	Reinforced Types		5.5 mm min.
PCB Creepage & Clearance	Reinforced Types		4.95 mm min.
Certifications			
Measurement, Control and Laboratory Use Safety		Report: T1301251-313	EN61010-1 : 2010
CSA General Safety		Report: 2207629	UL 60950-1 1st Ed. C22.2 No. 60950-1-03
UL/cUL Medical Safety		Report: E314885-A5	UL60601-1 1st Edition
CSA Medical Safety		Report: 2207629	CAN/CSA-22.2 No 601.1-M90
EN General Safety		Report: SPCLVD1310079-1	EN60950-1 : 2006
CB/EN Medical Safety		Report: CA-10169-A1-UL	IEC/EN 60601-1 3rd Edition
ANSI/AAMI Medical Safety		Report: E314885-A5	ES60601-1 3rd Edition

Notes

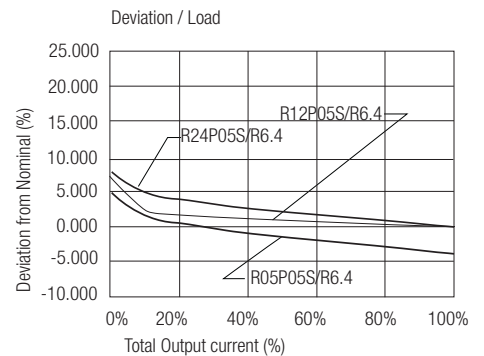
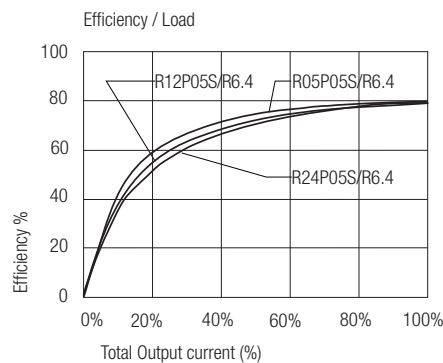
Note 1: Maximum capacitive load is defined as the capacitive load that will allow start up in under 1 second without damage to the converter.

**Tolerance Envelope**

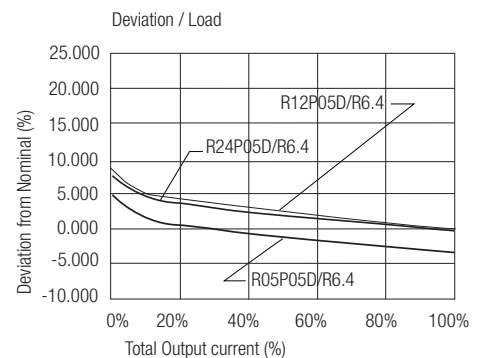
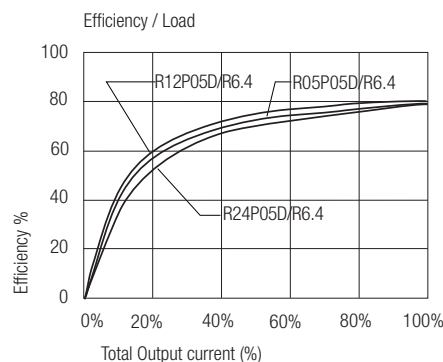


**Typical Characteristics - Reinforced Version**

**RxxP05S/R6.4**  
**RxxP05S/R8**

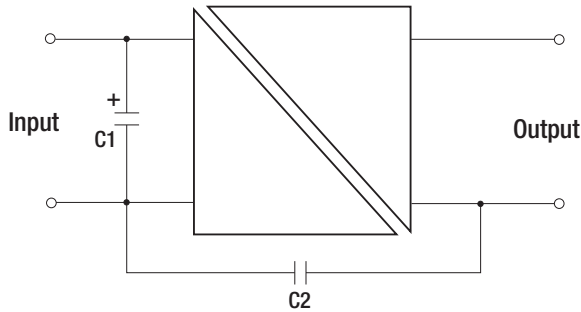


**RxxP05D/R6.4**  
**RxxP05D/R8**



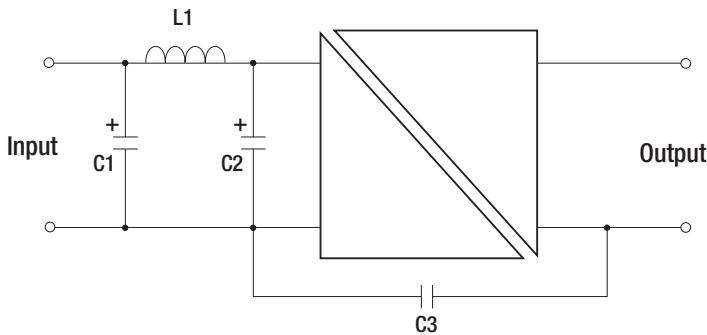
**EMC Filter Suggestions for EN55022 Class A and B**

**EN55022 Class A**



	C1	C2
RxxPxx/R6.4	10µF	2n2F 8kV Vishay HGZ222MBP
RxxPxx/R8	10µF	2n5F 10kV Vishay HGZ222MBP

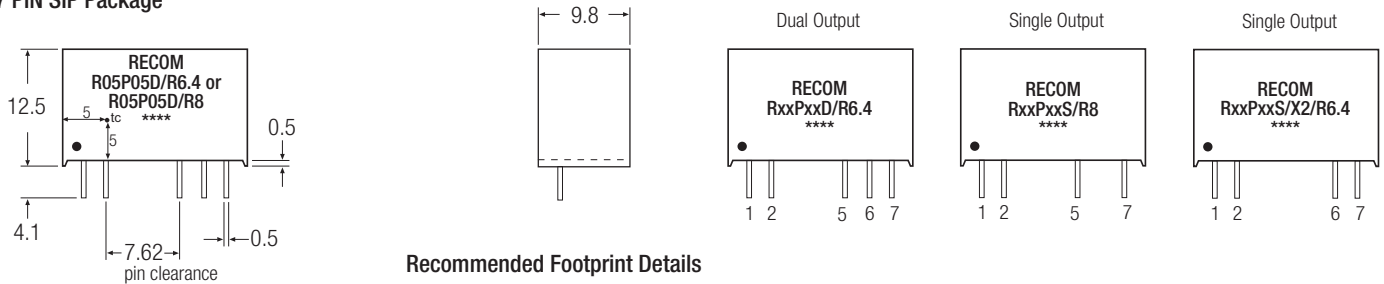
**EN55022 Class B**



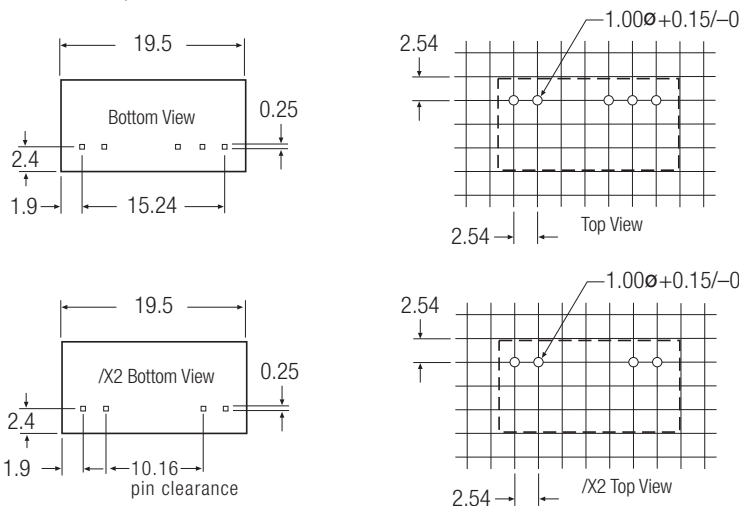
	C1	L1	C2	C3
RxxPxx/R6.4	10µF	470µH WE 7447471471	10µF	2n2F 8kV Vishay HGZ222MBP
RxxPxx/R8	10µF	470µH WE 7447471471	10µF	2n5F 10kV Vishay HGZ222MBP

**Package Style and Pinning (mm)**

**7 PIN SIP Package**



**Recommended Footprint Details**



**Pin Connections**

Pin #	Single	Dual	/X2
1	+Vin	+Vin	+Vin
2	-Vin	-Vin	-Vin
5	-Vout	-Vout	No Pin
6	No Pin	Com	-Vout
7	+Vout	+Vout	+Vout

XX.X ± 0.5 mm  
XX.XX ± 0.25 mm

The product information and specifications are subject to change without prior notice. RECOM products are not authorized for use in safety-critical applications (such as life support) without RECOM's explicit written consent. A safety-critical application is defined as an application where a failure of a RECOM product may reasonably be expected to endanger or cause loss of life, inflict bodily harm or damage property. The buyer shall indemnify and hold harmless RECOM, its affiliated companies and its representatives against any damage claims in connection with the unauthorized use of RECOM products in such safety-critical applications.