



Chipsmall Limited consists of a professional team with an average of over 10 year of expertise in the distribution of electronic components. Based in Hongkong, we have already established firm and mutual-benefit business relationships with customers from,Europe,America and south Asia,supplying obsolete and hard-to-find components to meet their specific needs.

With the principle of “Quality Parts,Customers Priority,Honest Operation,and Considerate Service”,our business mainly focus on the distribution of electronic components. Line cards we deal with include Microchip,ALPS,ROHM,Xilinx,Pulse,ON,Everlight and Freescale. Main products comprise IC,Modules,Potentiometer,IC Socket,Relay,Connector.Our parts cover such applications as commercial,industrial, and automotives areas.

We are looking forward to setting up business relationship with you and hope to provide you with the best service and solution. Let us make a better world for our industry!



## Contact us

Tel: +86-755-8981 8866 Fax: +86-755-8427 6832

Email & Skype: info@chipsmall.com Web: www.chipsmall.com

Address: A1208, Overseas Decoration Building, #122 Zhenhua RD., Futian, Shenzhen, China



### Anaren High Frequency Chip Resistor



#### Electrical Specifications:

	Room (25 °C)		
	Min.	Typ.	Max.
Resistance ( $\Omega$ )	47.5	50	52.5
TCR (ppm / °C)	-300		+300
Power (W)			0.5
Operating Temperature (°C)	-55		150
Frequency Range (GHz)	DC		17
Return Loss (dB)			10

Specifications subject to change with out notice.

#### Features:

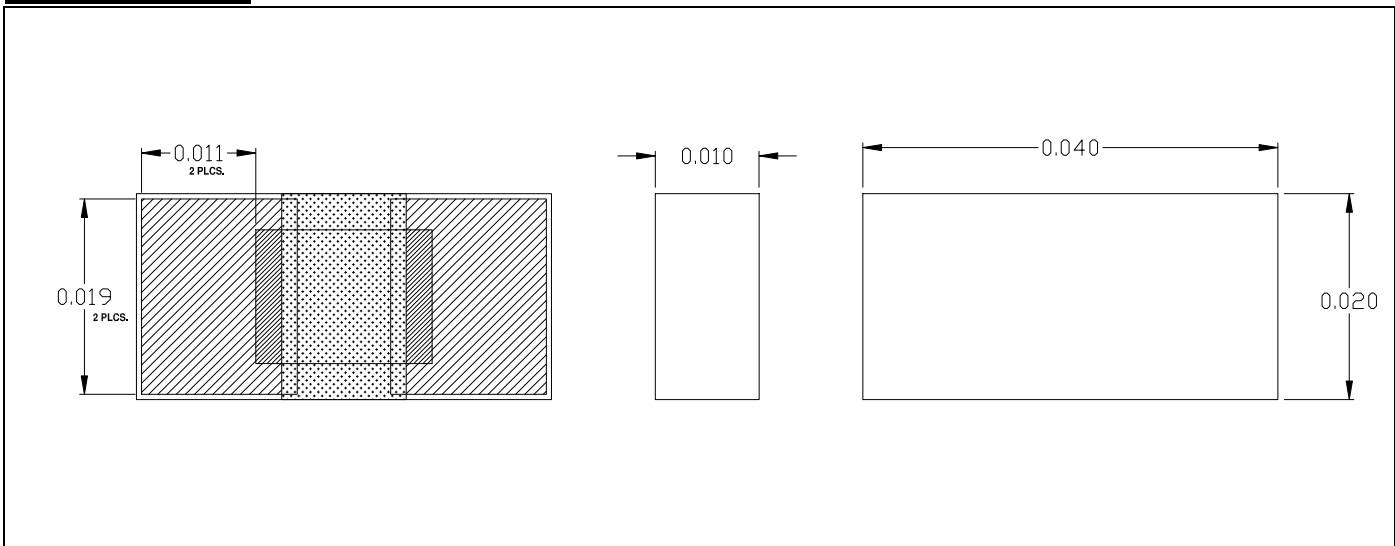
- RF Performance up to 17 GHz
- 50  $\Omega$
- 10 mil 96 % Alumina
- Non-Nichrome Resistive Element
- Terminals:  
Gold
- Epoxy Mount
- Wire Bondable
- Tolerance 5%

#### Description

- Thick Film chip resistor with gold terminals.
- Gold terminals are wire bondable.
- Base Material is 10 mil 96% Alumina.
- Other values available.

#### Outline Drawing

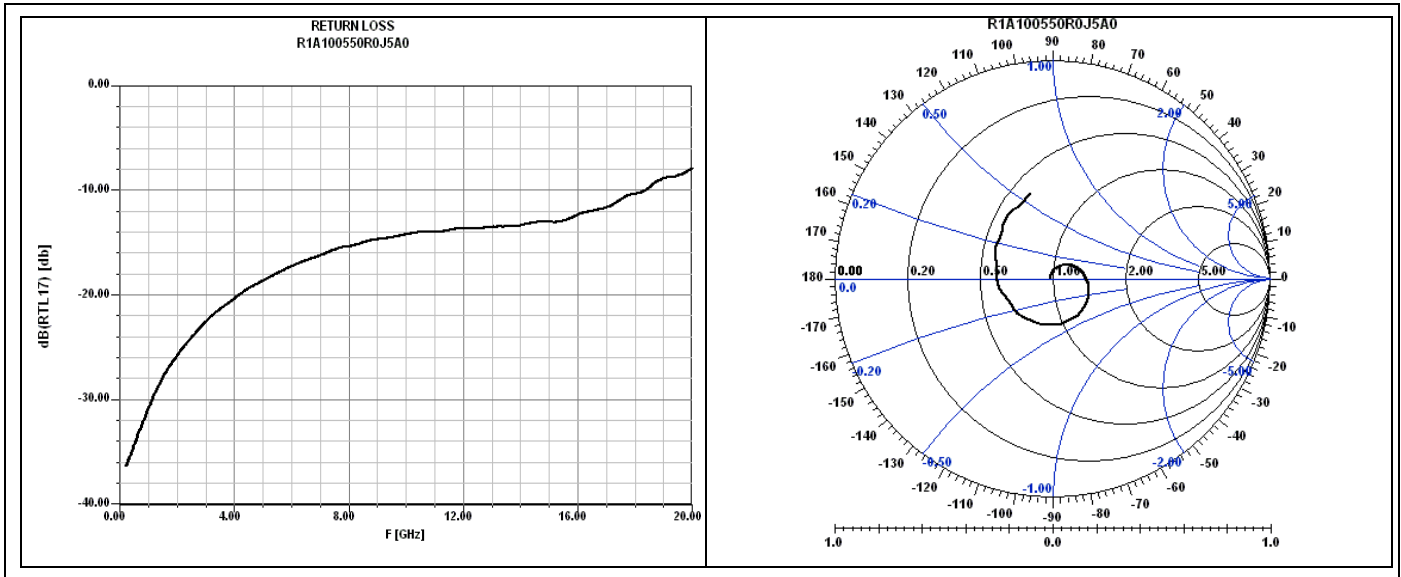
Dimensions shown in inches  $\pm 0.002$  unless otherwise shown



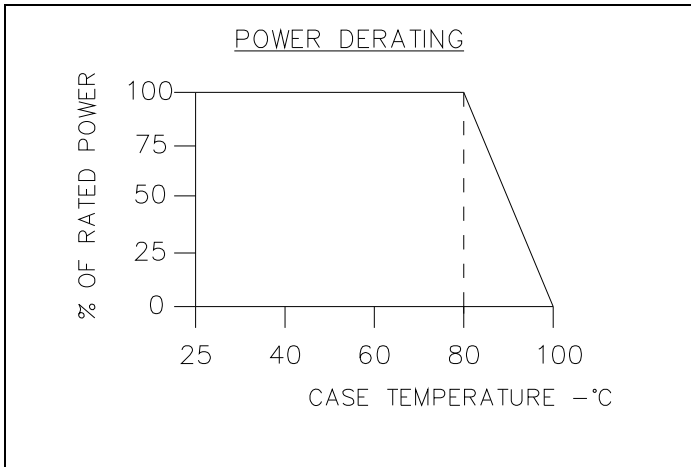
R1A100550R0J5A0 (097) Rev B



## Performance Specifications:

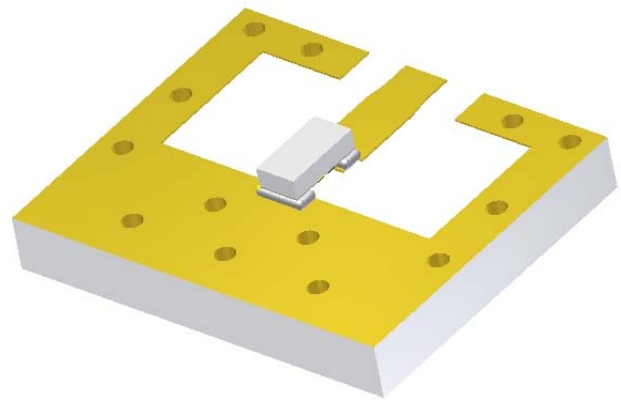


## Power De-rating:



## Suggested Mounting:

Epoxy mount with resistive side down



## Description of Standard Tests as specified by options in Part Number

Parameter	Change in Resistance		Test Method
	Limit	Typical	
Resistance	± 5%	50 Ω	Measurement at 25°C
T.C.R (ppm / °C)	± 300	65	Measurement at +25°C to -55°C and +25°C to +125°C
Overload (Short Time)	±2%	0.5%	Rated Voltage x 2.5 for 5 seconds
Thermal Shock	±0.5%	±0.3%	-55°C (30 minutes), +125°C (30 minutes), 100 cycles
Life Test	±3%	±1%	70°C ± 2°C, 1000 hours, 1.5 hr ON, 0.5 hr OFF cycle
High Temperature Exposure	±1%	±0.3%	+125°C, 1000 hours +155°C, 1000 hours

R1A100550R0J5A0 (097) Rev B

USA/Canada: (315) 432-8909  
Toll Free: (800) 544-2414  
Europe: +44 2392-232392

Available on Tape and  
Reel For Pick and Place  
Manufacturing.



**Anaren**

What'll we think of next?™