



Chipsmall Limited consists of a professional team with an average of over 10 year of expertise in the distribution of electronic components. Based in Hongkong, we have already established firm and mutual-benefit business relationships with customers from,Europe,America and south Asia,supplying obsolete and hard-to-find components to meet their specific needs.

With the principle of “Quality Parts,Customers Priority,Honest Operation,and Considerate Service”,our business mainly focus on the distribution of electronic components. Line cards we deal with include Microchip,ALPS,ROHM,Xilinx,Pulse,ON,Everlight and Freescale. Main products comprise IC,Modules,Potentiometer,IC Socket,Relay,Connector.Our parts cover such applications as commercial,industrial, and automotives areas.

We are looking forward to setting up business relationship with you and hope to provide you with the best service and solution. Let us make a better world for our industry!



Contact us

Tel: +86-755-8981 8866 Fax: +86-755-8427 6832

Email & Skype: info@chipsmall.com Web: www.chipsmall.com

Address: A1208, Overseas Decoration Building, #122 Zhenhua RD., Futian, Shenzhen, China



Anaren High Frequency Chip Resistor



Electrical Specifications:

| | Room (25 °C) | | |
|----------------------------|--------------|------|------|
| | Min. | Typ. | Max. |
| Resistance (Ω) | 47.5 | 50 | 52.5 |
| TCR (ppm / °C) | -300 | | +300 |
| Power (W) | | | 0.5 |
| Operating Temperature (°C) | -55 | | 150 |
| Frequency Range (GHz) | DC | | 17 |
| Return Loss (dB) | | | 10 |

Specifications subject to change with out notice.

Features:

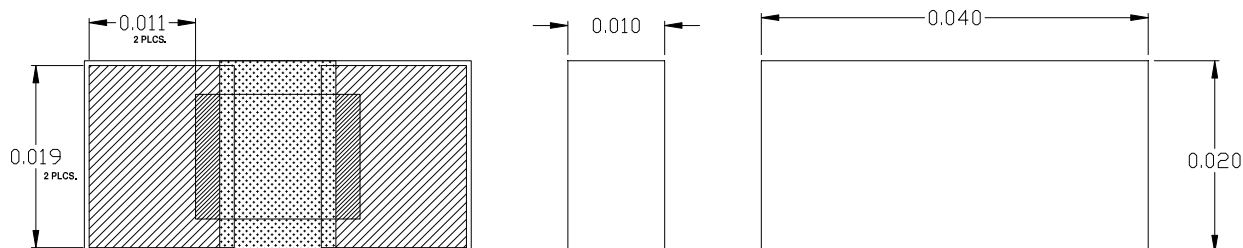
- RF Performance up to 17 GHz
- 50 Ω
- 10 mil 96 % Alumina
- Non-Nichrome Resistive Element
- Terminals: Palladium Silver
- Solder Attach
- Tolerance 5%

Description

- Thick Film chip resistor with Palladium Silver terminals.
- Base Material is 10 mil 96% Alumina.
- Other values available.

Outline Drawing

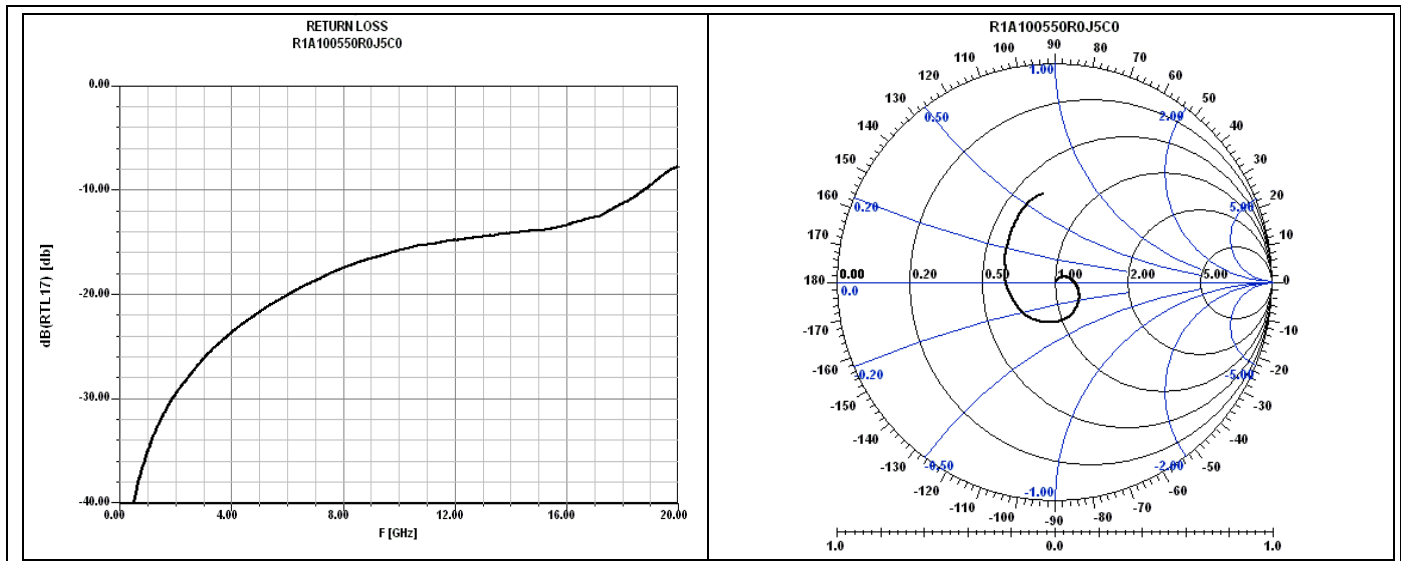
Dimensions shown in inches ± 0.002 unless otherwise shown



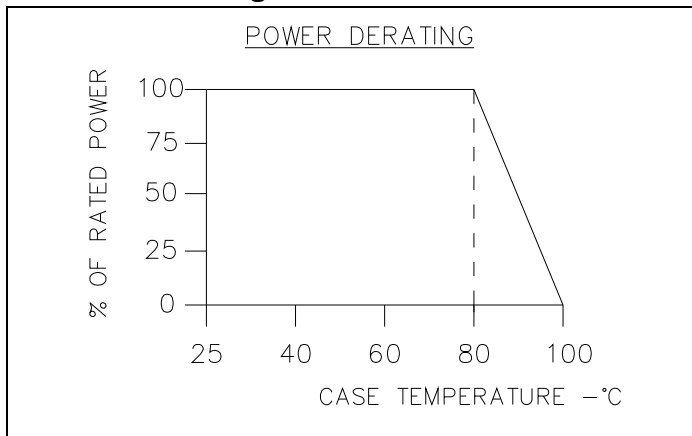
R1A100550R0J5C0 (097) Rev B



Performance Specifications:

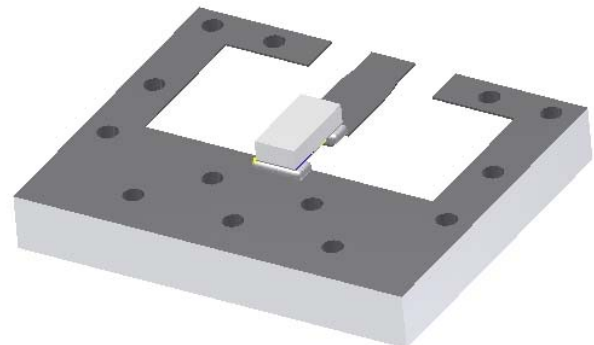


Power De-rating:



Suggested Mounting:

Solder mount using SAC solder with resistive side down



| Description of Standard Tests as specified by options in Part Number | | | |
|--|-------|---------|---|
| Change in Resistance | | | |
| Parameter | Limit | Typical | Test Method |
| Resistance | ± 5% | 50 Ω | Measurement at 25°C |
| T.C.R (ppm / °C) | ±300 | 65 | Measurement at +25°C to -55°C and +25°C to +125°C |
| Overload (Sh rt Time) | ±2% | ±0.5% | Rated Voltage x 2.5 for 5 seconds |
| Thermal Shock | ±0.5% | ±0.3% | -55°C (30 minutes), +125°C (30 minutes), 100 cycles |
| Life Test | ±3% | ±1% | 70°C ± 2°C, 1000 hours, 1.5 hr ON, 0.5 hr OFF cycle |
| High Temperature Exposure | ±1% | ±0.3% | +125°C, 1000 hours +155°C, 1000 hours |

R1A100550R0J5C0 (097) Rev B

USA/Canada: (315) 432-8909
Toll Free: (800) 544-2414
Europe: +44 2392-232392

Available on Tape and
Reel For Pick and Place
Manufacturing.



Anaren
What'll we think of next?™