



Chipsmall Limited consists of a professional team with an average of over 10 year of expertise in the distribution of electronic components. Based in Hongkong, we have already established firm and mutual-benefit business relationships with customers from,Europe,America and south Asia,supplying obsolete and hard-to-find components to meet their specific needs.

With the principle of “Quality Parts,Customers Priority,Honest Operation,and Considerate Service”,our business mainly focus on the distribution of electronic components. Line cards we deal with include Microchip,ALPS,ROHM,Xilinx,Pulse,ON,Everlight and Freescale. Main products comprise IC,Modules,Potentiometer,IC Socket,Relay,Connector.Our parts cover such applications as commercial,industrial, and automotives areas.

We are looking forward to setting up business relationship with you and hope to provide you with the best service and solution. Let us make a better world for our industry!



Contact us


Tel: +86-755-8981 8866 Fax: +86-755-8427 6832

Email & Skype: info@chipsmall.com Web: www.chipsmall.com

Address: A1208, Overseas Decoration Building, #122 Zhenhua RD., Futian, Shenzhen, China



Anaren High Frequency Chip Resistor



Features:

- RF performance to 18 GHz
- 50 Ω
- 10 mil 96 % Alumina
- Non-Nichrome Resistive Element
- Terminals: Gold
- Epoxy Mount
- Wire Bondable
- Tolerance 5%

Electrical Specifications:

	Room (25 °C)		
	Min.	Typ.	Max.
Resistance (Ω)	47.5	50	52.5
TCR (ppm / °C)	-300		+300
Power (W)			0.5
Operating Temperature (°C)	-55		150
Frequency Range (GHz)	DC		18
Return Loss (dB)			10

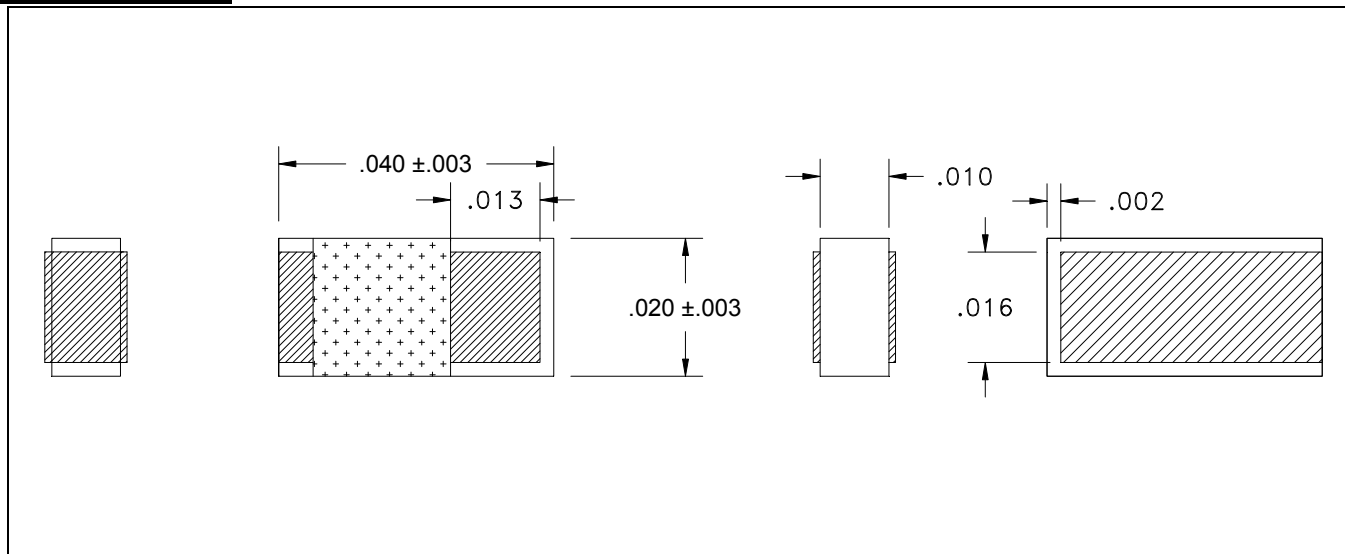
Specifications subject to change with out notice.

Description

- Thick Film single wrap chip resistor with gold terminals.
- Terminals can be wire bonded.
- Base Material is 10 mil 96% Alumina.

Outline Drawing

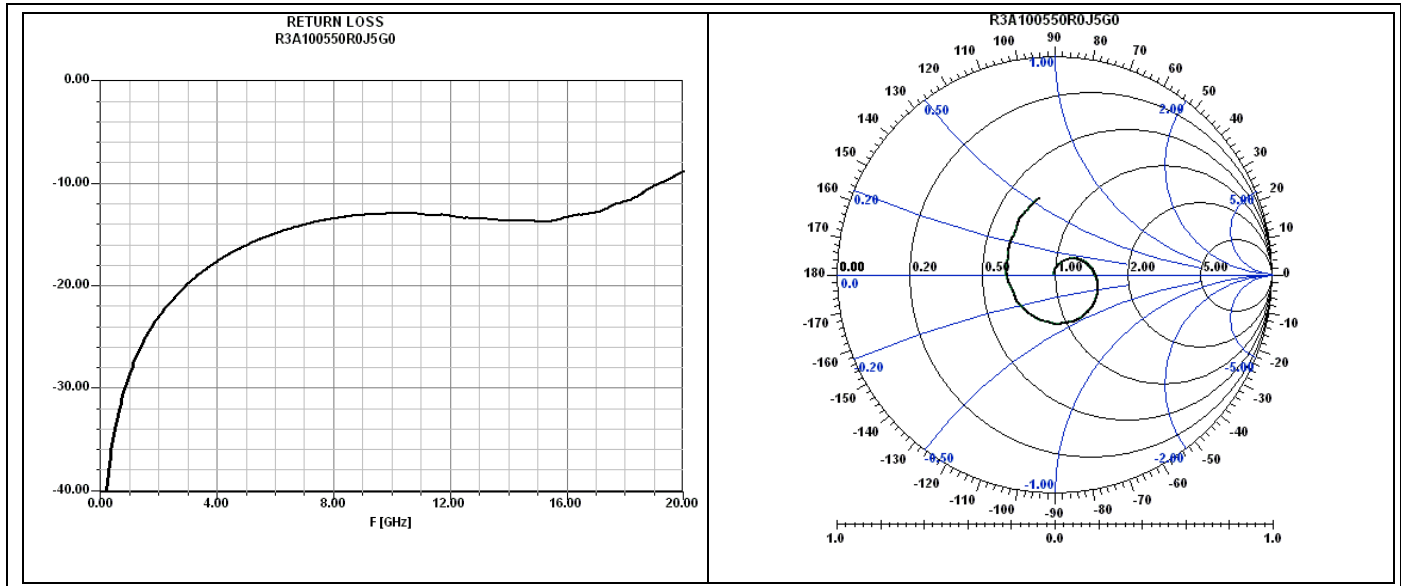
Dimensions shown in inches ± 0.002 unless otherwise shown



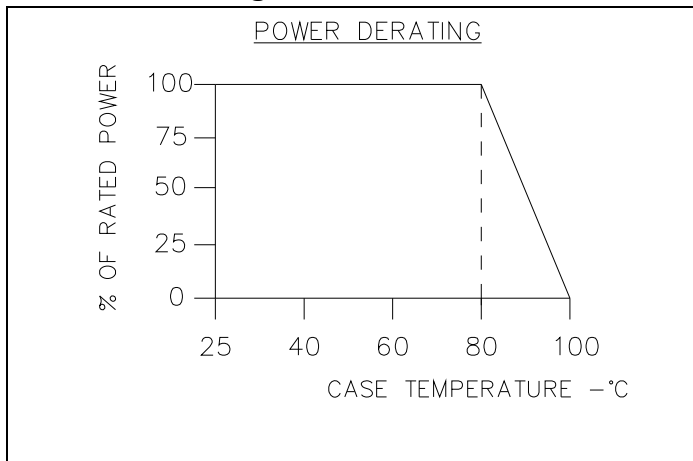
R3A100550R0J5G0 (097) Rev B



Performance Specifications:

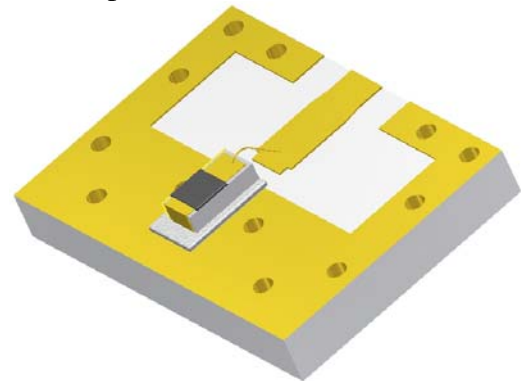


Power De-rating:



Suggested Mounting:

Epoxy mount bottom side to circuit.
Top terminal is wire bondable.



Description of Standard Tests as specified by options in Part Number			
Parameter	Change in Resistance		Test Method
	Limit	Typical	
Resistance	±52%	50 Ω	Measurement at 25°C
T.C.R (ppm / °C)	± 300	165	Measurement at +25°C to +55°C and +25°C to +125°C
Overload (Short Time)	±2%	±0.5%	Rated Voltage x 2.5 for 5 seconds
Thermal Shock	±0.5%	±0.3%	-55°C (30 minutes), +125°C (30 minutes), 100 cycles
Life Test	±3%	±1%	70°C ± 2°C, 1000 hours, 1.5 hr ON, 0.5 hr OFF cycle
High Temperature Exposure	±1%	±0.3%	+125°C, 1000 hours +155°C, 1000 hours

R3A100550R0J5G0 (097) Rev B

USA/Canada: (315) 432-8909
Toll Free: (800) 544-2414
Europe: +44 2392-232392

Available on Tape and
Reel For Pick and Place
Manufacturing.



Anaren
What'll we think of next?™