



Chipsmall Limited consists of a professional team with an average of over 10 year of expertise in the distribution of electronic components. Based in Hongkong, we have already established firm and mutual-benefit business relationships with customers from,Europe,America and south Asia,supplying obsolete and hard-to-find components to meet their specific needs.

With the principle of “Quality Parts,Customers Priority,Honest Operation,and Considerate Service”,our business mainly focus on the distribution of electronic components. Line cards we deal with include Microchip,ALPS,ROHM,Xilinx,Pulse,ON,Everlight and Freescale. Main products comprise IC,Modules,Potentiometer,IC Socket,Relay,Connector.Our parts cover such applications as commercial,industrial, and automotives areas.

We are looking forward to setting up business relationship with you and hope to provide you with the best service and solution. Let us make a better world for our industry!



Contact us

Tel: +86-755-8981 8866 Fax: +86-755-8427 6832

Email & Skype: info@chipsmall.com Web: www.chipsmall.com

Address: A1208, Overseas Decoration Building, #122 Zhenhua RD., Futian, Shenzhen, China



Features

Regulated Converter

- High efficiency over entire load range
- Class II installations (without FG)
- 5W on 1" x 1" footprint
- Internal EMC class B filter
- No external components necessary
- Electrical protection



RAC05-K

5 Watt
1" x 1"
Single Output



Description

The RAC05-K series are ultra-compact AC/DC power supply modules in lightweight fully-encapsulated plastic casing. Beside safety approvals for industrial and IT solutions IEC/EN60950-1 and UL62368-1, the units meet EN55032-"B" limits without any external components. Integrated fusing as well as electrical protections against short circuit and over voltage are on board. With their excellent efficiency over the entire load range including light load standby conditions, these power modules are especially suitable for IOT applications and control equipment.

Selection Guide

Part Number	Input Voltage Range [VAC]	Output Voltage [VDC]	Output Current [mA]	Efficiency typ. ⁽¹⁾ [%]	Max. Capacitive Load [μF]
RAC05-3.3SK	85-264	3.3	1515	76	6000
RAC05-05SK	85-264	5	1000	80	6000
RAC05-12SK	85-264	12	416	81	1500
RAC05-15SK	85-264	15	333	82	1000
RAC05-24SK	85-264	24	210	84	330

Notes:

Note1: Efficiency is tested at 25°C with constant resistant mode at full load and 230VAC

Model Numbering



Specifications (measured @ ta= 25°C, nominal input voltage (115/230VAC), full load and after warm-up)

BASIC CHARACTERISTICS					
Parameter	Condition		Min.	Typ.	Max.
Internal Input Filter			Pi Type		
Input Voltage Range ^(2,3)			85VAC 120VDC		264VAC 370VDC
Input Current	115VAC 230VAC				250mA 100mA
Inrush Current	cold start	115VAC 230VAC			15A 30A
No load Power Consumption	264VAC			75mW	
Input Frequency Range			47Hz		63Hz
Minimum Load			0%		
Power Factor	115VAC 230VAC		0.6 0.45		
Start-up Time				20ms	
Rise Time					8ms
Hold-up time	115VAC 230VAC			12ms 60ms	
Internal Operating Frequency					130kHz
Output Ripple and Noise	20MHz BW	3.3Vout, 5Vout others		60mVp-p	1% of Vout

Notes:

Note2: The products were submitted for safety files at AC-Input operation

Note3: Refer to line derating graph on page 4

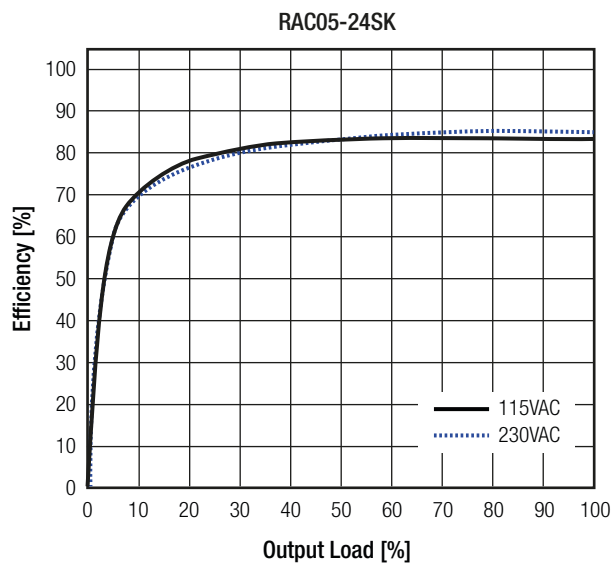
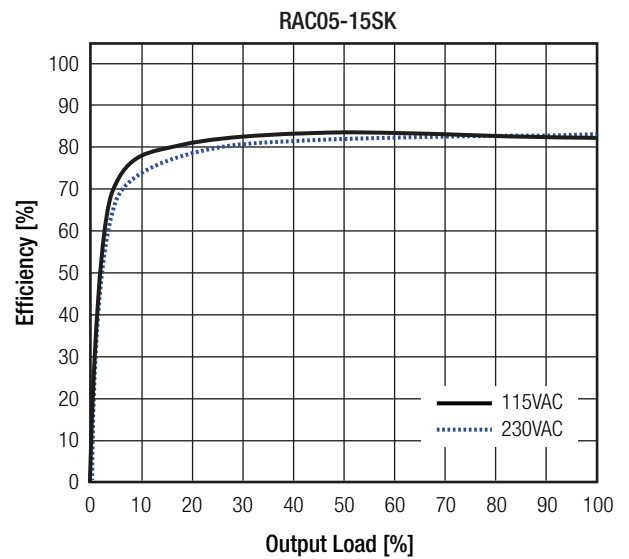
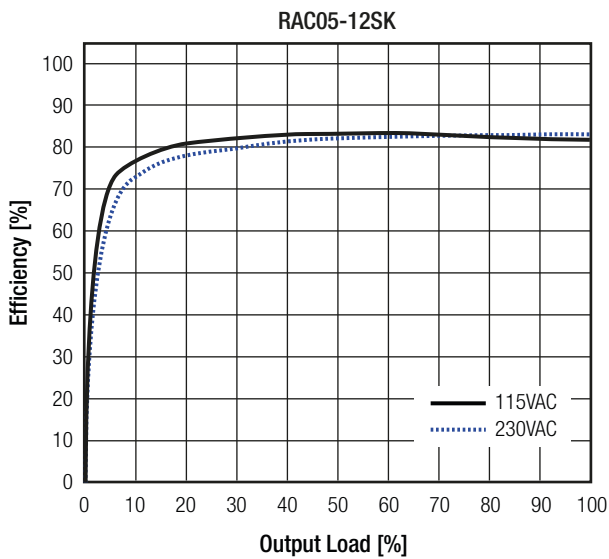
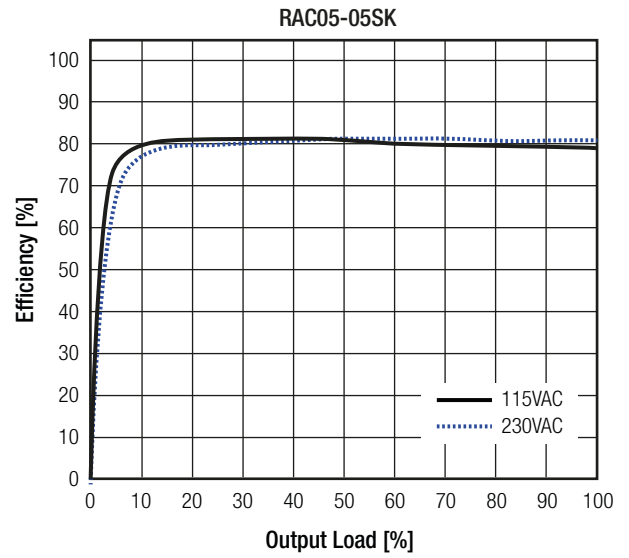
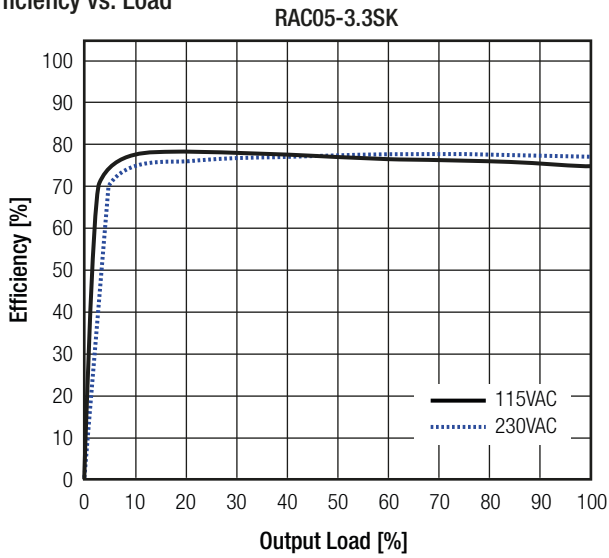
continued on next page



UL/IEC/EN62368-1 certified
IEC/EN60950-1 certified
CSA C22.2 No. 62368-1-14 certified
EN61204-3
CB Report

Specifications (measured @ Ta= 25°C, nominal input voltage (115/230VAC), full load and after warm-up)

Efficiency vs. Load



Specifications (measured @ Ta= 25°C, nominal input voltage (115/230VAC), full load and after warm-up)

REGULATIONS		
Parameter	Condition	Value
Output Accuracy		±1.0% typ.
Line Regulation		±0.5% typ.
Load Regulation		1.0% typ.
Transient Response	25% load step change recovery time	4.0% max. 500µs

PROTECTIONS		
Parameter	Type	Value
Internal Input Fuse ⁽⁴⁾		T1A, slow blow
Short Circuit Protection (SCP)		Hiccup, automatic restart
Over Voltage Protection (OVP)		125% - 195%, auto recovery
Over Current Protection (OCP)		125% - 195%, auto recovery
Over Voltage Category (OVC)		OVC II
Class of Equipment		Class II
Isolation Voltage	I/P to O/P, I/P to Case and O/P to Case	tested for 1 minute tested for 3 seconds 3kVAC 4kVAC
Isolation Resistance	I/P to O/P	Isolation Voltage 500VDC 1GΩ min.
Isolation Capacitance		100kHz/0.1V 100pF max.
Insulation Grade		reinforced
Leakage Current		0.25mA max.

Notes:

Note4: Refer to local wiring regulations if input over-current protection is also required

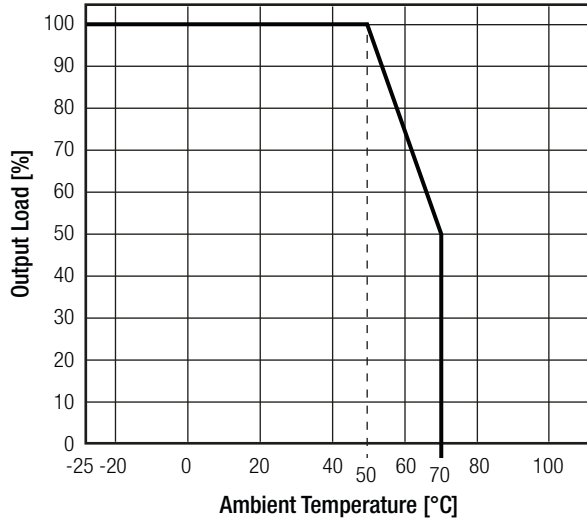
ENVIRONMENTAL		
Parameter	Condition	Value
Operating Temperature Range	@ natural convection 0.1m/s	full load -25°C to +50°C
		refer to derating graph -25°C to +70°C
Maximum Case Temperature	230VAC	+90°C
Temperature Coefficient		0.05%/K
Operating Altitude		3000m
Operating Humidity	non-condensing	20% to 90% RH
Design Lifetime	115VAC/60Hz and full load at +25°C	136 x 10 ³ hours
MTBF	according to MIL-HDBK-217F, G.B.	+25°C >450 x 10 ³ hours
		+50°C >250 x 10 ³ hours
Pollution Degree		PD2
Vibration		10-500Hz, 2G 10min./1cycle, period 60min. each along x,y,z axes

continued on next page

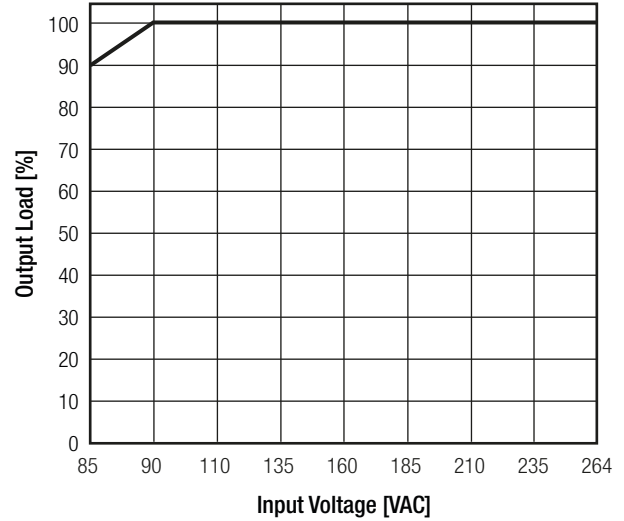
Specifications (measured @ Ta= 25°C, nominal input voltage (115/230VAC), full load and after warm-up)

Derating Graph

(@ Chamber and natural convection 0.1 m/s)



Line Derating ⁽⁵⁾



Notes:

Note5: No derating required for the specified DC-input range

SAFETY AND CERTIFICATIONS

Certificate Type (Safety)	Report / File Number	Standard
Audio/Video, information and communication technology equipment - Safety requirements	E224736	UL62368-1, 2nd Edition: 2014 CSA C22.2 Nr. 62368-1-14, 2nd Edition: 2014
Information Technology Equipment, General Requirements for Safety (CB Scheme)	E491408-A2-CB-1	IEC60950-1, 2nd Edition: + AM2, 2013 EN60950-1, 1st Edition: 2006 + AM2, 2013
Audio/Video, information and communication technology equipment - Safety requirements (CB Scheme)	OFF-4787889086-1	IEC62368-1, 2nd Edition: 2014 EN62368-1: 2014 + A11, 2017
EAC	RU-AT.03.67361	TP TC 004/020, 2011
RoHS2		RoHS 2011/65/EU + AM2015/863

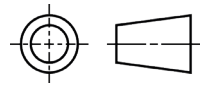
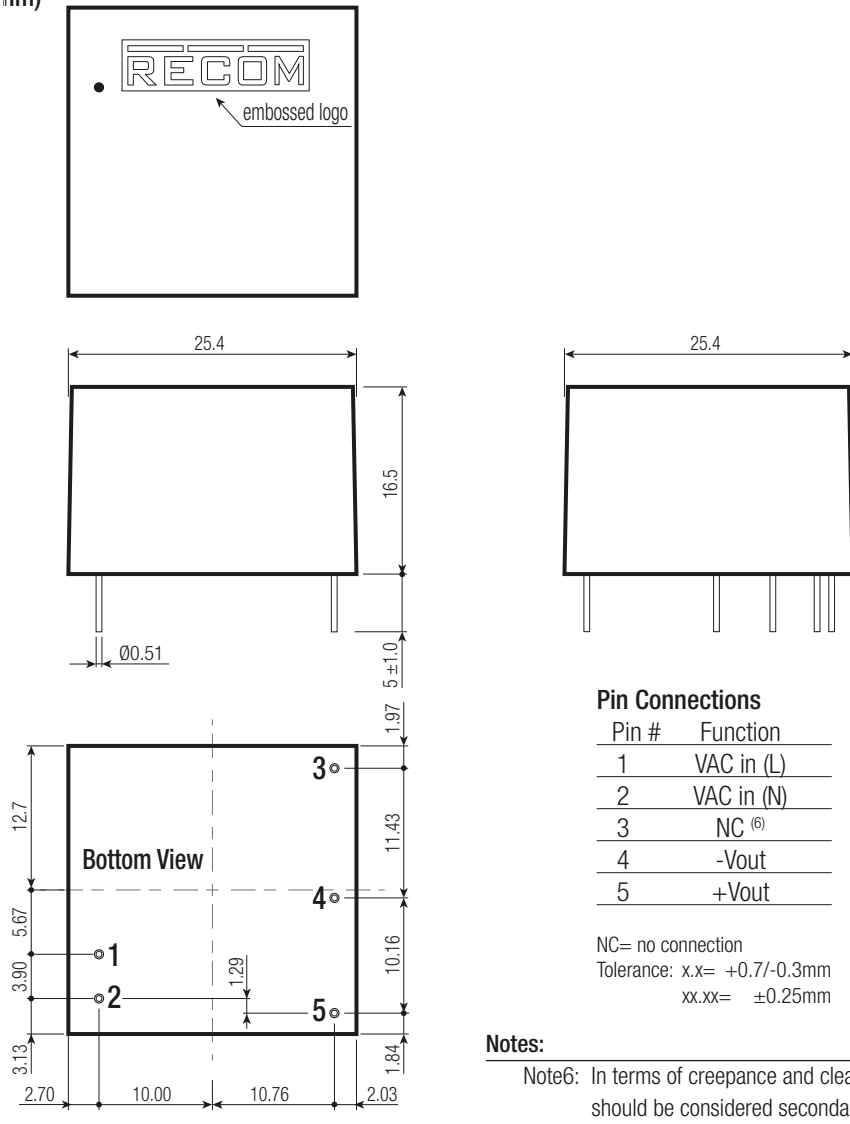
EMC Compliance	Conditions	Standard / Criterion
Low-voltage power supplies DC output - Part 3: Electromagnetic compatibility		EN61204-3: 2000, Class B
ESD Electrostatic discharge immunity test	±8kV Air; ±4kV Contact	EN61000-4-2: 2009, Criteria B
Radiated, radio-frequency, electromagnetic field immunity test	10V/m, 80MHz-1GHz 3V/m, 1.5GHz-2GHz 1V/m, 2GHz-2.7GHz	EN61000-4-3: 2006 + A2, 2010, Criteria A
Fast Transient and Burst Immunity	AC In Port: ±2kV	EN61000-4-4: 2012, Criteria B
Surge Immunity	AC In Port (L-N): ±1kV DC Output Port: ±0.5kV	EN61000-4-5: 2014, Criteria B
Immunity to conducted disturbances, induced by radio-frequency fields	AC and DC Power Port: 10V	EN61000-4-6: 2014, Criteria A
Power Magnetic Field Immunity	50Hz, 1A/m	EN61000-4-8: 2010, Criteria A
Voltage Dips and Interruptions	Voltages Dips: >95% Voltage Dips: 30% Interruptions: >95%	EN61000-4-11: 2004, Criteria B EN61000-4-11: 2004, Criteria C EN61000-4-11: 2004, Criteria C
Voltage Fluctuations and Flicker in Public Low-Voltage Systems ≤16A per phase		EN61000-3-3: 2013

Specifications (measured @ Ta= 25°C, nominal input voltage (115/230VAC), full load and after warm-up)

DIMENSION and PHYSICAL CHARACTERISTICS

Parameter	Type	Value
Material	case	black plastic (UL94-V0)
	potting	silicone (UL94-V0)
	PCB	FR4 (UL94-V0)
	baseplate	plastic (UL94-V0)
Dimension (LxWxH)		25.4 x 25.4 x 16.5mm
Weight		20g typ.

Dimension Drawing (mm)



Pin Connections

Pin #	Function
1	VAC in (L)
2	VAC in (N)
3	NC ⁽⁶⁾
4	-Vout
5	+Vout

NC= no connection
Tolerance: x.x= +0.7/-0.3mm
xx.xx= ±0.25mm

Notes:

Note6: In terms of creepance and clearance unconnected pin #3 should be considered secondary side

PACKAGING INFORMATION

Parameter	Type	Value
Packaging Dimension (LxWxH)	tube	530.0 x 27.5 x 25.6mm
Packaging Quantity		18pcs
Storage Temperature Range	non-condensing	-40°C to +85°C
Storage Humidity		20% to 90% RH

The product information and specifications may be subject to changes even without prior written notice. The product has been designed for various applications; its suitability lies in the responsibility of each customer. The products are not authorized for use in safety-critical applications without RECOM's explicit written consent. A safety-critical application is an application where a failure may reasonably be expected to endanger or cause loss of life, inflict bodily harm or damage property. The applicant shall indemnify and hold harmless RECOM, its affiliated companies and its representatives against any damage claims in connection with the unauthorized use of RECOM products in such safety-critical applications.