



Chipsmall Limited consists of a professional team with an average of over 10 year of expertise in the distribution of electronic components. Based in Hongkong, we have already established firm and mutual-benefit business relationships with customers from,Europe,America and south Asia,supplying obsolete and hard-to-find components to meet their specific needs.

With the principle of "Quality Parts,Customers Priority,Honest Operation,and Considerate Service",our business mainly focus on the distribution of electronic components. Line cards we deal with include Microchip,ALPS,ROHM,Xilinx,Pulse,ON,Everlight and Freescale. Main products comprise IC,Modules,Potentiometer,IC Socket,Relay,Connector.Our parts cover such applications as commercial,industrial, and automotives areas.

We are looking forward to setting up business relationship with you and hope to provide you with the best service and solution. Let us make a better world for our industry!



Contact us

Tel: +86-755-8981 8866 Fax: +86-755-8427 6832

Email & Skype: info@chipsmall.com Web: www.chipsmall.com

Address: A1208, Overseas Decoration Building, #122 Zhenhua RD., Futian, Shenzhen, China



Features

LED DRIVER

- Universal AC Input
- Constant Voltage / Constant Current Operation
- Active Power Factor Correction
- IP67 Design for Indoor and Outdoor Use
- Cooling by Free Air Convection
- PSE Certified for Japan market

Description

The RACD100-PSE LED driver series offers 100W of power with a universal input voltage range of 90-130VAC and constant current output up to 8.3A at a voltage of approximately 12V. The series features a unique dual mode operation for either constant current or constant voltage making it suitable for driving LEDs directly or via local constant-current DC/DC modules directly on the light engine board. The RACD100-PSE series are fully sealed IP67 LED drivers and therefore ideally suited for indoor and outdoor applications including road, street and walkway lighting, high-bay, LED signage, and outdoor area lighting for car parks, public buildings, and tunnels. The LED drivers are PSE certified and come with a 5 year warranty.

Selection Guide

Part Number	CV Mode		CC Mode		Efficiency (115VAC) (%)
	Constant Voltage (V)	Current Range (A)	DC Voltage Range (V)	Constant Current (A)	
RACD100-12-PSE	12	0-8.3	9-12	8.3	87
RACD100-24-PSE	24	0-4.2	14-24	4.2	87
RACD100-36-PSE	36	0-2.8	26-36	2.8	89
RACD100-48-PSE	48	0-2.1	34-48	2.1	88

Specifications

Input Voltage Range	90-130 VAC or 127-184VDC	
Input Frequency Range	47-63Hz.	
Power Factor	Full Load, 115VAC	>0.98
THD	Full Load, 115VAC	8% max.
AC Current	115VAC	1.4A max.
Input/Output Isolation	3.75kVAC / 1minute	
Input/Case Isolation	1.8kVAC / 1minute	
Output/Case Isolation	0.5kVAC / 1minute	
Leakage Current	<0.75mA	
Voltage Tolerance	-1% to 5%	
Start-up Time	Full Load, 115VAC	1.5s
Ripple & Noise (at 20MHz bandwidth)	150mVp-p max.	
Over Current Protection	95%-105% rated current	Auto-Recovery
Short Circuit Protection	Hiccup Mode	
Over Voltage Protection	12V	15V typ.
Latch Mode	24V	31V typ.
(Power off to recover)	36V	45V typ.
	48V	58V typ.
Over Temperature Protection	Tcase 95°C ±10°C	
Operating Temperature Range	without derating	-20°C to +50°C (see graph)
(free air convection, according to PSE)	Case Temperature	75°C max.
Operation Humidity	20%-90% RH Non-Condensing	
Storage Temperature	-40°C to +80°C	
Storage Humidity	10%-90% RH	
Vibration	10-500Hz, 2G, 60 Min. along X, Y and Z	
IP Rating	IP67	
EMC Standards (designed to meet)	EMC Compatibility	EN55015
		FCC, Part 15
	Harmonic Current	EN61000-3-2 Class C (≥75% load)
		EN61000-3-3
	EMC Immunity	EN61000-4-2, 3, 4, 5, 6, 11

continued on next Page

LIGHTLINE
AC/DC-Converter
with 5 year Warranty

RECOM

100 Watt
Single
Output



RACD100-PSE

Note:

All LED Drivers may not be used without a load. They must be switched on the primary side only. Noncompliance may damage the LED or reduce its lifetime.

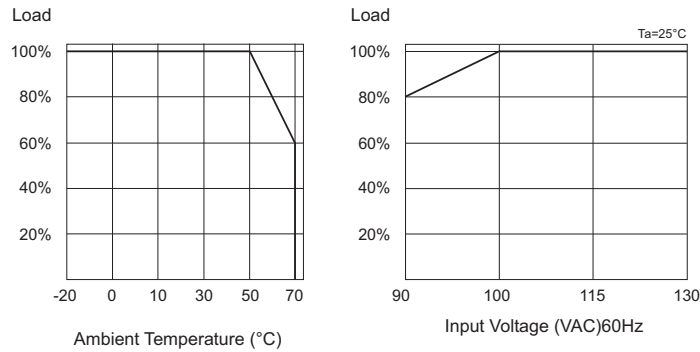
Refer to Application Notes

Specifications

PSE Certification	J61347-1(H20), J61347-2-13(H21), J55015(H20)
Dimension	222*68*39mm
Weight	1020g
MTBF	using MIL-HDBK-217F (25°C) 250 x 10 ³ hours
Design Lifetime	70 x 10 ³ hours

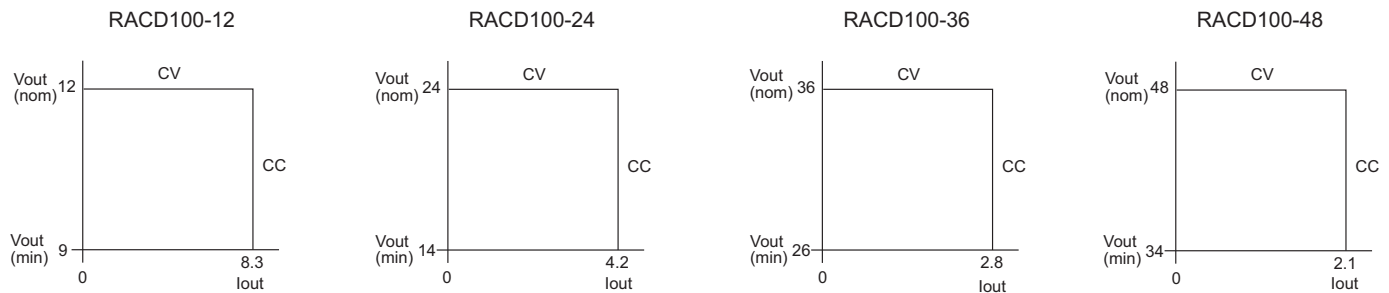
The use of a circuit breaker with C-characteristic is recommended.

Derating Curves



Typical Characteristics

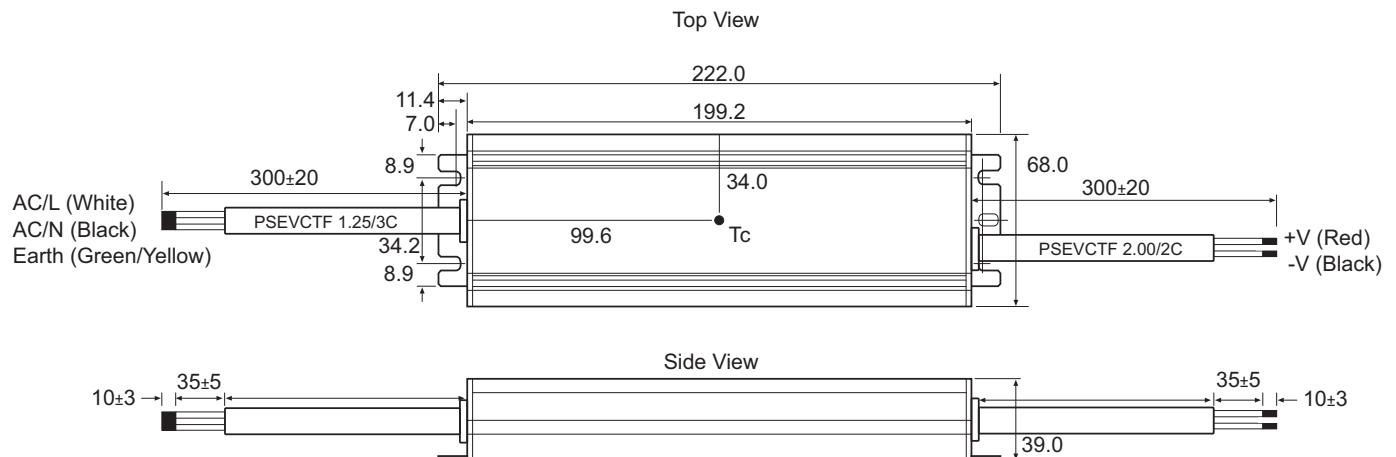
Constant Voltage / Constant Current Curve



Maximum Number of LED drivers per circuit breakers

Condition	Circuit Breaker	Circuit Breaker Current			
		10A	16A	20A	25A
115VAC, 10hm 90° phase angle	Typ	7	12	14	18
	C	7	12	14	18

Package Style and Pinning



The product information and specifications are subject to change without prior notice. RECOM products are not authorized for use in safety-critical applications (such as life support) without RECOM's explicit written consent. A safety-critical application is defined as an application where a failure of a RECOM product may reasonably be expected to endanger or cause loss of life, inflict bodily harm or damage property. The buyer shall indemnify and hold harmless RECOM, its affiliated companies and its representatives against any damage claims in connection with the unauthorized use of RECOM products in such safety-critical applications.