



Chipsmall Limited consists of a professional team with an average of over 10 year of expertise in the distribution of electronic components. Based in Hongkong, we have already established firm and mutual-benefit business relationships with customers from,Europe,America and south Asia,supplying obsolete and hard-to-find components to meet their specific needs.

With the principle of “Quality Parts,Customers Priority,Honest Operation,and Considerate Service”,our business mainly focus on the distribution of electronic components. Line cards we deal with include Microchip,ALPS,ROHM,Xilinx,Pulse,ON,Everlight and Freescale. Main products comprise IC,Modules,Potentiometer,IC Socket,Relay,Connector.Our parts cover such applications as commercial,industrial, and automotives areas.

We are looking forward to setting up business relationship with you and hope to provide you with the best service and solution. Let us make a better world for our industry!



Contact us

Tel: +86-755-8981 8866 Fax: +86-755-8427 6832

Email & Skype: info@chipsmall.com Web: www.chipsmall.com

Address: A1208, Overseas Decoration Building, #122 Zhenhua RD., Futian, Shenzhen, China



Path: [Home](#) > [Rack Index](#) > Shelves (Fixed) - Panel Mount



Vented
(7" Deep - 1U Shown)



Unvented
(7" Deep - 1U Shown)



Assembly
Instructions

Panel Rail Mounted

Light Duty (Maximum 40 - 80 pound loads)

Fixed Chassis/Shelf (Vented or Unvented)

- Allows easy rack mounting of narrow equipment or items that do not have rack mounting capabilities.
- Shelves feature formed 16-gauge steel construction
- Choice of three heights - 1.75"(1U), 3.5"(2U) or 5.25"(3U) of panel space
- Front & back edge folded - acting as both stiffeners and equipment retainers..
- Weight load tested: (1U-40 pounds, 2U-65 pounds, 3U-80 pounds)
- Mounts to rack rails either as an internal shelf or external shelf/work area
- Choice of two depths - 7" or 14.5"
- Available in either vented or unvented versions
- Shelves include tie down slots on each side & four tie down holes.
- Perfect for our smaller desk top racks (ex: [RCBS](#), [RCHS](#), [RCHV](#), [RRTT](#), [1459](#) series)
- Rugged textured - black powder paint finish
- Requires mounting [hardware](#)

A few other installation ideas...




















RASU190107DBK1 front mounted on a "DNRR" series relay rack


















RASVL190314BK1 mounted in a 17" deep - "RCHS" series desktop rack cabinet



















upside down on a "DNRR" series relay rack (keyboard not included)


VENTED

| Part Number | Thumbnail Photo (Click to enlarge) | Panel Height | |  Reader File | AutoCAD .dxf File (zipped) | 3D Solid Model .stp files (zipped) | Shelf Depth | Weight Load Rating (Pounds) | Stiffener Lip(s) Folded |
|-----------------------|--|--------------|-------|---|--|--|-------------|-----------------------------|-------------------------|
| | | Inches | Units | | | | | | |
| 19" Rack Mount | | | | | | | | | |
| RASV190107UBK1 |  | 1.75" | 1U |  147K |  116K |  177K | 7" | 40 | Up (front & back) |
| RASV190107DBK1 |  | 1.75" | 1U |  143K |  103K |  156K | 7" | 40 | Down (front & back) |
| RASVL190314BK1 |  | 3.50" | 2U |  163K |  124K |  197K | 14.5" | 65 | Up (back only) |
| RASVL190514BK1 |  | 5.25" | 3U |  164K |  119K |  197K | 14.5" | 80 | Up (back only) |

UNVENTED

| Part Number | Thumbnail Photo (Click to enlarge) | Panel Height | |  Reader File | AutoCAD .dxf File (zipped) | 3D Solid Model .stp files (zipped) | Shelf Depth | Weight Load Rating (Pounds) | Stiffener Lip(s) Folded |
|-----------------------|---|--------------|-------|---|---|---|-------------|-----------------------------|-------------------------|
| | | Inches | Units | | | | | | |
| 19" Rack Mount | | | | | | | | | |
| RASU190107UBK1 |  | 1.75" | 1U |  77K |  50K |  49K | 7" | 40 | Up (front & back) |
| RASU190107DBK1 |  | 1.75" | 1U |  74K |  43K |  38K | 7" | 40 | Down (front & back) |
| RASUL190314BK1 |  | 3.50" | 2U |  80K |  46K |  42K | 14.5" | 65 | Up (back only) |
| RASUL190514BK1 |  | 5.25" | 3U |  84K |  46K |  42K | 14.5" | 80 | Up (back only) |

| | | | | | | | | | |
|-----------------------|-------|-------|----|---|---|--|------------|-----|-----|
| RASU190715BK1 | Black | 7.00" | 4U |  81K |  45K |  35K | 19" | 15" | 200 |
| RASU190720BK1 | Black | 7.00" | 4U |  73K |  45K |  35K | 19" | 20" | 200 |
| 23" Rack Mount | | | | | | | | | |
| RASU230515BK1 | Black | 5.25" | 3U |  71K |  45K |  35K | 23" | 15" | 200 |
| RASU230520BK1 | Black | 5.25" | 3U |  72K |  46K |  35K | 23" | 20" | 200 |
| 24" Rack Mount | | | | | | | | | |
| RASU240515BK1 | Black | 5.25" | 3U |  70K |  45K |  35K | 24" | 15" | 200 |
| RASU240520BK1 | Black | 5.25" | 3U |  72K |  45K |  35K | 24" | 20" | 200 |




Vented



Unvented





Panel Rail Mounted Dual Modem Shelves (Vented or Unvented)

- Dual modem shelf permits front and rear access to modems on open relay racks
- Unvented version available in either 19" or 23" rack panel width
- Uses 3.5" (2U) of vertical panel space
- Overall 19.5" deep
- The vented version provides a sturdy shelf without obstructing upward heat movement
- 16-gauge steel construction
- Front & rear lip folded for extra strength & become equipment retainers
- Weight load tested (DNDMS23BK1) to 200 pounds
- Rugged textured - black powder paint finish
- Requires mounting [hardware](#)










Assembly
Instructions

VENTED

| Part Number |  Reader File | AutoCAD .dxf File (zipped) | 3D Solid Model .stp files (zipped) | Panel Width |
|-----------------------|--|---|---|-------------|
| 19" Rack Mount | | | | |
| DNDMV19BK1 |  164K |  153K |  277K | 19" |

UNVENTED

| Part Number |  Reader File | AutoCAD .dxf File (zipped) | 3D Solid Model .stp files (zipped) | Panel Width |
|-----------------------|--|---|---|-------------|
| 19" Rack Mount | | | | |
| DNDMS19BK1 |  97K |  51K |  43K | 19" |
| 23" Rack Mount | | | | |
| DNDMS23BK1 |  97K |  51K |  43K | 23" |

Note: Weight load tested (DNDMS23BK1) to 200 pounds.

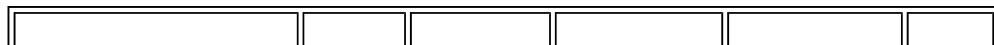















Adjustable Shelf

- Mounts to panel rails using 5.25" (3U) of vertical panel space
- Movable side brackets allow mounting inside or outside rack at 4 different depths
- Designed mainly for open relay racks - works panel mounted on any rack
- Choice of 16" or 20" deep
- Available in either 19" or 23" rack panel width
- 14 Ga. steel construction
- Weight load tested (DNRMA2320BK1) to 275 pounds
- Finished in rugged textured - black powder paint
- Requires mounting [hardware](#)



Assembly
Instructions



| Part Number |  PDF Reader File | AutoCAD .dxf File (zipped) | 3D Solid Model .stp files (zipped) | Panel Width | Shelf Depth |
|-----------------------|--|---|---|-------------|-------------|
| 19" Rack Mount | | | | | |
| DNRMA1916BK1 |  186K |  57K |  41K | 19" | 16" |
| DNRMA1920BK1 |  192K |  58K |  42K | 19" | 20" |
| 23" Rack Mount | | | | | |
| DNRMA2316BK1 |  182K |  58K |  41K | 23" | 16" |
| DNRMA2320BK1 |  185K |  59K |  42K | 23" | 20" |

Note: Weight load tested (DNRMA2320BK1) to 275 pounds.



Panel Rail Mounted Clamping Shelves (Vented)













Example of clamped equipment (in this case 10.5" wide)


- Allows easy rack mounting of narrow equipment or items that do not have rack mounting capabilities
- Includes two adjustable - gasketed (to protect from scratching the clamped equipment) horizontal clamps.
- Designed for equipment requiring front adjustment without sliding around the shelf (ie...pushbuttons, jacks, plugs, dials etc.)
- Choice of four clamp locations depending on depth of equipment
- Choice of three shelf heights (see table below)
- Mounted equipment height should be at least 1/2" shorter than shelf "panel height" to allow clearance for the gasketed clamps (see table below).
- Provides a sturdy shelf without obstructing upward heat movement
- Rear lip folded up for extra strength & doubles as an equipment retainer
- 14-gauge steel construction
- Rugged textured - black powder paint finish
- Requires mounting [hardware](#)



Assembly
Instructions


VENTED

| Part Number | Shelf Panel Height | | Maximum Equipment Height (Inches) |  Reader File | AutoCAD .dxf File (zipped) | 3D Solid Model .stp files (zipped) | Shelf Depth |
|-----------------------|--------------------|-----------|--|---|--|--|----------------|
| | Inches | Units | | | | | |
| 19" Rack Mount | | | | | | | |
| RACSV190315BK1 | 3.50" | 2U | 3" |  274K |  119K |  257K | 15" |
| RACSV190515BK1 | 5.25" | 3U | 4.75" |  290K |  124K |  293K | 15" |
| RACSV190715BK1 | 7.00" | 4U | 6.5" |  300K |  131K |  319K | 15" |










Panel Rail Mounted Keyboard/Monitor Shelf

- Mounts to panel rails using 5.25" (3U) of vertical panel space
- Extends 15" back from front panel
- Slanted keyboard section is 8.5"
- Rear lip to reduce chance of monitor being pushed off rear of shelf
- Available in either 19" or 23" rack panel width
- 14 Ga. steel construction
- Weight load tested (RKBM23BK1) to 160 pounds
- Finished in rugged textured - black powder paint
- Requires mounting [hardware](#)



Assembly
Instructions

| Part Number |  Reader File | AutoCAD .dxf File (zipped) | 3D Solid Model .stp files (zipped) | Panel Width |
|-----------------------|--|----------------------------------|---|-------------|
| 19" Rack Mount | | | | |

| | | | | |
|-----------------------|---|--|---|------------|
| RKBM19BK1 |  155K |  50K |  40K | 19" |
| 23" Rack Mount | | | | |
| RKBM23BK1 |  121K |  50K |  40K | 23" |

Note: Weight load tested (RKBM23BK1) to 160 pounds.

Shelf mounted to open aluminum Relay Rack



(keyboard not included)












Panel Rail Mounted Equipment Shelf

- Standard 19" rack mount
- A closed shelf with 1.5" dia. holes in each bottom corner for cord access
- Fabricated from 18 gauge steel
- Inside dimensions 17.2" wide x 15" deep
- Opening height is only 1" less than panel height
- Finished in smooth white (to aid visibility), powder paint
- Requires mounting [hardware](#)



Assembly Instructions

| | | | | |
|--------------------|---|-----------------------------|--|---------------------|
| Part Number |  Reader | AutoCAD .dxf File | 3D Solid Model .stp files | Panel Height |
|--------------------|---|-----------------------------|--|---------------------|

| | File | (zipped) | (zipped) | Inches | Units |
|-----------------------|--|--|---|--------|-------|
| 19" Rack Mount | | | | | |
| RASE1900815WH2 |  88K |  40K |  31K | 8.75" | 5U |
| RASE1901015WH2 |  81K |  40K |  31K | 10.50" | 6U |
| RASE1901215WH2 |  80K |  40K |  31K | 12.25" | 7U |

Note: Weight load tested (RASE191215WH2) to 75 pounds.

DOWNLOAD



[Panel Mount Shelves - catalog pages \(2\)](#) - Adobe Reader .pdf format (111K)

DOWNLOAD



[all accessories - catalog pages \(44\)](#) - Adobe Reader .pdf format (1,495K)

Exactly what you are looking for???

Link to our stocking distributors - most have "on-line" pricing, stock check and ordering!!!

[Our Distributors](#)

[Order from your favorite distributor](#)

[Home](#) | [Products](#) | [Distributors](#) | [Technical](#) | [Contact Us](#) | [Other Options](#)

Copyright; © 1998-2011 Hammond Mfg Co Inc

URL: <http://www.hammondmfg.com>