



Chipsmall Limited consists of a professional team with an average of over 10 year of expertise in the distribution of electronic components. Based in Hongkong, we have already established firm and mutual-benefit business relationships with customers from,Europe,America and south Asia,supplying obsolete and hard-to-find components to meet their specific needs.

With the principle of “Quality Parts,Customers Priority,Honest Operation,and Considerate Service”,our business mainly focus on the distribution of electronic components. Line cards we deal with include Microchip,ALPS,ROHM,Xilinx,Pulse,ON,Everlight and Freescale. Main products comprise IC,Modules,Potentiometer,IC Socket,Relay,Connector.Our parts cover such applications as commercial,industrial, and automotives areas.

We are looking forward to setting up business relationship with you and hope to provide you with the best service and solution. Let us make a better world for our industry!



## Contact us

Tel: +86-755-8981 8866 Fax: +86-755-8427 6832

Email & Skype: info@chipsmall.com Web: www.chipsmall.com


Address: A1208, Overseas Decoration Building, #122 Zhenhua RD., Futian, Shenzhen, China





# Technical Data Sheet for RC6-8

## Single-Stage Thermoelectric Module



### NOMINAL PERFORMANCE IN NITROGEN

Hot Side Temperature (°C)	27	50
$\Delta T_{max}$ (°C):	65	73
Qmax (watts):	39	43
I <sub>max</sub> (amps):	7.4	7.4
V <sub>max</sub> (vdc):	8.2	9.2
AC Resistance (ohms):	0.9	---

### PRODUCT FEATURES

- RoHS EU Compliant
- Rated operating temperature of 130°C.
- Ceramic Material: Aluminum Oxide.
- Superior nickel diffusion barriers on elements.
- High strength for rugged environment.
- Porch configuration for high strength leadwires connection.
- RTV sealing option available.
- Lapped option available for multiple module applications.

### ORDERING OPTIONS

Model Number	Description
RC6-8-01	Leadwires
RC6-8-01L	Leadwires, Lapped
RC6-8-01S	Leadwires, Sealed
RC6-8-01LS	Leadwires, Lapped, Sealed
RC6-8-04	Leadwires, Buss Wire

### OPERATION CAUTIONS

For maximum reliability, storage and operation below 130°C in a non-condensing environment is recommended. To minimize thermal stress, use linear/proportional temperature control or a similar method rather than an ON/OFF method.

### INSTALLATION

Recommended mounting method: Clamp with uniform pressure to a flat surface with thermal interface material. For additional information, please refer to our TEM Installation Guide.

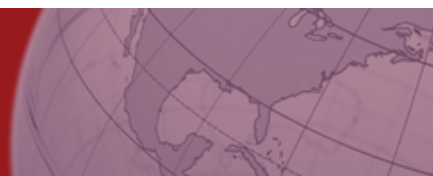
II-VI Marlow – Dallas, TX USA  
214-340-4900  
877-627-5691  
marlow.sales@ii-vi.com

Marlow Industries Europe  
GmbH - Germany  
+49 (0) 6150 5439 - 403  
info@marlow-europe.eu

II-VI Japan Inc.  
81 43 297 2693 (tel)  
center@ii-vi.co.jp  
www.ii-vi.co.jp

II-VI Singapore Pte., Ltd.  
(65) 6481 8215 (tel)  
info@ii-vi.com.sg

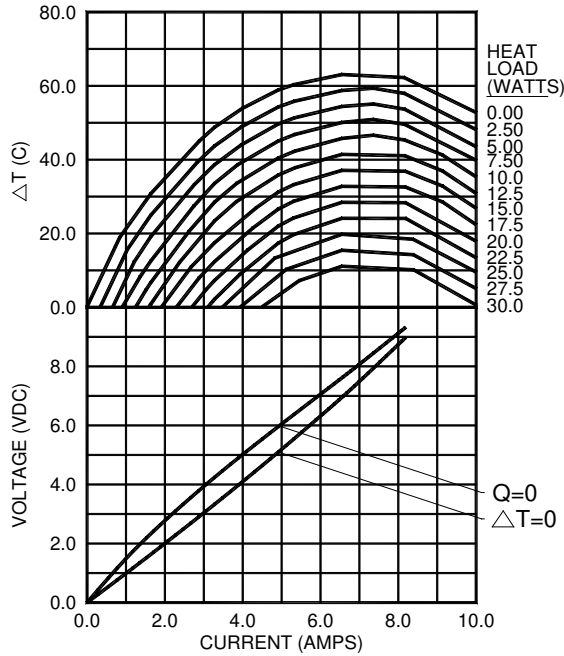
Marlow Industries China, II-VI  
Technologies Beijing  
86-10-643 98226  
info@iivibj.com



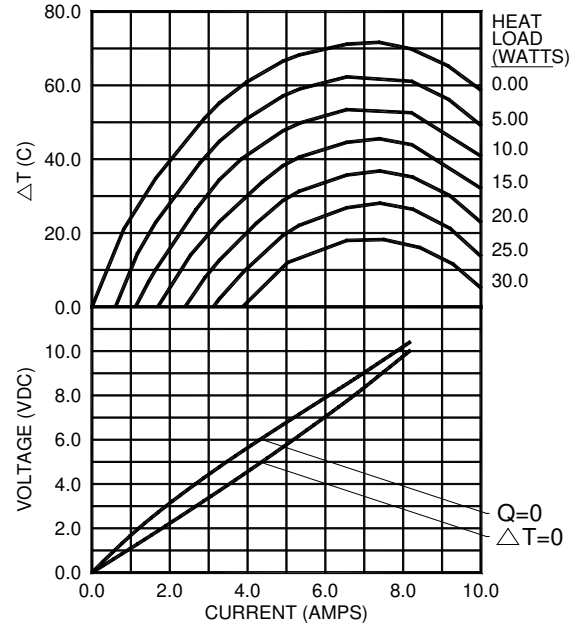
TYPICAL PERFORMANCE CURVES

ENVIRONMENT: ONE ATMOSPHERE DRY NITROGEN

Hot Side Temperature 27°C

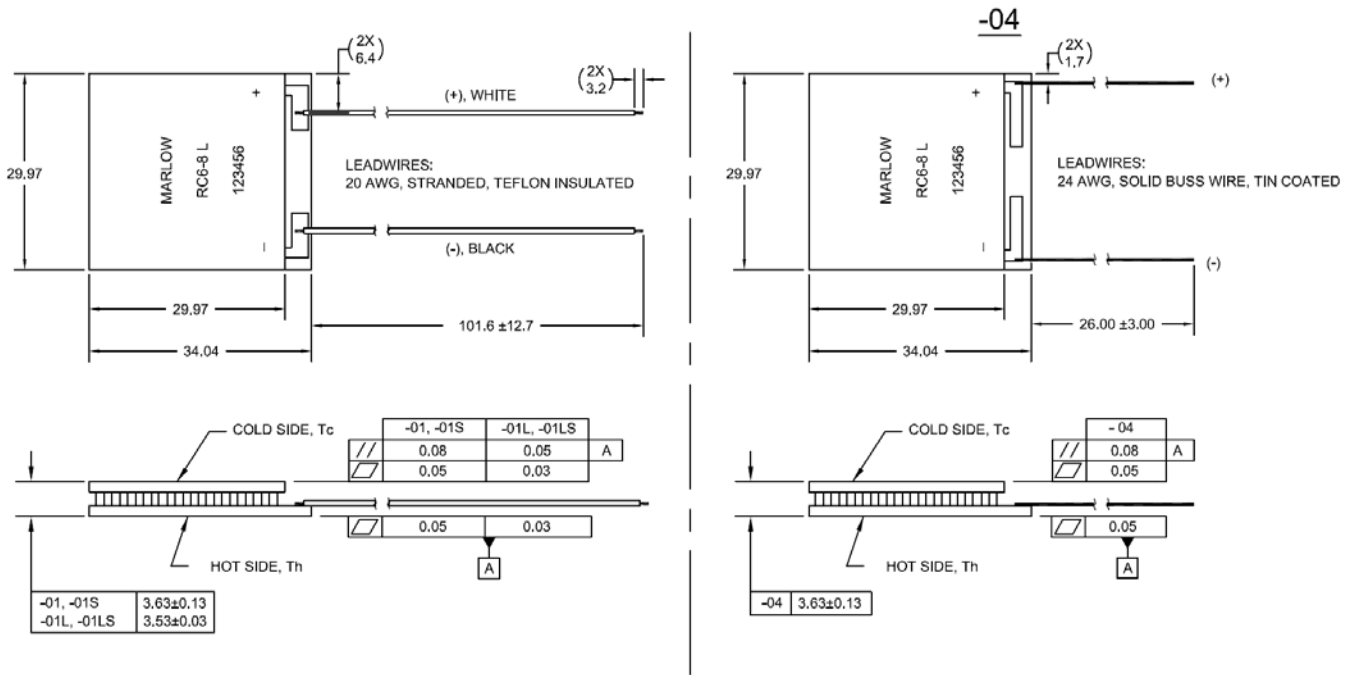


Hot Side Temperature 50°C



For performance information in a vacuum or with hot side temperatures other than 27°C or 50°C, contact one of our Applications Engineers at 877-627-5691.

MECHANICAL CHARACTERISTICS



All units are in millimeters unless otherwise stated.

For customer support or general questions please contact a local office or visit our website at [www.marlow.com](http://www.marlow.com).  
Marlow reserves the right to make product changes without notice.