



Chipsmall Limited consists of a professional team with an average of over 10 year of expertise in the distribution of electronic components. Based in Hongkong, we have already established firm and mutual-benefit business relationships with customers from,Europe,America and south Asia,supplying obsolete and hard-to-find components to meet their specific needs.

With the principle of "Quality Parts,Customers Priority,Honest Operation,and Considerate Service",our business mainly focus on the distribution of electronic components. Line cards we deal with include Microchip,ALPS,ROHM,Xilinx,Pulse,ON,Everlight and Freescale. Main products comprise IC,Modules,Potentiometer,IC Socket,Relay,Connector.Our parts cover such applications as commercial,industrial, and automotives areas.

We are looking forward to setting up business relationship with you and hope to provide you with the best service and solution. Let us make a better world for our industry!



Contact us

Tel: +86-755-8981 8866 Fax: +86-755-8427 6832

Email & Skype: info@chipsmall.com Web: www.chipsmall.com

Address: A1208, Overseas Decoration Building, #122 Zhenhua RD., Futian, Shenzhen, China



PROTECTION PRODUCTS - TransClamp®

Description

The TClamp®1272S provides dedicated line driver side surge and ESD protection for ADSL and VDSL applications. It is designed to replace multiple discrete components in portable applications. They feature high surge current capability of 20A (tp=8/20us) and low clamping voltage making them ideal for use on the IC side of a coupling transformer.

The TClamp1272S integrates low capacitance, surge-rated compensation diodes with high power transient voltage suppressors (TVS). The capacitance is limited to 5pF maximum to ensure correct signal transmission on high-speed lines. Two internal bias diodes are provided for the TVS diode.

The TClamp1272S is in a 6-pin, RoHS/WEEE compliant, SOT-23 package. The leads are finished with lead-free matte tin. The flow-through package design simplifies PCB layout.

Features

- ◆ Transient protection for high-speed data lines to **IEC 61000-4-2 (ESD) 30kV (air), 30kV (contact)**
IEC 61000-4-4 (EFT) 40A (5/50ns)
IEC 61000-4-5 (Lightning) 25A (8/20µs)
- ◆ Array of surge rated diodes with internal TVS Diode
- ◆ Bias diodes prevent charging and discharging of TVS capacitance
- ◆ Low capacitance: (<5pF)
- ◆ Operating voltage: 12V
- ◆ Low leakage current
- ◆ Solid-state silicon-avalanche technology

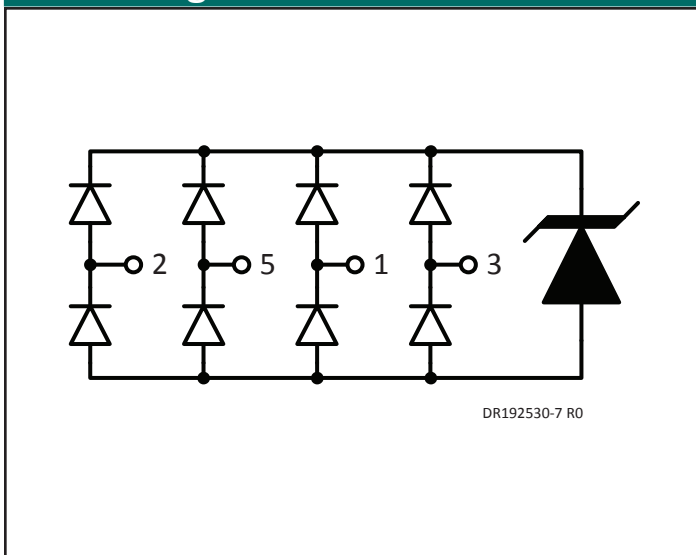
Mechanical Characteristics

- ◆ JEDEC SOT-23 6L package
- ◆ Pb-Free, Halogen Free, RoHS/WEEE Compliant
- ◆ Molding compound flammability rating: UL 94V-0
- ◆ Marking : Marking code + date code
- ◆ Packaging : Tape and Reel

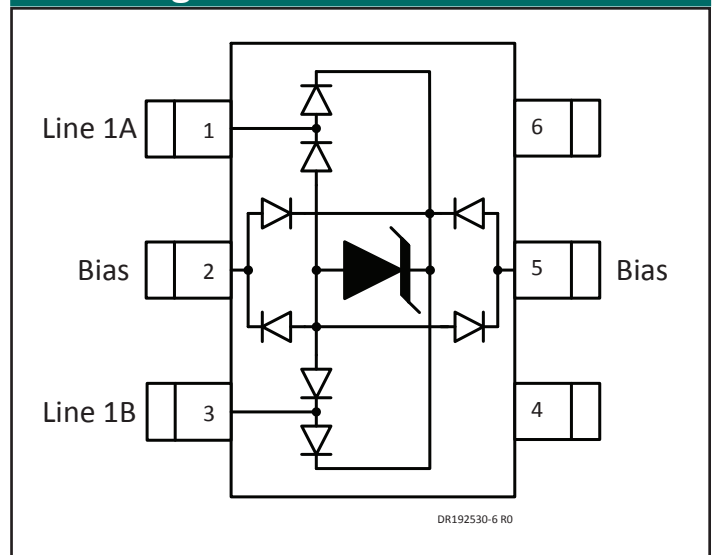
Applications

- ◆ Line Driver Side protection of ADSL and VDSL interfaces
- ◆ Modems and Gateways
- ◆ Access Equipment
- ◆ Central Office Equipment
- ◆ Customer Premise Equipment

Circuit Diagram



Pin Configuration



PROTECTION PRODUCTS
Absolute Maximum Ratings

Rating	Symbol	Value	Units
Peak Pulse Power ($t_p = 8/20\mu s$)	P_{pk}	600	Watts
Peak Pulse Current ($t_p = 8/20\mu s$)	I_{PP}	20	A
ESD per IEC 61000-4-2 (Air)	V_{ESD}	30	kV
ESD per IEC 61000-4-2 (Contact)		30	
Operating Temperature	T_J	-40 to +85	°C
Storage Temperature	T_{STG}	-55 to +150	°C

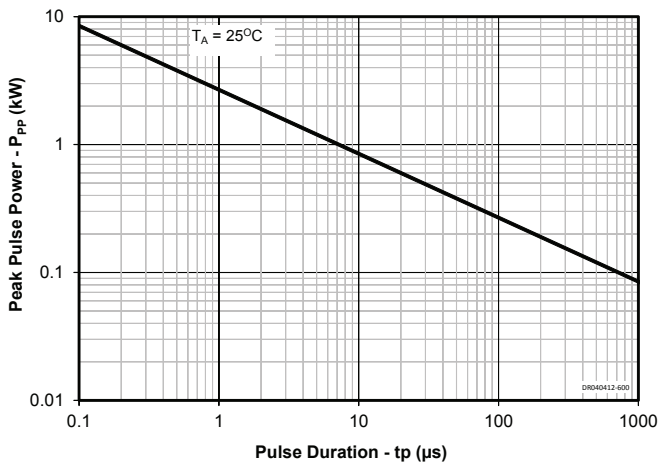
Electrical Characteristics (T=25°C unless otherwise specified)

Parameter	Symbol	Conditions	Min.	Typ.	Max.	Units
Reverse Stand-Off Voltage	V_{RWM}	$T = -40$ to $+85^\circ C$			12	V
Reverse Breakdown Voltage	V_{BR}	$I_{BR} = 1mA$	13.5	15	17	V
Reverse Leakage Current	I_R	$V_{RWM} = 12V, T = 25^\circ C$			0.10	μA
		$V_{RWM} = 12V, T = 85^\circ C$			0.30	
Clamping Voltage	V_C	$I_{PP} = 5A, t_p = 8/20\mu s$			20	V
		$I_{PP} = 20A, t_p = 8/20\mu s$			30	V
Peak Pulse Current	I_{PP}	$t_p = 8/20\mu s$			20	A
Junction Capacitance	C_J	Between any I/O pin and Ground; $T = -40$ to $+85^\circ C$ Bias+ to GND = 6V; Bias- to GND = -6V; VR = 0V; f = 1MHz			5	pF

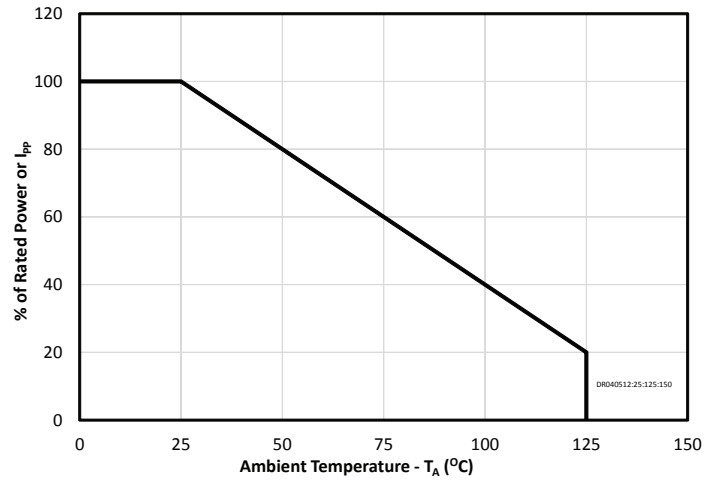
PROTECTION PRODUCTS

Typical Characteristics

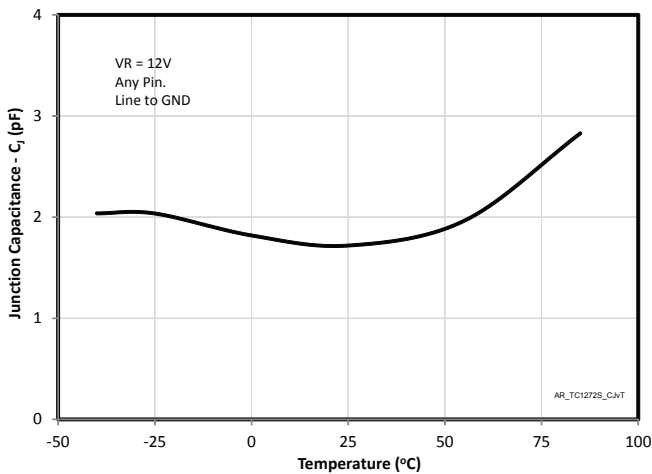
Non-Repetitive Peak Pulse Power vs. Pulse Time



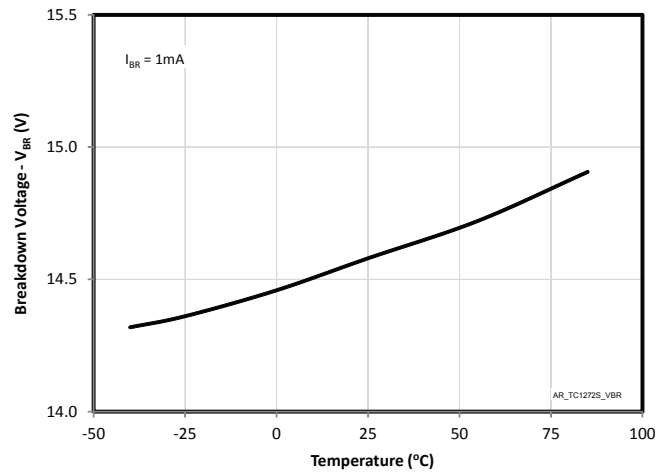
Power Derating Curve



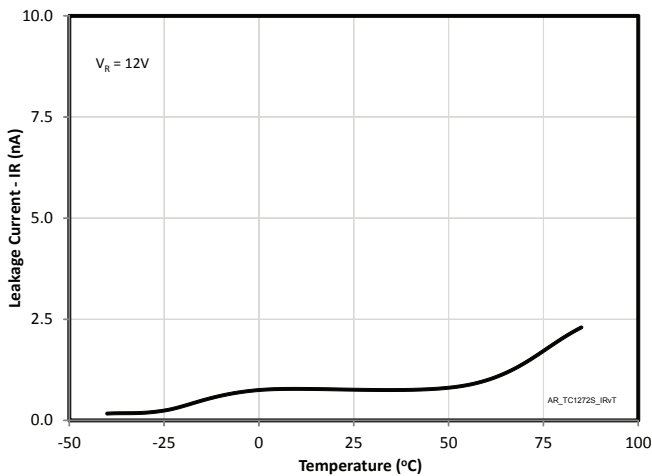
Capacitance vs. Temperature



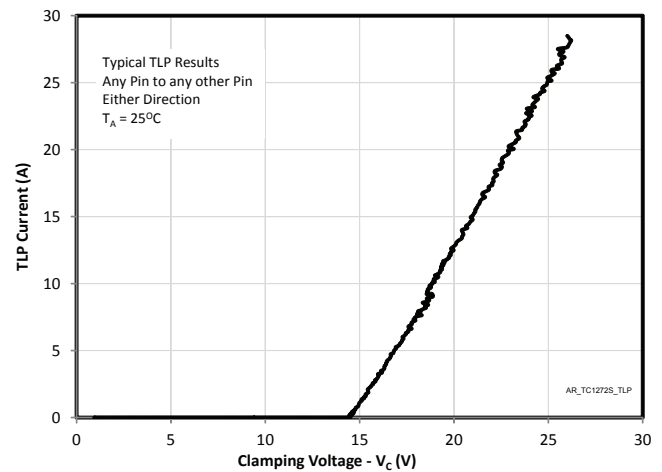
Breakdown Voltage vs Temperature



Leakage Current vs Temperature



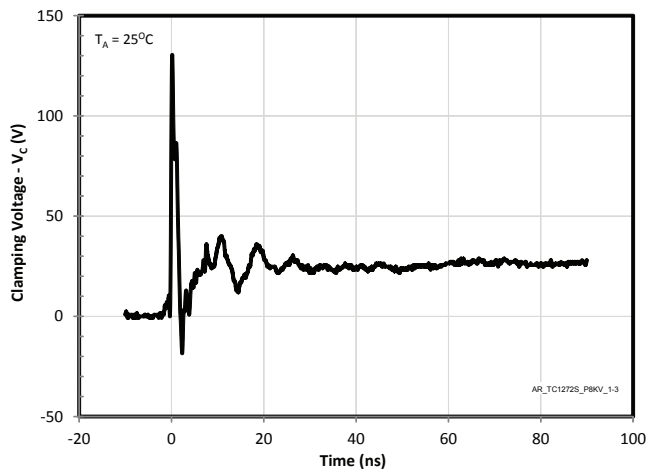
TLP Characteristic



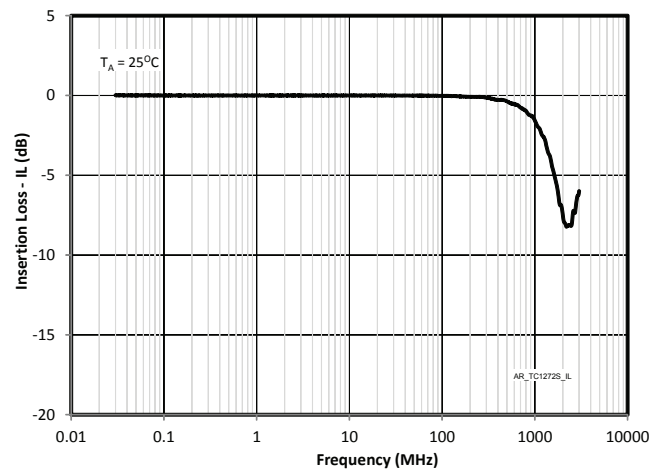
PROTECTION PRODUCTS

Typical Characteristics (Continued)

ESD Clamping (+8kV Contact per IEC 61000-4-2)



Typical Insertion Loss S21



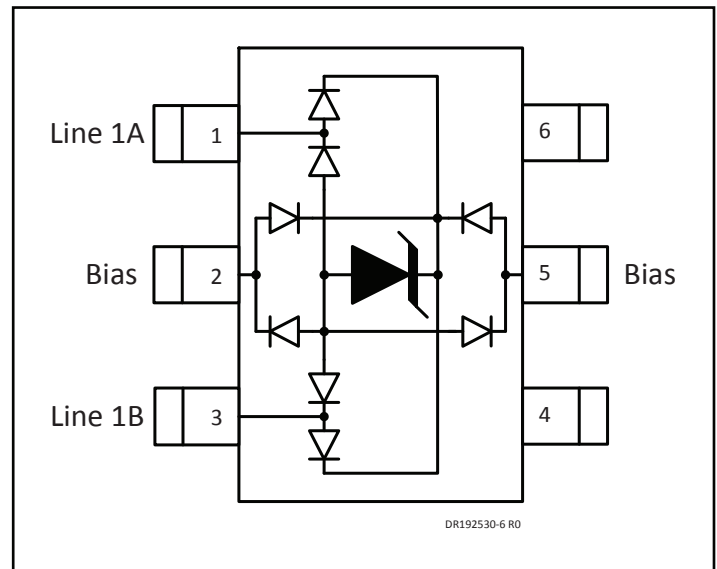
PROTECTION PRODUCTS

Applications Information

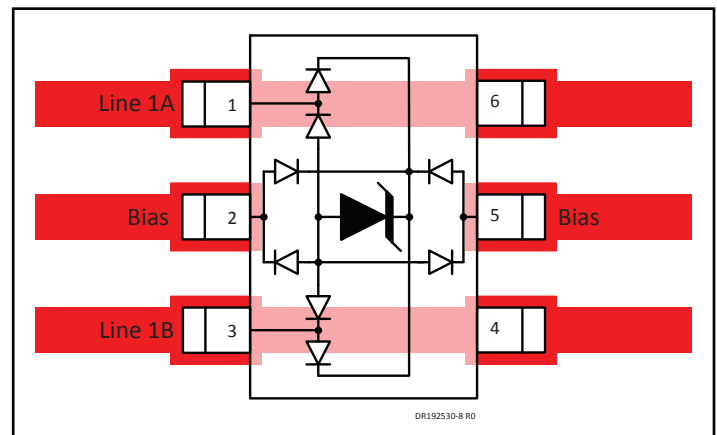
Device Connection for Metallic Protection of High-Speed Data Lines

The TClamp1272S is designed to protect high-speed data lines from transient over-voltages which result from lightning and ESD. The device is designed to protect one line in common mode (Line-to-Ground) or one line pair in metallic (Line-to-Line) mode. The part is designed to allow straight-through connection, see the Wiring Diagram opposite. Line 1A is connected at pin1 and its trace can continue under the part and connect to pin6, which is not connected internally to the part. A similar connection can be made for Line 1B. For metallic mode protection, the two lines are connected to pin1 and pin3. For common mode protection, connect the line to pin1 and ground pin3 (or vice-versa). The ground connection should be made directly to the ground plane for best results. Bias voltage may be applied at pins 2 and 5 with either polarity.

Pin Configuration (Top Side View)

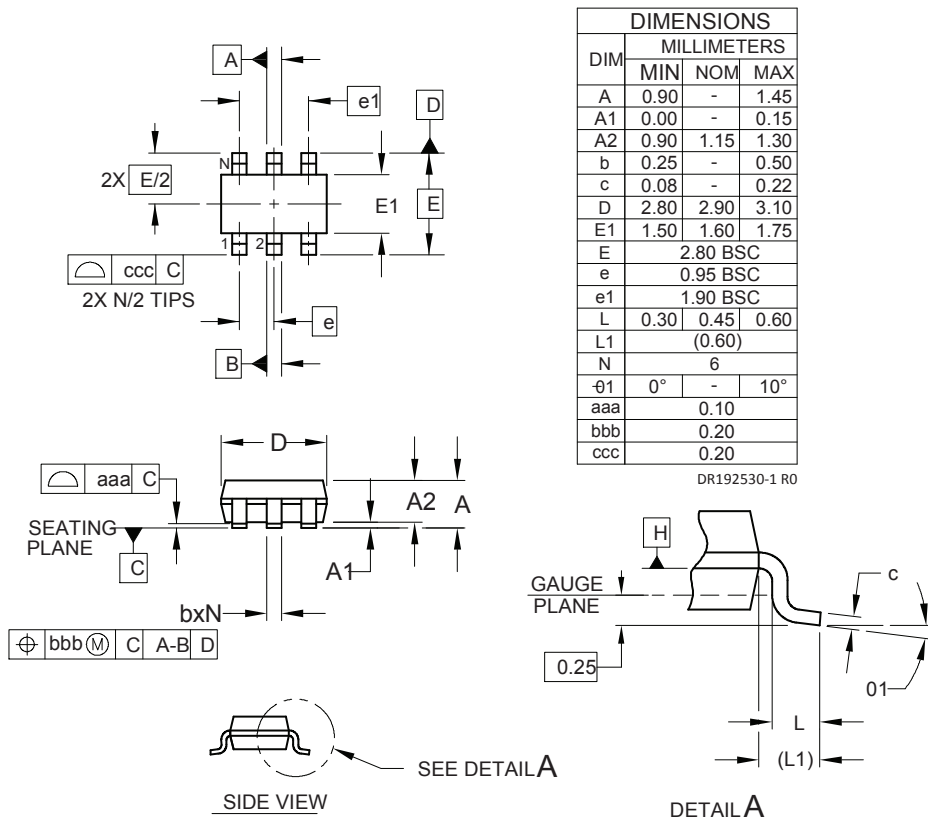


Wiring Diagram



PROTECTION PRODUCTS

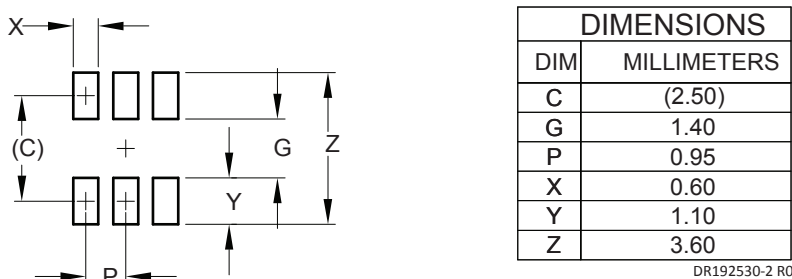
Outline Drawing - SOT-23-6L



NOTES:

1. CONTROLLING DIMENSIONS ARE IN MILLIMETERS (ANGLES IN DEGREES).
2. DATUMS \square -A- AND \square -B- TO BE DETERMINED AT DATUM PLANE \square -H-.
3. DIMENSIONS "E1" AND "D" DO NOT INCLUDE MOLD FLASH, PROTRUSIONS OR GATE BURRS.

Land Pattern - SOT-23-6L

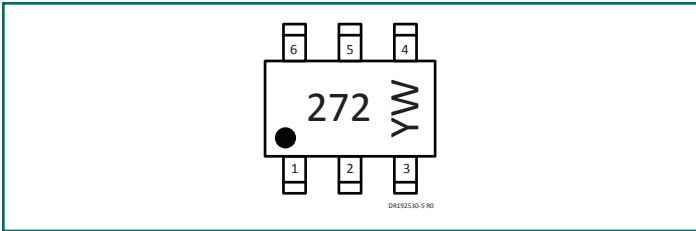


NOTES:

1. CONTROLLING DIMENSIONS ARE IN MILLIMETERS (ANGLES IN DEGREES).
2. THIS LAND PATTERN IS FOR REFERENCE PURPOSES ONLY. CONSULT YOUR MANUFACTURING GROUP TO ENSURE YOUR COMPANY'S MANUFACTURING GUIDELINES ARE MET.

PROTECTION PRODUCTS

Marking



Notes: YW = Alphanumeric character Date Code

Ordering Information

Part Number	Lead Finish	Qty per Reel	Reel Size
TClamp1272S.TCT	Matte Tin	3000	7"

TransClamp and TClamp are registered trademarks of Semtech Corporation.

Tape and Reel Specification

Tape Width	D	D1	E	F	K (Max)	P	P0	P2	T (Max)	W
	mm	mm	mm	mm	mm	mm	mm	mm	mm	mm
8	1.55 ±0.05	1.0 ±0.25	1.75 ±0.10	3.50 ±0.05	2.40	4.0 ±0.10	4.0 ±0.10	2.00 ±0.05	0.40	8.0 +0.3 -0.1

Contact Information

Semtech Corporation
 Protection Products Division
 200 Flynn Rd., Camarillo, CA 93012
 Phone: (805)498-2111 FAX (805)498-3804