



Chipsmall Limited consists of a professional team with an average of over 10 year of expertise in the distribution of electronic components. Based in Hongkong, we have already established firm and mutual-benefit business relationships with customers from,Europe,America and south Asia,supplying obsolete and hard-to-find components to meet their specific needs.

With the principle of “Quality Parts,Customers Priority,Honest Operation,and Considerate Service”,our business mainly focus on the distribution of electronic components. Line cards we deal with include Microchip,ALPS,ROHM,Xilinx,Pulse,ON,Everlight and Freescale. Main products comprise IC,Modules,Potentiometer,IC Socket,Relay,Connector.Our parts cover such applications as commercial,industrial, and automotives areas.

We are looking forward to setting up business relationship with you and hope to provide you with the best service and solution. Let us make a better world for our industry!



Contact us


Tel: +86-755-8981 8866 Fax: +86-755-8427 6832

Email & Skype: info@chipsmall.com Web: www.chipsmall.com

Address: A1208, Overseas Decoration Building, #122 Zhenhua RD., Futian, Shenzhen, China



PIN Power Inductor RCP1317



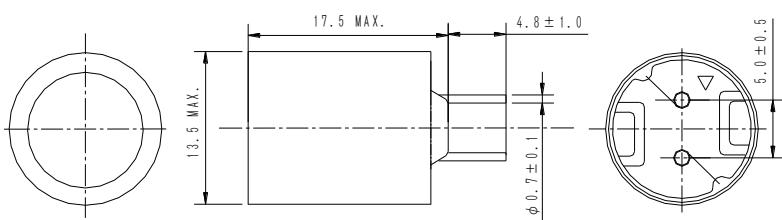
Description

- Ferrite drum core construction.
- Magnetically shielded.
- L × W × H: 13.5 × 13.5 × 17.5mm Max.
- Product weight: 8.9 g(Ref.)
- Moisture Sensitivity Level: 1
- RoHS compliance.

Environmental Data

- Operating temperature range: -40°C ~ +100°C (including coil's self temperature rise)
- Storage temperature range: -40°C ~ +100°C

Dimension - [mm]



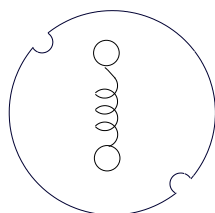
Packaging


- Box packaging.

Applications

- Ideally Used in Printers, LCD TV, Copy Machine, Mainboard of the compounding machines, etc as DC-DC Converter inductors.

Schematics - [mm]





Electrical Characteristics


Part No.	Stamp	Inductance (μH) [Within] ※1	D.C.R.(Ω) Max. (Typ.) (at 20°C)	Saturation Current ※2		Temperature rise current (A) ※3
				(at 20°C)	(at 100°C)	
RCP1317NP-330M	330	33 $\mu\text{H} \pm 20\%$	58m (46m)	4.80	4.40	3.60
RCP1317NP-470M	470	47 $\mu\text{H} \pm 20\%$	69m (55m)	4.30	3.80	3.30
RCP1317NP-680M	680	68 $\mu\text{H} \pm 20\%$	101m (81m)	3.30	3.00	2.60
RCP1317NP-820M	820	82 $\mu\text{H} \pm 20\%$	110m (88m)	3.10	2.70	2.50
RCP1317NP-101M	101	100 $\mu\text{H} \pm 20\%$	125m (100m)	2.80	2.50	2.30
RCP1317NP-121L	121	120 $\mu\text{H} \pm 15\%$	139m (116m)	2.60	2.30	2.20
RCP1317NP-151L	151	150 $\mu\text{H} \pm 15\%$	195m (156m)	2.40	2.10	1.90
RCP1317NP-181L	181	180 $\mu\text{H} \pm 15\%$	213m (171m)	2.20	1.80	1.80
RCP1317NP-221L	221	220 $\mu\text{H} \pm 15\%$	278m (223m)	1.90	1.70	1.60
RCP1317NP-271L	271	270 $\mu\text{H} \pm 15\%$	0.33 (0.26)	1.70	1.60	1.55
RCP1317NP-331L	331	330 $\mu\text{H} \pm 15\%$	0.36 (0.29)	1.60	1.40	1.50
RCP1317NP-391L	391	390 $\mu\text{H} \pm 15\%$	0.44 (0.35)	1.45	1.28	1.30
RCP1317NP-471L	471	470 $\mu\text{H} \pm 15\%$	0.53 (0.42)	1.35	1.17	1.15
RCP1317NP-561L	561	560 $\mu\text{H} \pm 15\%$	0.59 (0.47)	1.25	1.05	1.10
RCP1317NP-681L	681	680 $\mu\text{H} \pm 15\%$	0.78 (0.62)	1.12	0.95	1.00
RCP1317NP-821L	821	820 $\mu\text{H} \pm 15\%$	0.95 (0.76)	1.02	0.85	0.85
RCP1317NP-102L	102	1.0mH $\pm 15\%$	1.18 (0.94)	0.90	0.70	0.82
RCP1317NP-122L	122	1.2mH $\pm 15\%$	1.28 (1.07)	0.80	0.65	0.74
RCP1317NP-152L	152	1.5mH $\pm 15\%$	1.40 (1.16)	0.72	0.60	0.72
RCP1317NP-182L	182	1.8mH $\pm 15\%$	2.00 (1.70)	0.68	0.56	0.58
RCP1317NP-222L	222	2.2mH $\pm 15\%$	2.28 (1.90)	0.62	0.52	0.52
RCP1317NP-272L	272	2.7mH $\pm 15\%$	3.07 (2.56)	0.58	0.50	0.48
RCP1317NP-332L	332	3.3mH $\pm 15\%$	3.31 (2.76)	0.51	0.45	0.45
RCP1317NP-392L	392	3.9mH $\pm 15\%$	4.52 (3.77)	0.47	0.42	0.42
RCP1317NP-472L	472	4.7mH $\pm 15\%$	5.02 (4.18)	0.43	0.37	0.37

※1 Inductance Measuring condition: at 1kHz.

※2 The saturation current: This indicates the value of DC current when the inductance decreases to 65% of it's nominal.

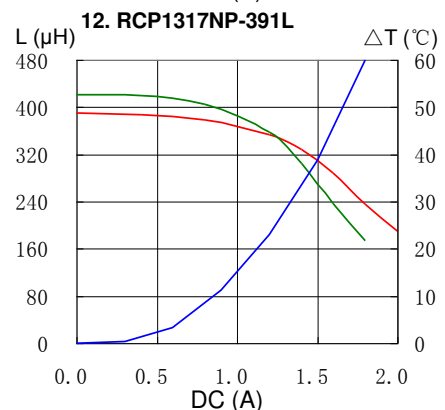
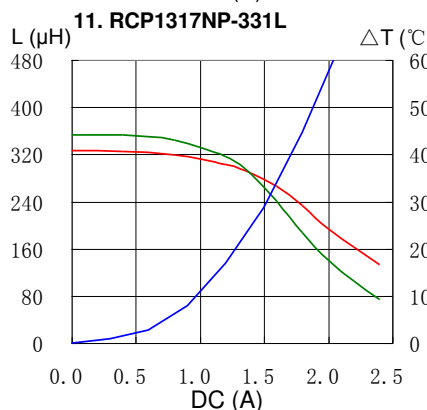
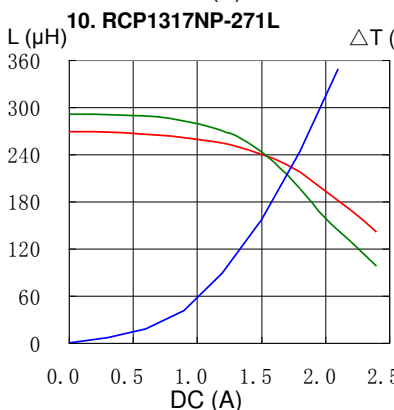
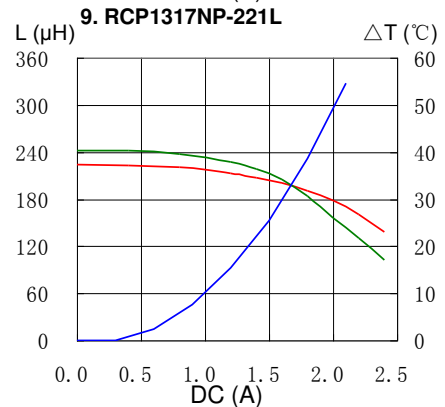
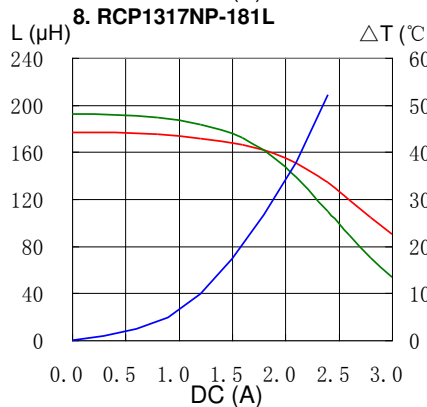
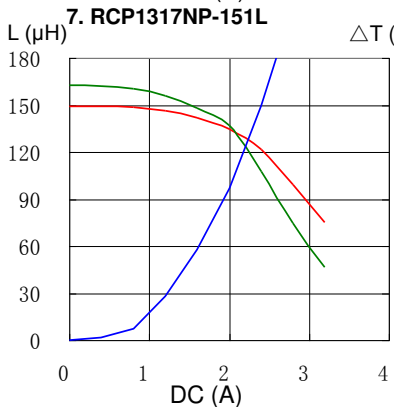
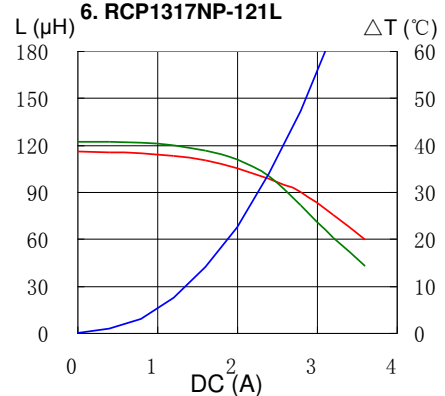
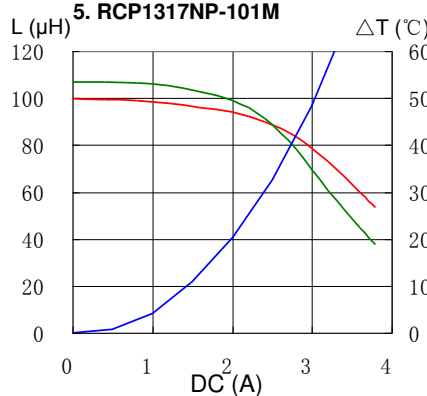
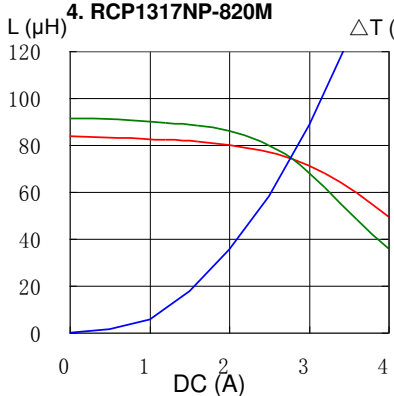
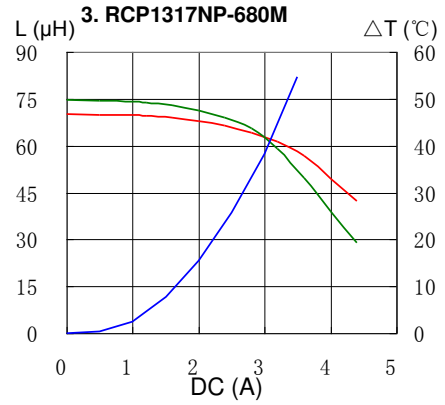
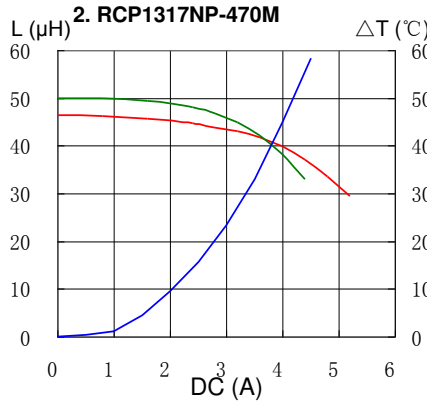
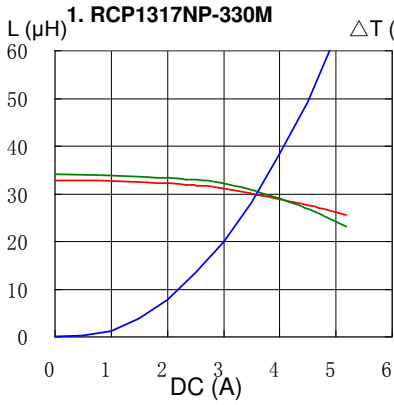
※3 The temperature rise: The value of DC current when the temperature rise is $\Delta T=40^\circ\text{C}$ ($T_a=20^\circ\text{C}$).

PIN Power Inductor RCP1317




Saturation Current & Temperature Rise Graph

— L (20°C) — L (100°C) — ΔT

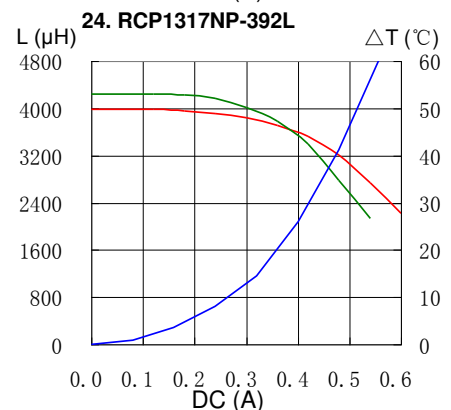
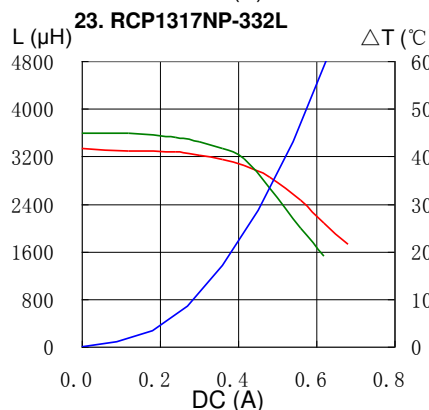
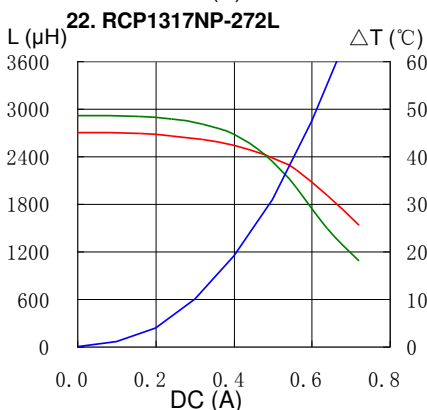
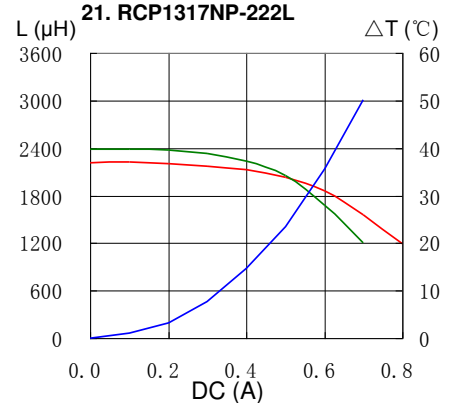
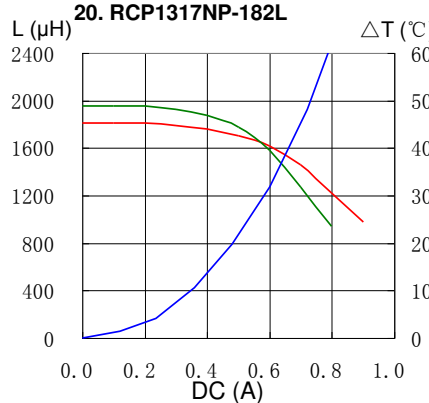
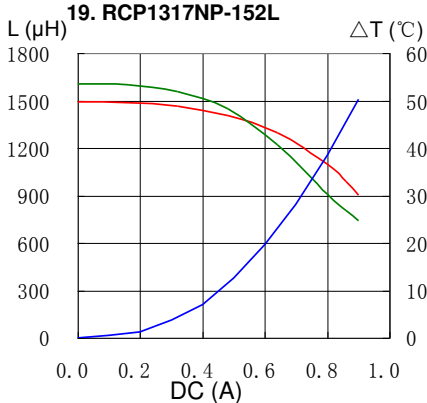
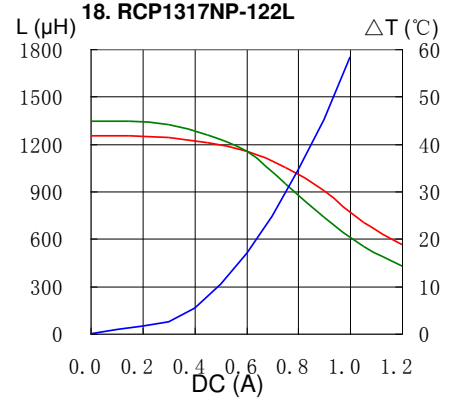
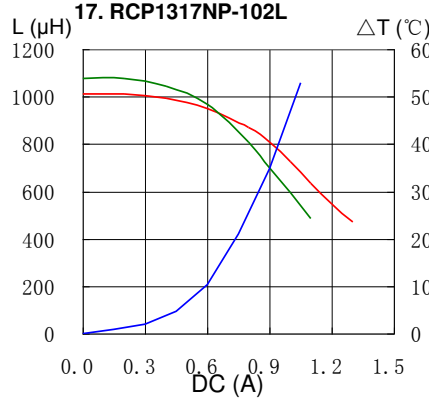
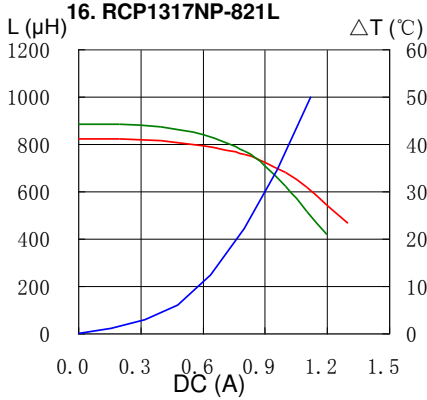
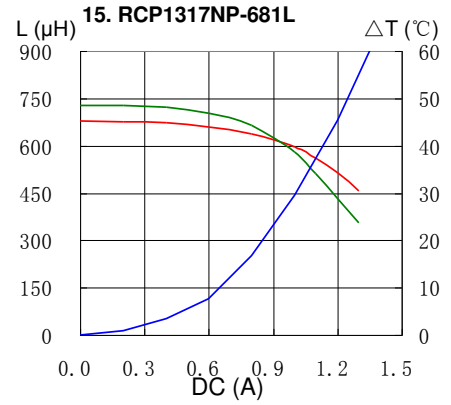
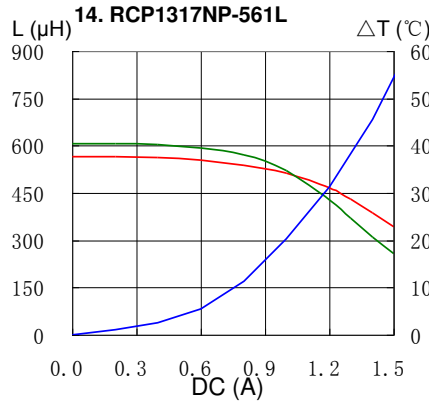
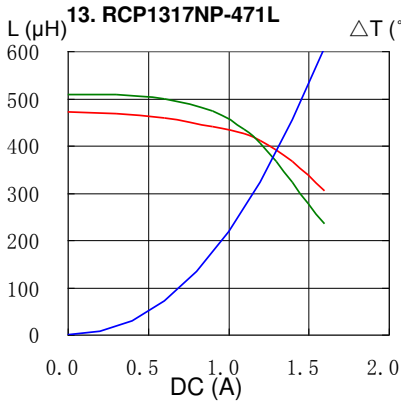


PIN Power Inductor RCP1317



Saturation Current & Temperature Rise Graph

— L (20°C) — L (100°C) — ΔT

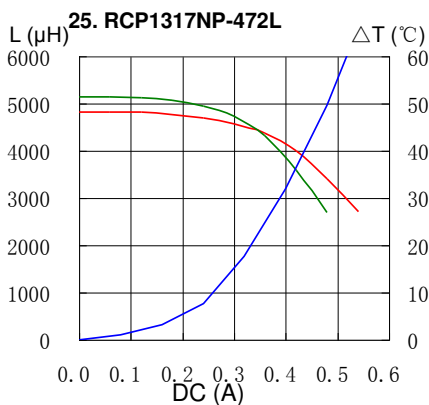


PIN Power Inductor RCP1317



Saturation Current & Temperature Rise Graph

— L (20°C) — L (100°C) — ΔT



Please refer to the sales offices on our website - <http://www.sumida.com>

Hong Kong

Tel. +852-2880-6781
FAX. +852-2565-9600
sales@hk.sumida.com

Saitama(Japan)

Tel. +81-48-691-7300
FAX. +81-48-691-7340
sales@jp.sumida.com

Chicago

Tel. +1-847-545-6700
FAX. +1-847-545-6720
sales@us.sumida.com

Shanghai

Tel. +86-21-5836-3299
FAX. +86-21-5836-3266
shanghai.sales@cn.sumida.com

Seoul

Tel. +82-2-6237-0777
FAX. +82-2-6237-0778
sales@kr.sumida.com

Obernzell

Tel. +49-8591-937-0
FAX. +49-8591-937-103
contact@eu.sumida.com

Shenzhen

Tel. +86-755-8291-0228
FAX. +86-755-8291-0338
shenzhen.sales@cn.sumida.com

Singapore

Tel. +65-6296-3388
FAX. +65-6841-4426
sales@sg.sumida.com

Neumarkt

Tel. +49-9181-4509-110
FAX. +49-9181-4509-310
infocomp@eu.sumida.com

Taipei

Tel. +886-2-8751-2737
FAX. +886-2-8751-2738
sales@tw.sumida.com

San Jose

Tel. +1-408-321-9660
FAX. +1-408-321-9308
sales@us.sumida.com