



Chipsmall Limited consists of a professional team with an average of over 10 year of expertise in the distribution of electronic components. Based in Hongkong, we have already established firm and mutual-benefit business relationships with customers from,Europe,America and south Asia,supplying obsolete and hard-to-find components to meet their specific needs.

With the principle of "Quality Parts,Customers Priority,Honest Operation,and Considerate Service",our business mainly focus on the distribution of electronic components. Line cards we deal with include Microchip,ALPS,ROHM,Xilinx,Pulse,ON,Everlight and Freescale. Main products comprise IC,Modules,Potentiometer,IC Socket,Relay,Connector.Our parts cover such applications as commercial,industrial, and automotives areas.

We are looking forward to setting up business relationship with you and hope to provide you with the best service and solution. Let us make a better world for our industry!



Contact us

Tel: +86-755-8981 8866 Fax: +86-755-8427 6832

Email & Skype: info@chipsmall.com Web: www.chipsmall.com

Address: A1208, Overseas Decoration Building, #122 Zhenhua RD., Futian, Shenzhen, China



Industrial Relay Type RCP Monostable

CARLO GAVAZZI



- 8 or 11-pin socket mounting
- 2 or 3 change over contacts
- Long life (minimum 100.000 electrical operations) at 10 A 250 VAC /30 VDC
- Switching capacity 12 A (5x10⁴ cycles)
- AC coils 6 to 230 VAC
- DC coils 6 to 110 VDC
- Matched sockets available
- Standard with LED, Push with arm and Flag
- IP 40
- Conform to CE low voltage directive
- IMQ, UL, TÜV, CSA approved

Product Description

The RCP relay can be used for a wide range of industrial applications.

Available in 2 or 3 change-over contact configuration, Octal or Undecal version.

Ordering Key

RCP 8 002 24 DC

Type _____
 No. of pins _____
 Contact code _____
 Rated coil voltage _____
 DC / AC _____

Type Selection

| Contact configuration | Contact rating | Contact code |
|--|----------------|--------------|
| 2 change over contacts (DPDT {2-form C}) | 10 A | 002 |
| 3 change over contacts (3PDT {3-form C}) | 10 A | 003 |

Coil Characteristics, DC

| Nominal voltage VDC | At 20°C | | At 40°C | | Coil resistance Ω |
|---------------------|---------------------|----------------------|---------------------|----------------------|-------------------|
| | Pick-up voltage VDC | Drop-out voltage VDC | Pick-up voltage VDC | Drop-out voltage VDC | |
| 6 | 4.8 | 0.6 | 5.2 | 0.6 | 23.5 ±10% |
| 12 | 9.6 | 1.2 | 10.3 | 1.3 | 95.0 ±10% |
| 24 | 19.2 | 2.4 | 20.7 | 2.6 | 430.0 ±10% |
| 48 | 38.4 | 4.8 | 41.4 | 5.1 | 1630.0 ±15% |
| 60 | 45.0 | 6.0 | 48.6 | 6.4 | 3000.0 ±15% |
| 100 | 80.0 | 10.0 | 86.4 | 10.8 | 6800.0 ±15% |
| 110 | 88.0 | 11.0 | 95.0 | 11.8 | 6800.0 ±15% |

Coil Characteristics, AC

| Nominal voltage VAC | At 20°C | | At 40°C | | Coil resistance Ω |
|---------------------|---------------------|----------------------|---------------------|----------------------|-------------------|
| | Pick-up voltage VAC | Drop-out voltage VAC | Pick-up voltage VAC | Drop-out voltage VAC | |
| 6 | 4.8 | 1.8 | 5.2 | 1.9 | 40.0 ±10% |
| 12 | 9.6 | 3.6 | 10.3 | 3.8 | 160.0 ±10% |
| 24 | 19.2 | 7.2 | 20.7 | 7.7 | 650.0 ±10% |
| 48 | 38.4 | 14.4 | 41.4 | 15.5 | 2600.0 ±15% |
| 115/120 | 88.0 | 36.0 | 95.0 | 38.8 | 11000.0 ±15% |
| 230 | 176.0 | 72.0 | 190.0 | 77.7 | 11000.0 ±15% |

Coil operating range: see diagram n° 1 pag. 18

Contact Characteristics

| | | | |
|--|---|-----------------------------------|-----------------------|
| Arrangement | 002 / 003 | Current | |
| Contact rating (with resistive load) | 10 A - 250 VAC / 30 VDC | Max. switching current | 10 A |
| UL rating | 10 A - 250 VAC / 30VDC 1/3 HP at 240 VAC | Initial contact resistance | 50 mΩ (at 1 A 6 VDC) |
| Usually rating (1x10 ⁵ ops) | 10 A - 250 VAC / 30 VDC | Max. switch. voltage | 250 VAC / 30 VDC |
| Max. rating (5x10 ⁴ ops) | 12 A - 250 VAC / 30 VDC | Max. switch. power | 2500 VA / 300 W |
| Material | Silver alloy | Life | |
| | | Electrical life | 1x10 ⁵ ops |
| | | Mechanical life | 1x10 ⁷ ops |

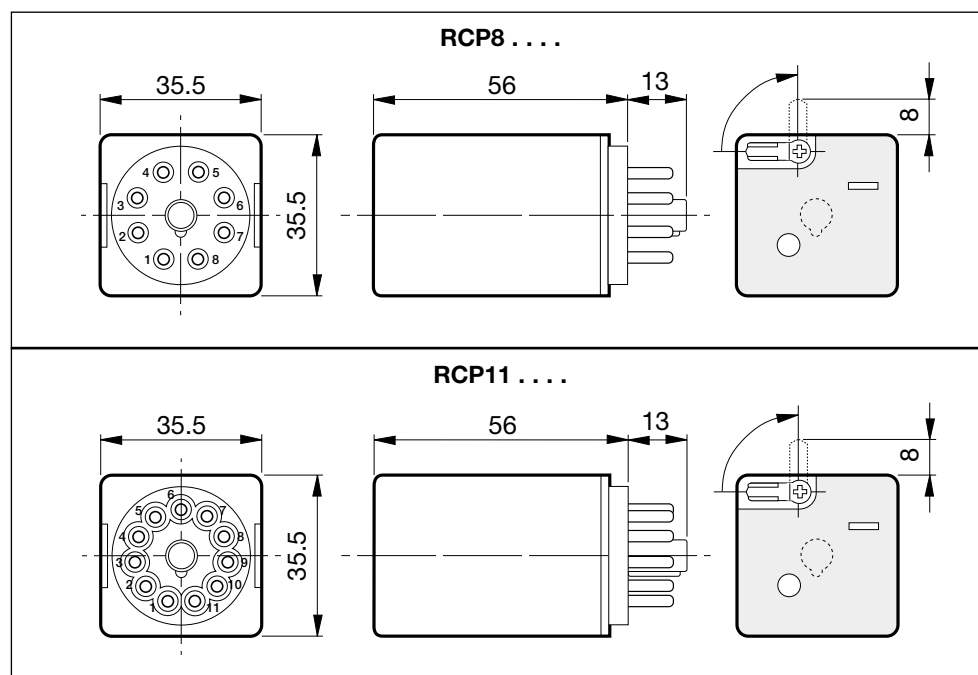
Insulation

| | | | |
|--------------------------------------|------------------|--|--------|
| Test Voltage (1 min.) | | Insulation according to EN61810-5 | |
| Between coil and contacts | 3750 VAC Vr.m.s | Rated insulation voltage | 250 V |
| Between open contacts | 750 VAC Vr.m.s | Impulsive insulation voltage | 3.6 KV |
| Contact/Contact | 1250 VA Vr.m.s | Pollution degree | 2 |
| Initial insulation resistance | 500 MΩ - 500 VAC | Overvoltage category | III |

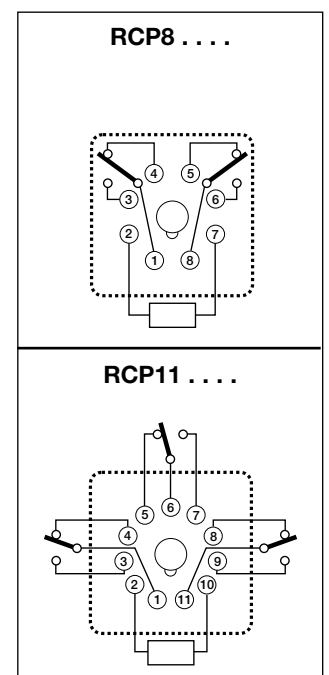
General Data

| | | | |
|---|------------------|-----------------------------|-----------------------------|
| Nominal coil power | 1.5 W / 2.5 VA | Vibration resistance | 10 to 55 Hz 1.5 mm |
| Operating time (At nominal voltage) | 30 ms max. | Shock resistance | |
| Release time (At nominal voltage) | 20 ms max. | Funktional | 100 m/s ² / 10 g |
| Temperature rise (At nominal voltage) | -40° C to +55° C | Destructive | 500 m/s ² / 50 g |
| Ambient temperature | +50° C | Humidity | 98%, +40°C% |
| | | Termination | Octal/Undecal-type plug |
| | | Construction | Dust cover |
| | | Weight | ~ 85 g |

Dimensions

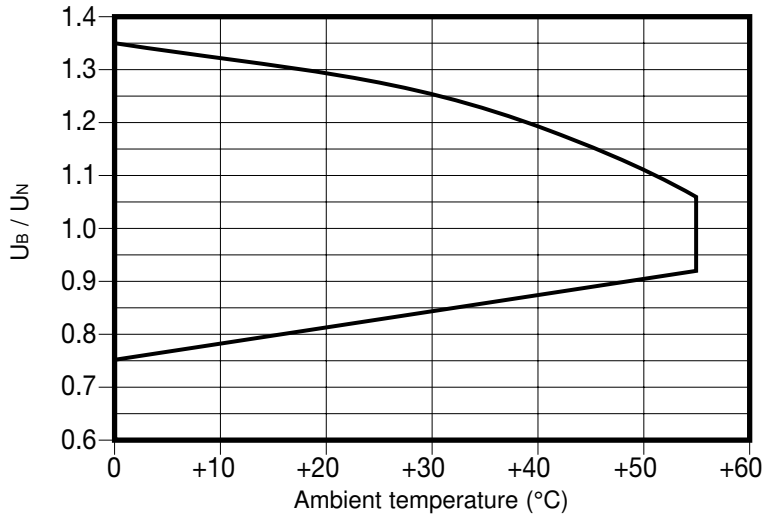


Wiring Diagrams

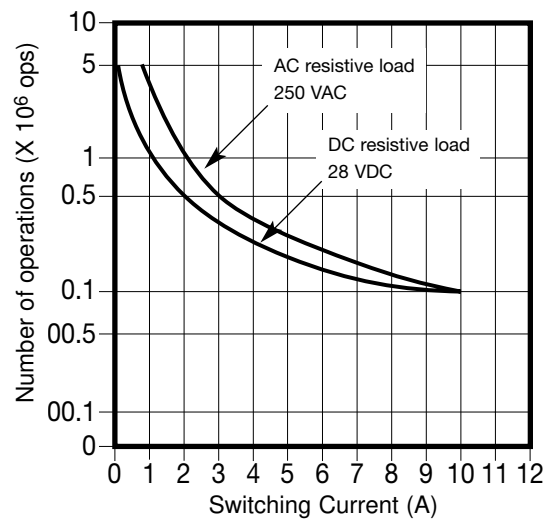
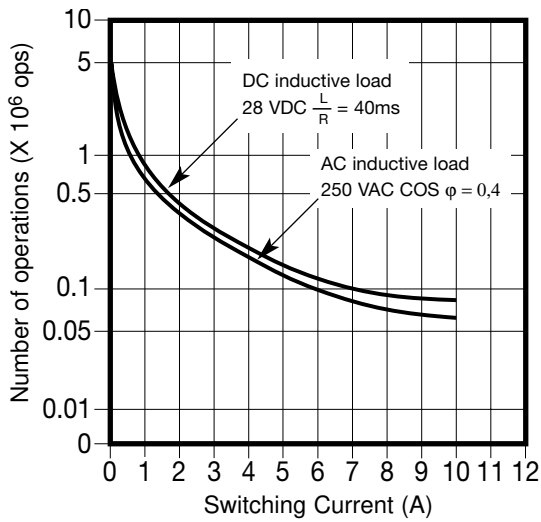


Diagrams

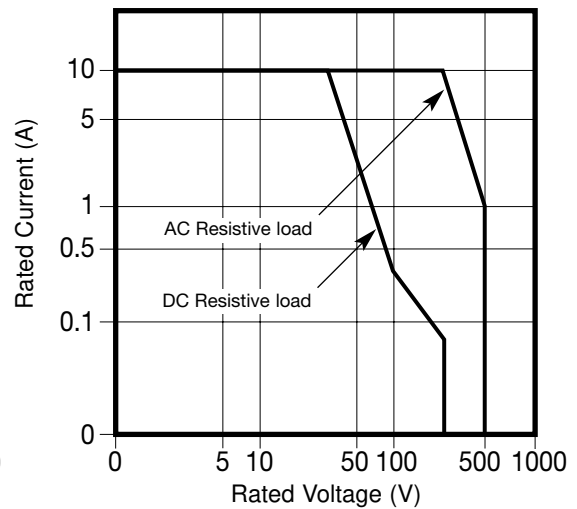
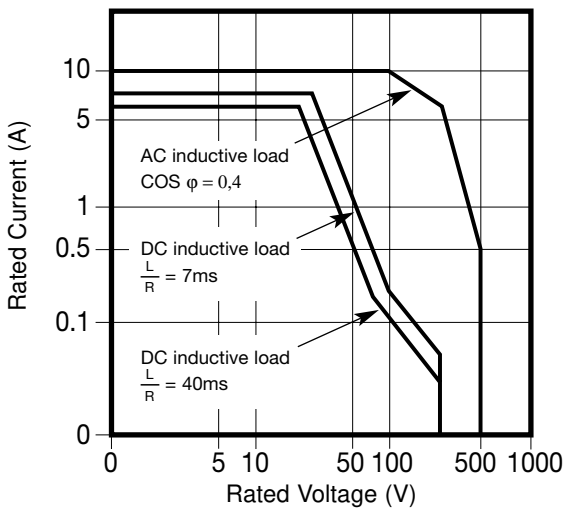
1 Coil Operating Range



2 Electrical life



3 Max. DC load breaking capacity



Approvals