



Chipsmall Limited consists of a professional team with an average of over 10 year of expertise in the distribution of electronic components. Based in Hongkong, we have already established firm and mutual-benefit business relationships with customers from,Europe,America and south Asia,supplying obsolete and hard-to-find components to meet their specific needs.

With the principle of “Quality Parts,Customers Priority,Honest Operation,and Considerate Service”,our business mainly focus on the distribution of electronic components. Line cards we deal with include Microchip,ALPS,ROHM,Xilinx,Pulse,ON,Everlight and Freescale. Main products comprise IC,Modules,Potentiometer,IC Socket,Relay,Connector.Our parts cover such applications as commercial,industrial, and automotives areas.

We are looking forward to setting up business relationship with you and hope to provide you with the best service and solution. Let us make a better world for our industry!



Contact us

Tel: +86-755-8981 8866 Fax: +86-755-8427 6832

Email & Skype: info@chipsmall.com Web: www.chipsmall.com

Address: A1208, Overseas Decoration Building, #122 Zhenhua RD., Futian, Shenzhen, China



Features

Regulated Converters

- 8W DIP24 Package
- 2KVDC and 3kVDC Isolation Options
- 2:1 and 4:1 Versions
- Continuous Short Circuit Protection (power limiting)
- Synchronous Rectification on 3.3, 5V outputs
- Full SMD internal design
- Through Hole or SMD Pinning Options
- Remote Control Pin
- Efficiency to 87%

Description

The REC8-xxxxSRW/DRW-series offer single and dual regulated outputs in a DIP24 package with 2kV or 3kV isolation options and are suitable for higher power industrial or medical applications. Remote on/off control is standard and SMD pinning is offered with the /SMD option. The converters can deliver 150% rated power for short periods of time to cope with applications with large capacitive loads or high start up currents.

Selection Guide

Part Number	Input Voltage (VDC)	Output Voltage (VDC)	Output Current (mA)	Efficiency (%)	Max. Capacitive Load
REC8-xx3.3SRW/H*/A/M	4.5-9, 9-18, 18-36, 36-75	3.3	1600	83-85	2200µF
REC8-xx05SRW/H*/A/M	4.5-9, 9-18, 18-36, 36-75	5	1600	85-87	2200µF
REC8-xx12SRW/H*/A/M	4.5-9, 9-18, 18-36, 36-75	12	666	84-86	470µF
REC8-xx15SRW/H*/A/M	4.5-9, 9-18, 18-36, 36-75	15	533	84-86	220µF
REC8-xx05DRW/H*/A/M	9-18, 18-36, 36-75	±5	±800	84	±1000µF
REC8-xx12DRW/H*/A/M	4.5-9, 9-18, 18-36, 36-75	±12	±333	84-86	±220µF
REC8-xx15DRW/H*/A/M	4.5-9, 9-18, 18-36, 36-75	±15	±267	84-86	±100µF
REC8-xx3.3SRWZ/H*/A/M	9-36, 18-75	3.3	1600	84	2200µF
REC8-xx05SRWZ/H*/A/M	9-36, 18-75	5	1600	86	2200µF
REC8-xx12SRWZ/H*/A/M	9-36, 18-75	12	666	85	470µF
REC8-xx15SRWZ/H*/A/M	9-36, 18-75	15	533	85	220µF
REC8-xx05DRWZ/H*/A/M	9-36, 18-75	±5	±800	83	±1000µF
REC8-xx12DRWZ/H*/A/M	9-36, 18-75	±12	±333	85	±220µF
REC8-xx15DRWZ/H*/A/M	9-36, 18-75	±15	±267	85	±100µF

* Standard is /H2 for 2kVDC isolation, use /H3 for 3kVDC Isolation (not SMD)

* add suffix "/SMD" for SMD package, e.g. REC8-2405SRW/H2/A/M/SMD

* add suffix -R for Tape and Reel packaging (only available for SMD package)
e.g. REC8-2405SRW/H2/A/M/SMD-R

2:1
xx = 4.5-9Vin = 05,
xx = 9-18Vin = 12,
xx = 18-36Vin = 24,
xx = 36-75Vin = 48

4:1
xx = 9-36Vin = 24,
xx = 18-75Vin = 48

Specifications (measured at $T_A = 25^\circ\text{C}$, nominal input voltage, full load and after warm-up)

Input Voltage Range	2:1 & 4:1
Input Filter	PI Network
Output Voltage Accuracy	±1.5% max.
Line Voltage Regulation (VL to VH at full load)	±0.5% max.
Load Voltage Regulation	Single ±0.5% max.
(25% to 100% full load)	Dual ±1.2% max.
Cross Regulation (100%: 25% to 100% full load)	±5% max.
Output Ripple and Noise (with 100n output capacitor and 20MHz BW)	50mVp-p max.
Start-up time	300ms typ.
Operating Frequency (Full Load)	330kHz typ.
Efficiency at Full Load	see Selection Guide
Minimum Load	0%

continued on next page


ECONOLINE

DC/DC-Converter

with 3 year Warranty

RECOM

8 Watt DIP24 & SMD Single & Dual Output



EN-60950-1 Certified
UL-60950-1 Certified
EN-60601-1 Certified

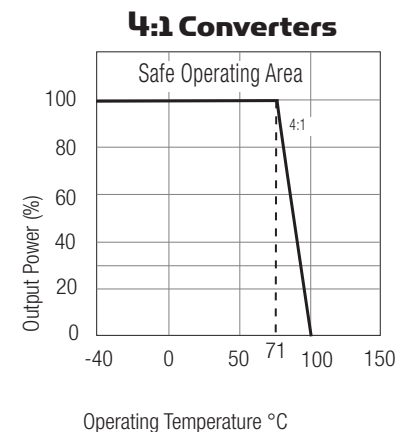
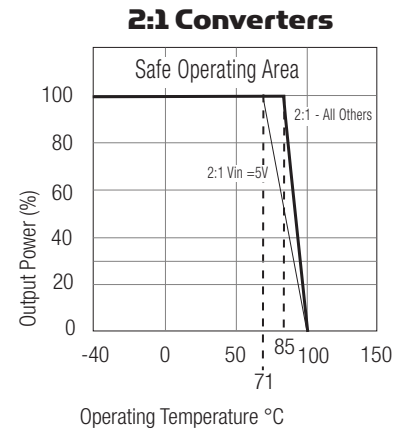
REC8

Refer to Application Notes

Specifications cont. (measured at $T_A = 25^\circ\text{C}$, nominal input voltage, full load and after warm-up)

Input Surge Voltage (100ms max.)	5V Input	15VDC	
	12V Input	36VDC	
	24V Input	50VDC	
	48V Input	100VDC	
Isolation Voltage	H2-Suffix and SMD (tested for 1 second)	2000VDC	
	H3-Suffix (tested for 1 second)	3000VDC	
Isolation Capacitance	(rated for 1 minute**) (tested for 1 second)	1000VAC / 60Hz 1500VAC / 60Hz	
Isolation Resistance		1 G Ω min.	
Overload Protection		150% typ.	
Short Circuit Protection		Continuous, Auto Restart	
Operating Temperature Range (free air convection)	4:1	-40°C to +71°C (see Graph)	
	2:1 - Vin=5V	-40°C to +71°C (see Graph)	
	2:1 - All Others	-40°C to +85°C (see Graph)	
Remote On/Off	DC/DC ON	Open or $3.5\text{V} < V_r < 12\text{V}$	
	DC/DC OFF	Short or $0\text{V} < V_r < 1.2\text{V}$	
Storage Temperature Range		-55°C to +105°C	
Temperature Coefficient		$\pm 0.05\%$ max.	
Relative Humidity		95% RH max.	
Case Material		Nickel Plated Metal with Non-Conductive Base	
Thermal Impedance	Natural convection	12°C/W	
Maximum Case Temperature		100°C	
Vibration		10-55Hz, 2G, 30mins along X,Y & Z	
Package Weight		18g	
Packing Quantity	Tube	15 pcs	
	Tape and Reel	100 pcs	
MTBF (+25°C) (+71°C)	Detailed Information see Application Notes chapter "MTBF"	using MIL-HDBK 217F	1200 x 10 ³ hours
		using MIL-HDBK 217F	>300 x 10 ³ hours
Certifications			
EN General Safety	Report: SPLVD1211033-2	EN60950-1:2006 +A12:2011	
UL General Safety	Report: E224736	UL 60950-1 1st Ed. C22.2 No. 60950-1-03	
EN Medical Safety	Report: MDD12060585 + RM1206085	IEC/EN 60601-1 3rd Edition Medical Report + ISO14971 Risk Assessment	

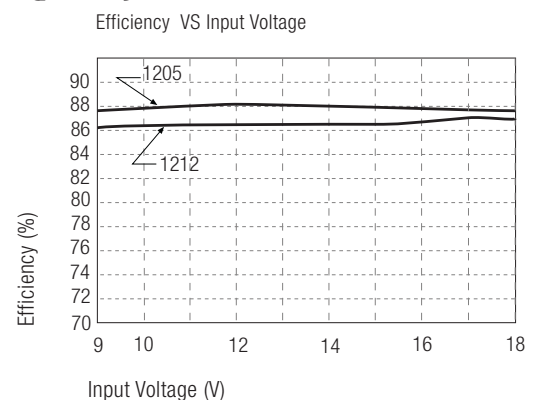
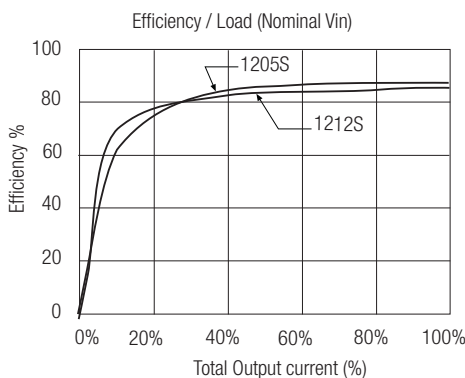
Derating-Graph (Ambient Temperature)



**Any data referred to in this datasheet are of indicative nature and based on our practical experience only.
For further details, please refer to our Application Notes.

Typical Characteristics

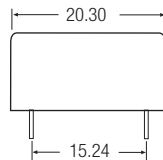
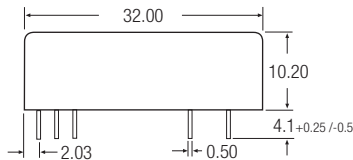
REC8-1205SRW/H2/A/M (/SMD) REC8-1212SRW/H2/A/M (/SMD)



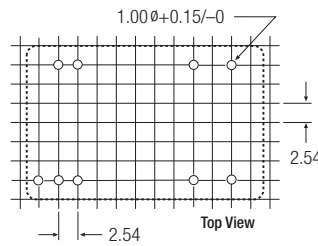
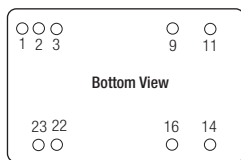
Note: Refer to Application Notes for EMC Class B Filter suggestion

Package Style and Pinning (mm)

24 PIN DIP Package - Available with /H2 and /H3 Options



Recommended Footprint Details



Pin Connections DIP24

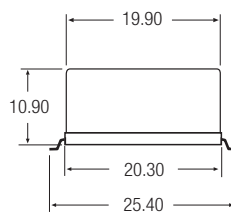
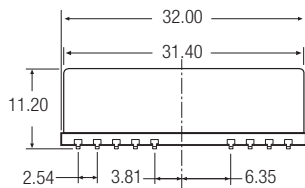
Pin #	Single	Dual
1	CTRL	CTRL
2	-Vin	-Vin
3	-Vin	-Vin
9	NC	Com
11	NC	-Vout
14	+Vout	+Vout
16	-Vout	Com
22	+Vin	+Vin
23	+Vin	+Vin

NC = No Connection

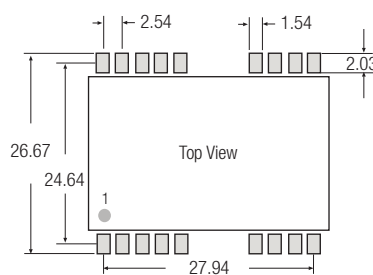
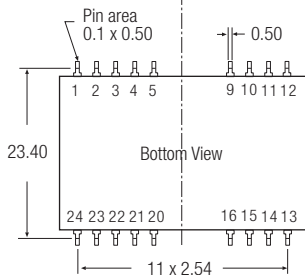
XX.X ± 0.5 mm

XX.XX ± 0.25 mm

24 PIN SMD Package - available with /H2 option only.



Recommended Footprint Details



Pin Connections DIP24 SMD

Pin #	Single	Dual
1	CTRL	CTRL
2	-Vin	-Vin
3	-Vin	-Vin
9	NC	Com
11	NC	-Vout
14	+Vout	+Vout
16	-Vout	Com
22	+Vin	+Vin
23	+Vin	+Vin
4,5,10,12	NC	NC
13,15,20,21,24	NC	NC

NC = No Connection

XX.X ± 0.5 mm

XX.XX ± 0.25 mm

The product information and specifications are subject to change without prior notice. RECOM products are not authorized for use in safety-critical applications (such as life support) without RECOM's explicit written consent. A safety-critical application is defined as an application where a failure of a RECOM product may reasonably be expected to endanger or cause loss of life, inflict bodily harm or damage property. The buyer shall indemnify and hold harmless RECOM, its affiliated companies and its representatives against any damage claims in connection with the unauthorized use of RECOM products in such safety-critical applications.