



Chipsmall Limited consists of a professional team with an average of over 10 year of expertise in the distribution of electronic components. Based in Hongkong, we have already established firm and mutual-benefit business relationships with customers from,Europe,America and south Asia,supplying obsolete and hard-to-find components to meet their specific needs.

With the principle of “Quality Parts,Customers Priority,Honest Operation,and Considerate Service”,our business mainly focus on the distribution of electronic components. Line cards we deal with include Microchip,ALPS,ROHM,Xilinx,Pulse,ON,Everlight and Freescale. Main products comprise IC,Modules,Potentiometer,IC Socket,Relay,Connector.Our parts cover such applications as commercial,industrial, and automotives areas.

We are looking forward to setting up business relationship with you and hope to provide you with the best service and solution. Let us make a better world for our industry!



## Contact us

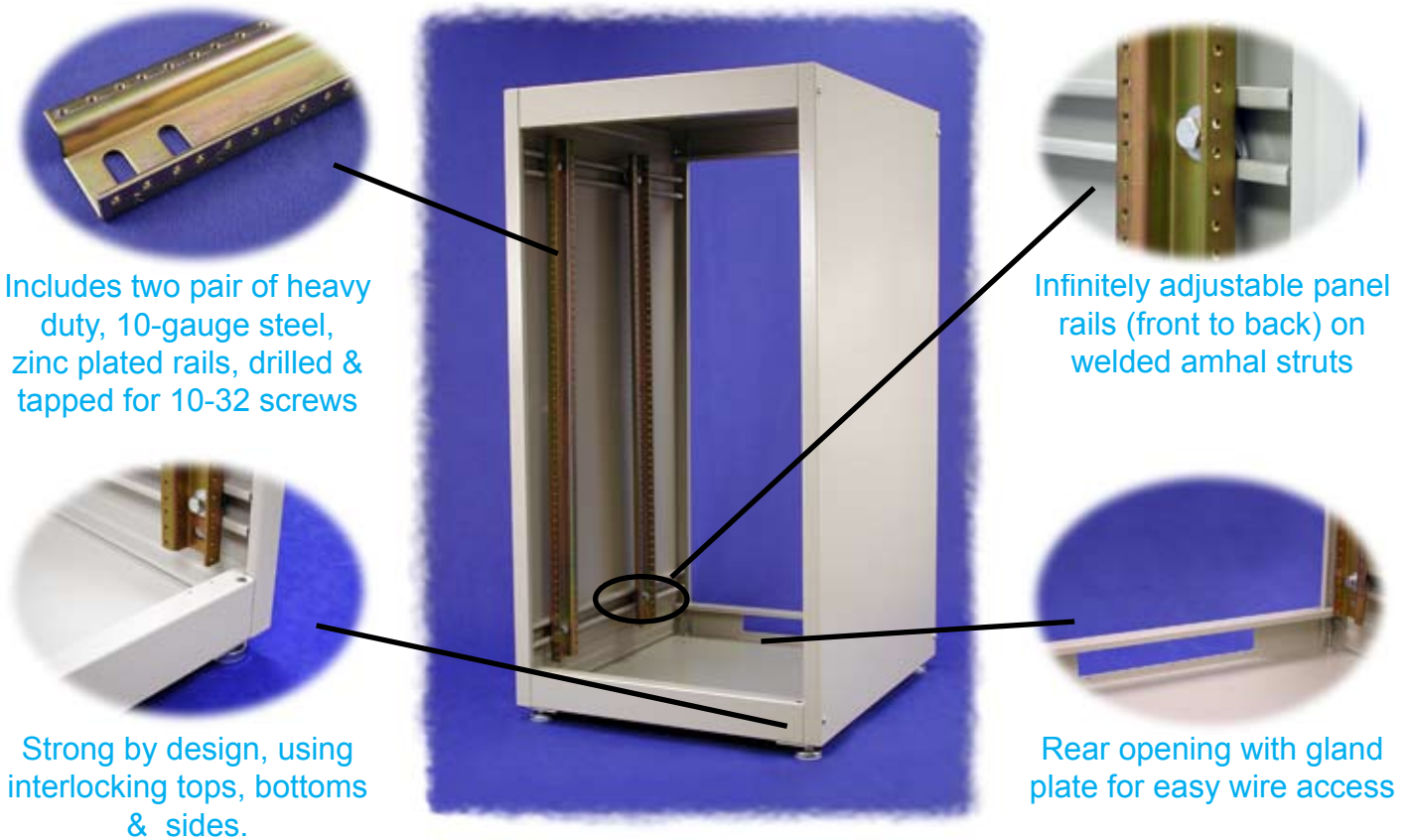
Tel: +86-755-8981 8866 Fax: +86-755-8427 6832

Email & Skype: info@chipsmall.com Web: www.chipsmall.com

Address: A1208, Overseas Decoration Building, #122 Zhenhua RD., Futian, Shenzhen, China



# Rack Cabinet (REFK Series)



## FEATURES

- Standard 19" panel width - 21.34" (542 mm) overall width.
- Choice of three available depths: 17.5" (444 mm), 24.5" (622 mm) or 31.5" (800 mm) overall - see tables for usable depth information.
- Knockdown rack unit is shipped in a flat pack container for easy handling and shipping protection.
- Heavy duty 16-gauge solid steel top, bottom and sides.
- Four heavy duty, 10-gauge, zinc plated steel, drilled & tapped 10-32 vertical combination rails on EIA universal spacing (5/8 - 5/8 - 1/2 inch) included.
- Rails are infinitely adjustable (front to back) on horizontal amhal struts welded to the sides of the rack.
- Simple assembly using one bolt in each corner to lock the sides to the top and bottom.
- Removable gland plate on rear bottom - over 10" (254 mm) long x 1.5" (38 mm) high.
- Four oversized, adjustable, nylon based levelling feet and all hardware included.
- Recommended maximum weight (REFK1907731 tested) - 1,000 pounds (455 kg).
- Finished with a rugged powder paint.
- Stocked in Black & Light Gray (RAL7035).

*Shipped in a flat pack container for handling ease & protection...*

*Perfect for tight access areas or one person installations...*

*Rack is knocked down into 5 easy to handle parts  
(ie...two sides, top, bottom and a pack of 4 panel rails)...*



# Easy Assembly...



5

Mount both pairs of tapped panel rails and YOU'RE DONE!



4

Slide top into sides, lock together with 8 corner screws...



3

Slide both sides into base...



2

Screw levelling feet into base...



1

Unpack from flat shipping container...

Knockdown

# Heavy-Duty Construction!

**EUROPE**

Basingstoke, UK 01256 812812

**AUSTRALIA**

Queenstown SA, Australia 61-8-8240-2244



**CANADA**

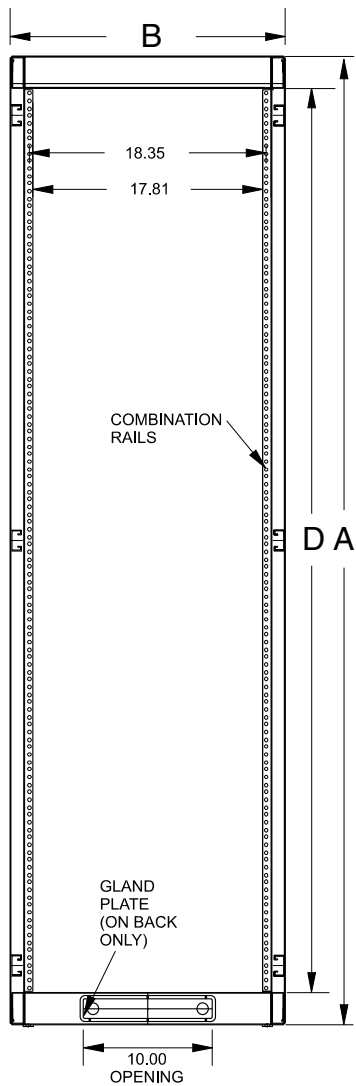
Guelph, Ontario (519) 822-2960  
St. Laurent, Quebec (514) 343-9010

**USA**


Cheektowaga, NY (716) 630-7030




# Rack Cabinet (REFK Series)



Front / Rear View



Side View



Side Cross Section

[For complete drawing information link here to our website covering this series.](#)

Knockdown

# Rack Cabinet (REFK Series)

## 17.5" (444 mm) Deep

Usable depth = 16.5" (419 mm) without doors, 16" (406 mm) with doors

Part Number		Panel Height		Overall Dimensions			Weight
Black Textured	Light Gray Textured	Inches	Units	Height (A)	Width (B)	Panel Opening (D)	
REFK1903517BK1	REFK1903517LG1	35"	20U	40.19" (1,021 mm)	21.34" (542 mm)	35.19" (894 mm)	90# (41.0 kg)
REFK1904217BK1	REFK1904217LG1	42"	24U	47.19" (1,199 mm)	21.34" (542 mm)	42.19" (1,072 mm)	104# (47.3 kg)
REFK1904917BK1	REFK1904917LG1	49"	28U	54.19" (1,376 mm)	21.34" (542 mm)	49.19" (1,249 mm)	112# (50.9 kg)
REFK1905617BK1	REFK1905617LG1	56"	32U	61.19" (1,554 mm)	21.34" (542 mm)	56.19" (1,427 mm)	123# (55.9 kg)
REFK1906317BK1	REFK1906317LG1	63"	36U	68.19" (1,732 mm)	21.34" (542 mm)	63.19" (1,601 mm)	134# (60.9 kg)
REFK1907017BK1	REFK1907017LG1	70"	40U	75.19" (1,910 mm)	21.34" (542 mm)	70.19" (1,783 mm)	144# (65.5 kg)
REFK1907717BK1	REFK1907717LG1	77"	44U	82.19" (2,088 mm)	21.34" (542 mm)	77.19" (1,961 mm)	154# (70.0 kg)

## 24.5" (622 mm) Deep

Usable depth of 23.5" (597 mm) without doors, 23" (584 mm) with doors

Part Number		Panel Height		Overall Dimensions			Weight
Black Textured	Light Gray Textured	Inches	Units	Height (A)	Width (B)	Panel Opening (D)	
REFK1903524BK1	REFK1903524LG1	35"	20U	40.19" (1,021 mm)	21.34" (542 mm)	35.19" (894 mm)	116# (52.7 kg)
REFK1904224BK1	REFK1904224LG1	42"	24U	47.19" (1,199 mm)	21.34" (542 mm)	42.19" (1,072 mm)	124# (56.4 kg)
REFK1904924BK1	REFK1904924LG1	49"	28U	54.19" (1,376 mm)	21.34" (542 mm)	49.19" (1,249 mm)	140# (63.6 kg)
REFK1905624BK1	REFK1905624LG1	56"	32U	61.19" (1,554 mm)	21.34" (542 mm)	56.19" (1,427 mm)	146# (66.4 kg)
REFK1906324BK1	REFK1906324LG1	63"	36U	68.19" (1,732 mm)	21.34" (542 mm)	63.19" (1,601 mm)	162# (73.6 kg)
REFK1907024BK1	REFK1907024LG1	70"	40U	75.19" (1,910 mm)	21.34" (542 mm)	70.19" (1,783 mm)	178# (80.9 kg)
REFK1907724BK1	REFK1907724LG1	77"	44U	82.19" (2,088 mm)	21.34" (542 mm)	77.19" (1,961 mm)	190# (86.4 kg)

## 31.5" (800 mm) Deep

Usable depth of 30.5" (775 mm) without doors, 30" (762 mm) with doors

Part Number		Panel Height		Overall Dimensions			Weight
Black Textured	Light Gray Textured	Inches	Units	Height (A)	Width (B)	Panel Opening (D)	
REFK1903531BK1	REFK1903531LG1	35"	20U	40.19" (1,021 mm)	21.34" (542 mm)	35.19" (894 mm)	136# (61.8 kg)
REFK1904231BK1	REFK1904231LG1	42"	24U	47.19" (1,199 mm)	21.34" (542 mm)	42.19" (1,072 mm)	154# (70.0 kg)
REFK1904931BK1	REFK1904931LG1	49"	28U	54.19" (1,376 mm)	21.34" (542 mm)	49.19" (1,249 mm)	170# (77.3 kg)
REFK1905631BK1	REFK1905631LG1	56"	32U	61.19" (1,554 mm)	21.34" (542 mm)	56.19" (1,427 mm)	180# (81.8 kg)
REFK1906331BK1	REFK1906331LG1	63"	36U	68.19" (1,732 mm)	21.34" (542 mm)	63.19" (1,601 mm)	190# (86.4 kg)
REFK1907031BK1	REFK1907031LG1	70"	40U	75.19" (1,910 mm)	21.34" (542 mm)	70.19" (1,783 mm)	198# (90.0 kg)
REFK1907731BK1	REFK1907731LG1	77"	44U	82.19" (2,088 mm)	21.34" (542 mm)	77.19" (1,961 mm)	226# (102.7 kg)

## UNIVERSAL ACCESSORIES

- Rack panels [Page 90](#)
- Ventilated rack panels [Page 92](#)
- Panel mount doors & chassis [Page 94](#)
- Shelves & slides [Page 95](#)
- Drawers [Page 101](#)
- Cable management [Page 102](#)
- Cooling & ventilating [Page 105](#)
- Rack mount outlet strips [Page 110](#)
- Hardware [Page 127](#)
- Exclusive to this series [Next Page](#)
- Visit our web site for our most [recent accessories](#)

### EUROPE

Basingstoke, UK 01256 812812

### AUSTRALIA

Queenstown SA, Australia 61-8-8240-2244



### CANADA

Guelph, Ontario (519) 822-2960  
St. Laurent, Quebec (514) 343-9010

### USA

Cheektowaga, NY (716) 630-7030



## SOLID FLUSH DOOR

### FEATURES



- Flush mounting
- Reversible right or left opening (by inverting door)
- Integral stiffeners provide sturdiness
- Features lockable latch and spring loaded hinge pins for instant installation or removal
- Allows full access to space between panel rails when open (17.8")
- Constructed from 16 gauge steel, folded all four sides to reduce bowing
- Inside of door includes full height, welded, 6" wide, door stiffener
- Finish matches "REFK" type rack in powder paint

Part Number		Panel Height		Use With Rack Part Number Starting With	Weight
Black Textured	Light Gray Textured	Inches	Units		
RSDF19035BK1	RSDF19035LG1	35"	20U	REFK19035...	13# (5.9 kg)
RSDF19042BK1	RSDF19042LG1	42"	24U	REFK19042...	18# (8.2 kg)
RSDF19049BK1	RSDF19049LG1	49"	28U	REFK19049...	26# (11.8 kg)
RSDF19056BK1	RSDF19056LG1	56"	32U	REFK19056...	30# (13.6 kg)
RSDF19063BK1	RSDF19063LG1	63"	36U	REFK19063...	33# (15.0 kg)
RSDF19070BK1	RSDF19070LG1	70"	40U	REFK19070...	37# (16.8 kg)
RSDF19077BK1	RSDF19077LG1	77"	44U	REFK19077...	41# (18.6 kg)

## LOUVERED FLUSH DOOR

### FEATURES



- Opens right hand only with louvers facing down
- Flush mounting
- Integral welded stiffeners provide sturdiness
- Features lockable latch and spring loaded hinge pins for instant installation or removal
- Allows full access to rack space between panel rails when open (17.8")
- Constructed from 16 gauge steel, folded all four sides to reduce bowing
- Inside of door includes full height, welded 6" wide door stiffener
- Finish matches "REFK" type rack in powder paint

Part Number		Panel Height		Use With Rack Part Number Starting With	Weight
Black Textured	Light Gray Textured	Inches	Units		
RSDL19035BK1	RSDL19035LG1	35"	20U	REFK19035...	13# (5.9 kg)
RSDL19042BK1	RSDL19042LG1	42"	24U	REFK19042...	18# (8.2 kg)
RSDL19049BK1	RSDL19049LG1	49"	28U	REFK19049...	26# (11.8 kg)
RSDL19056BK1	RSDL19056LG1	56"	32U	REFK19056...	30# (13.6 kg)
RSDL19063BK1	RSDL19063LG1	63"	36U	REFK19063...	33# (15.0 kg)
RSDL19070BK1	RSDL19070LG1	70"	40U	REFK19070...	37# (16.8 kg)
RSDL19077BK1	RSDL19077LG1	77"	44U	REFK19077...	41# (18.6 kg)

# Doors & Casters (REFK Series)

## PLEXI FLUSH DOOR

### FEATURES

- Metal door frame (painted black) and smoked gray plexiglass window
- Flush mounting
- Reversible right or left opening (by inverting door)
- Features lockable latch, magnetic catch and spring loaded hinge pins for instant installation or removal
- Allows full access to space between panel rails when open (17.8")
- Black finish matches "REFK" type rack in powder paint



Part Number	Panel Height		Use With Rack Part Number Starting With	Weight
	Inches	Units		
<a href="#">REDFP19035BK1</a>	35"	20U	REFK19035...	15# (6.8 kg)
<a href="#">REDFP19042BK1</a>	42"	24U	REFK19042...	17# (7.7 kg)
<a href="#">REDFP19049BK1</a>	49"	28U	REFK19049...	19# (8.6 kg)
<a href="#">REDFP19056BK1</a>	56"	32U	REFK19056...	23# (10.5 kg)
<a href="#">REDFP19063BK1</a>	63"	36U	REFK19063...	27# (12.3 kg)
<a href="#">REDFP19070BK1</a>	70"	40U	REFK19070...	30# (13.6 kg)
<a href="#">REDFP19077BK1</a>	77"	44U	REFK19077...	33# (15.0 kg)

## LIGHT DUTY CASTERS

- Set of four light duty casters.
- Weight capacity (set of four) 400# (182 kg).
- No drilling required.
- **NOTE: For REFK (and RCSC series) - knockdown racks ONLY.**
- Single hole mount - used in place of levelling feet in the base of REFK series rack, using the 5/16" - 18 threaded stem.
- Wheel diameter 2.37" (60.2 mm).
- Adds 2.75" (70 mm) to overall rack height.
- Twin nylon swivel wheels with zinc axles and decorative hoods - perfect for office or high profile environments.
- PART NUMBER: **1425P**



Knockdown

## HEAVY DUTY CASTERS

- Set of four medium duty casters.
- Four bolt mounting to existing hole pattern in base of REFK series rack.
- No drilling required.
- **NOTE: For REFK (and RCHS, RCHV, RCSC series) - knockdown racks ONLY.**
- Features ball bearing swivel and hard composition wheels.
- Weight capacity 600# (273 kg).
- Small foot print 2.125" (54 mm) x 15/16" (23.8 mm) hole mounting pattern.
- Wheels are grey & 2" (50.8 mm) wheel diameter .
- Adds only 2.5" (63.5 mm) to overall rack height.
- Includes mounting hardware.
- PART NUMBER: **1425PHD**



### EUROPE

Basingstoke, UK 01256 812812

### AUSTRALIA

Queenstown SA, Australia 61-8-8240-2244



### CANADA

Guelph, Ontario (519) 822-2960  
St. Laurent, Quebec (514) 343-9010

### USA

Cheektowaga, NY (716) 630-7030



# Additional Panel Rails (REFK Series)

## ADDITIONAL TAPPED RAILS



- **SOLD IN PAIRS**
- Drilled and tapped (10-32).
- Heavy duty construction - formed from 10 gauge steel - Zinc plated finish.
- Full EIA hole centers (5/8 - 5/8 - 1/2 inch spacing)
- Bolts vertically in cabinet to amhal struts
- Includes strut mounting hardware, panel mounting hardware available in the Accessories section.
- Front of rail allows for 19" panel rack mounting
- Rear of rail flange for rear equipment support or accessory mounting.

**Reminder:**  
REFK series racks  
**INCLUDE** two pair of these  
tapped rails

Part Number	Panel Height		Use With Rack Part Number Starting With	Weight
	Inches	Units		
CCR35TZPL	35"	20U	REFK19035...	10# (4.5 kg)
CCR42TZPL	42"	24U	REFK19042...	12# (5.5 kg)
CCR49TZPL	49"	28U	REFK19049...	14# (6.4 kg)
CCR56TZPL	56"	32U	REFK19056...	15# (6.8 kg)
CCR63TZPL	63"	36U	REFK19063...	18# (8.2 kg)
CCR70TZPL	70"	40U	REFK19070...	20# (9.1 kg)
CCR77TZPL	77"	44U	REFK19077...	35# (15.9 kg)

## SQUARE HOLE RAILS



- **SOLD IN PAIRS**
- Square hole punched allowing choice of hardware for 10-32 or 12-24 or M6 thread cage nuts.
- Includes a hardware starter quantity (25) of 10-32 cage nuts.
- Heavy duty construction - formed from 12 gauge steel - Zinc plated finish.
- Full EIA hole centers (5/8 - 5/8 - 1/2 inch spacing)
- Bolts vertically in cabinet to amhal struts
- Includes strut mounting hardware, panel mounting hardware available in the Accessories section.
- Front of rail allows for 19" panel rack mounting.
- Rear "L" of rail for rear equipment support or accessory mounting.

**Reminder:**  
REFK series racks  
**INCLUDE** two pair of  
tapped rails

### Additional Cage Nuts

Part Number	Thread	Qty Per Package
1421CNA25	10-32	25
1421CNA100	10-32	100
1421CNA250	10-32	250
1421CNB25	M6	25
1421CNB100	M6	100
1421CNB250	M6	250
1421CNC25	12-24	25
1421CNC100	12-24	100
1421CND25	1/4 x 20	25
1421CND100	1/4 x 20	100
1421CND150	1/4 x 20	150

Part Number	Panel Height		Use With Rack Part Number Starting With	Weight
	Inches	Units		
CPR35SZPL	35"	20U	REFK19035...	6# (2.7 kg)
CPR42SZPL	42"	24U	REFK19042...	6# (2.7 kg)
CPR49SZPL	49"	28U	REFK19049...	8# (3.6 kg)
CPR56SZPL	56"	32U	REFK19056...	9# (4.1 kg)
CPR63SZPL	63"	36U	REFK19063...	10# (4.5 kg)
CPR70SZPL	70"	40U	REFK19070...	12# (5.5 kg)
CPR77SZPL	77"	44U	REFK19077...	13# (5.9 kg)

### Cage Nut Installation Tool



- Allows for easy installation of cage nuts in square rail hole
- Spring steel tool
- Part Number **RCNIT**