



Chipsmall Limited consists of a professional team with an average of over 10 year of expertise in the distribution of electronic components. Based in Hongkong, we have already established firm and mutual-benefit business relationships with customers from,Europe,America and south Asia,supplying obsolete and hard-to-find components to meet their specific needs.

With the principle of “Quality Parts,Customers Priority,Honest Operation,and Considerate Service”,our business mainly focus on the distribution of electronic components. Line cards we deal with include Microchip,ALPS,ROHM,Xilinx,Pulse,ON,Everlight and Freescale. Main products comprise IC,Modules,Potentiometer,IC Socket,Relay,Connector.Our parts cover such applications as commercial,industrial, and automotives areas.

We are looking forward to setting up business relationship with you and hope to provide you with the best service and solution. Let us make a better world for our industry!



## Contact us

Tel: +86-755-8981 8866 Fax: +86-755-8427 6832

Email & Skype: [info@chipsmall.com](mailto:info@chipsmall.com) Web: [www.chipsmall.com](http://www.chipsmall.com)

Address: A1208, Overseas Decoration Building, #122 Zhenhua RD., Futian, Shenzhen, China



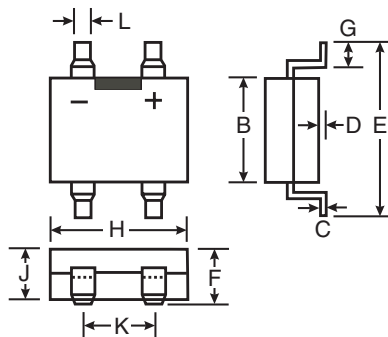
## 0.5A SURFACE MOUNT GLASS PASSIVATED FAST RECOVERY BRIDGE RECTIFIER

### Features

- Glass Passivated Die Construction
- Low Forward Voltage Drop
- Surge Overload Rating to 30A Peak
- Ideally Suited for Automatic Assembly
- Miniature Package Saves Space on PC Boards
- **Lead Free Finish, RoHS Compliant (Note 4)**

### Mechanical Data

- Case: MiniDIP
- Case Material: Molded Plastic. UL Flammability Classification Rating 94V-0
- Terminals: Finish — Bright Tin. Plated Leads, Solderable per MIL-STD-202, Method 208
- Polarity: As Marked on Case
- Marking: Type Number
- Weight: 0.125 grams (approx.)

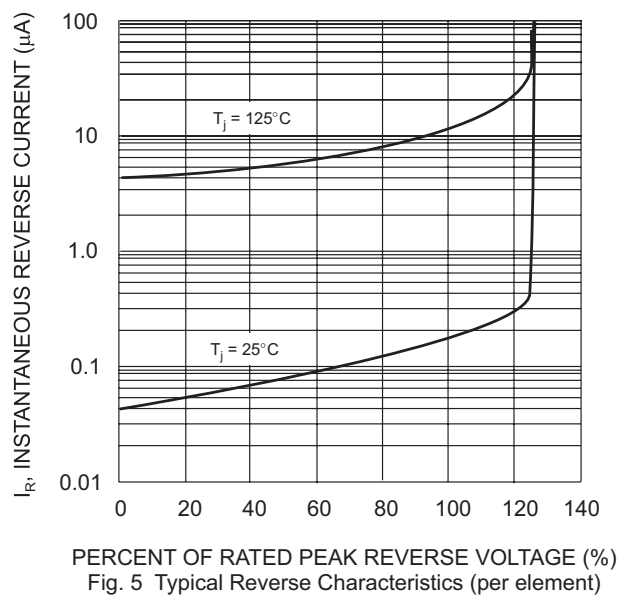
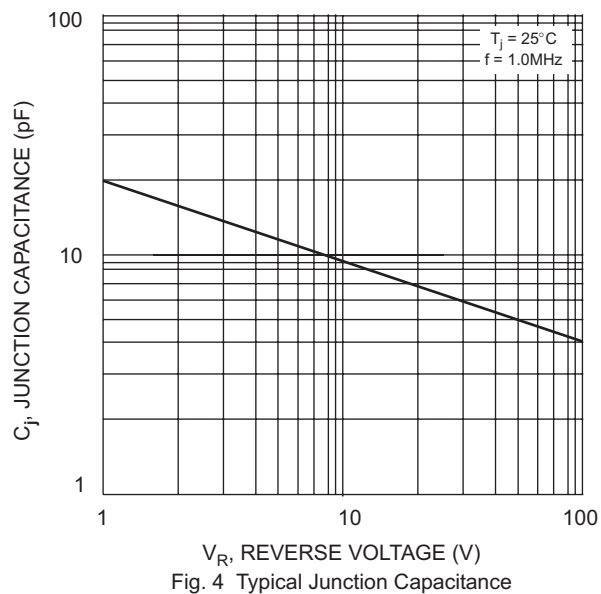
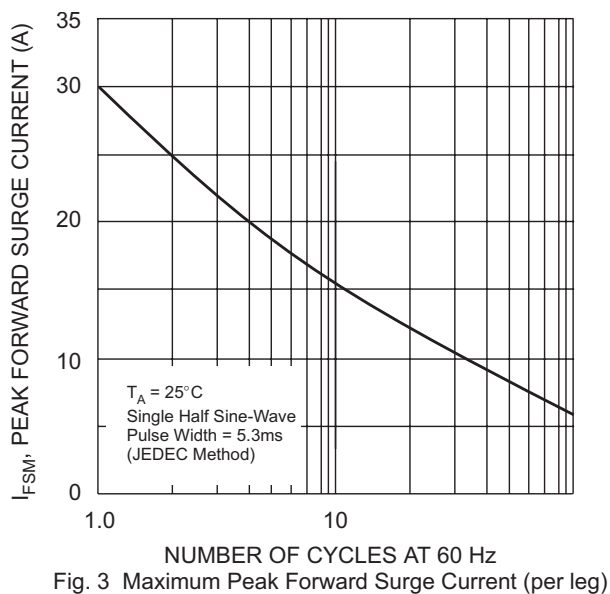
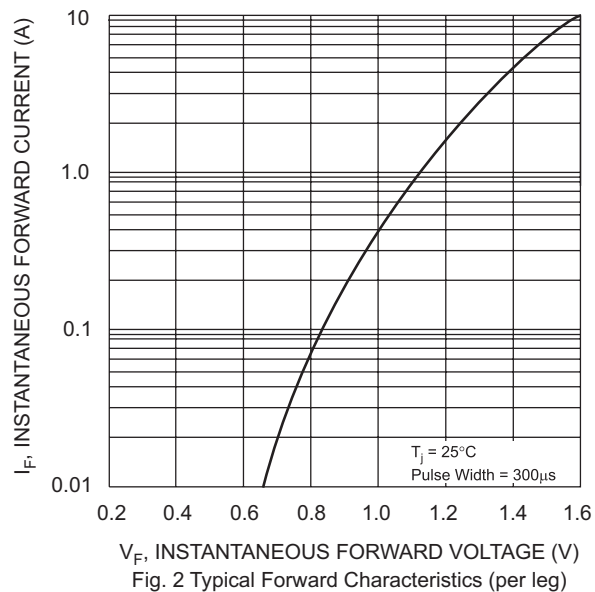
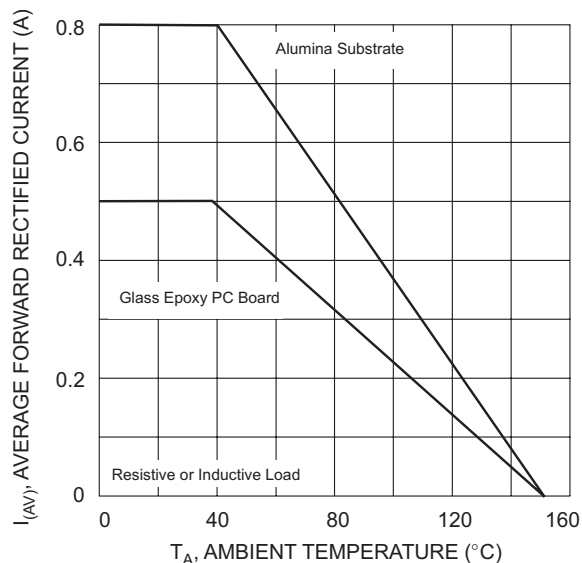


MiniDIP		
Dim	Min	Max
B	3.6	4.0
C	0.15	0.35
D	—	0.20
E	—	7.0
F	—	3.00
G	0.70	1.10
H	4.5	4.9
J	2.3	2.7
K	2.3	2.7
L	0.50	0.80
All Dimensions in mm		

### Maximum Ratings and Electrical Characteristics @ T<sub>A</sub> = 25°C unless otherwise specified

Characteristic	Symbol	RH02	RH04	RH06	Unit
Peak Repetitive Reverse Voltage Working Peak Reverse Voltage DC Blocking Voltage	$V_{RMM}$ $V_{RWM}$ $V_{DC}$	200	400	600	V
RMS Reverse Voltage	$V_{RMS}$	140	280	420	V
Average Forward Rectified Current (Note 1) $T_A = @ 40^{\circ}C$	$I_O$	0.5			A
Non-Repetitive Peak Forward Surge Current, 8.3 ms Single half-sine-wave Superimposed on Rated Load (JEDEC method)	$I_{FSM}$	30			A
Instantaneous Voltage Drop @ 0.4A (per element)	$V_F$	1.15			V
Peak Reverse Current at Rated @ $T_A = 25^{\circ}C$ DC Blocking Voltage (per element) @ $T_A = 125^{\circ}C$	$I_R$	5.0 100			$\mu A$
Maximum Reverse Recovery Time (Note 3)	$t_{rr}$	150	250		ns
Typical Junction Capacitance (per element) (Note 2)	$C_j$	13.0			pF
Typical Thermal Resistance, Junction to Ambient (Note 1)	$R_{\theta JA}$	85			K/W
Operating and Storage Temperature Range	$T_j, T_{STG}$	-55 to +150			$^{\circ}C$

- Notes:
1. Mounted on Glass Epoxy PC Board.
  2. Measured at 1.0 MHz and Applied Reverse Voltage of 4.0 V.
  3. t<sub>rr</sub> test conditions: I<sub>F</sub> = 0.5A, I<sub>R</sub> = 1.0A, I<sub>rr</sub> = 0.25A.
  4. RoHS revision 13.2.2003. Glass and High Temperature Solder Exemptions Applied, see EU Directive Annex Notes 5 and 7.



**Ordering Information** (Note 5)

Device	Packaging	Shipping
RH0x-T	MiniDIP	3000/Tape & Reel

Notes: 5. For Packaging Details, go to our website at <http://www.diodes.com/datasheets/ap02007.pdf>.