



Chipsmall Limited consists of a professional team with an average of over 10 year of expertise in the distribution of electronic components. Based in Hongkong, we have already established firm and mutual-benefit business relationships with customers from,Europe,America and south Asia,supplying obsolete and hard-to-find components to meet their specific needs.

With the principle of “Quality Parts,Customers Priority,Honest Operation,and Considerate Service”,our business mainly focus on the distribution of electronic components. Line cards we deal with include Microchip,ALPS,ROHM,Xilinx,Pulse,ON,Everlight and Freescale. Main products comprise IC,Modules,Potentiometer,IC Socket,Relay,Connector.Our parts cover such applications as commercial,industrial, and automotives areas.

We are looking forward to setting up business relationship with you and hope to provide you with the best service and solution. Let us make a better world for our industry!



Contact us

Tel: +86-755-8981 8866 Fax: +86-755-8427 6832

Email & Skype: info@chipsmall.com Web: www.chipsmall.com

Address: A1208, Overseas Decoration Building, #122 Zhenhua RD., Futian, Shenzhen, China



14 TURNS CERMET TRIMMERS

RJ-5

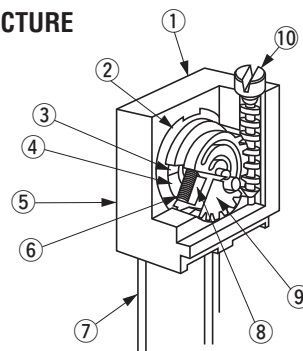
RoHS compliant



FEATURES

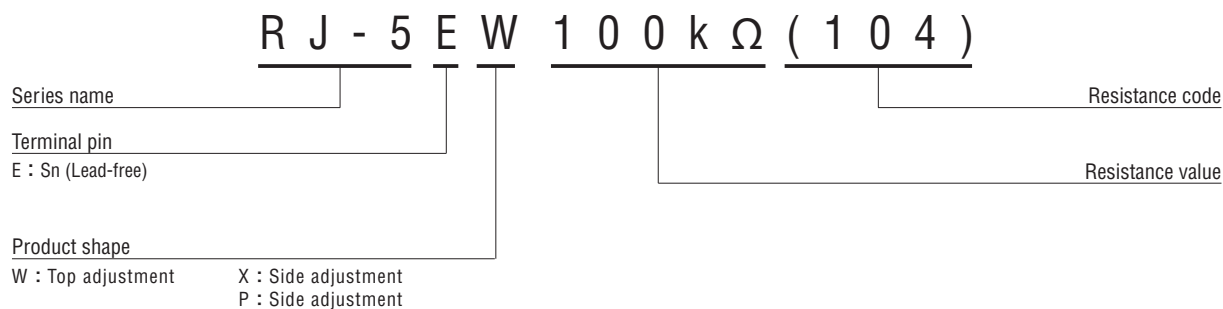
- RoHS compliant
- Fine setting is possible
- Sealed construction (Washable: Refer to 750)

INTERNAL STRUCTURE



	Part name	Material	Flammability
①	Housing	Polybutyleneterephthalate	UL94V-0
②	Base element	Ceramic	—
③	Electrode	Ag-Pd cermet	
④	Resistive element	RuO ₂ cermet	
⑤	Adhesive	Epoxy	
⑥	Wiper	Multi metal alloy	
⑦	Terminal pin	Copper, Tin-plated	
⑧	Rubber cushion	Silicone rubber	UL94HB
⑨	Rotor gear	Polyamide	
⑩	Shaft	Brass, Nickel-plated	—

PART NUMBER DESIGNATION







※Please refer to the LIST OF PART NUMBERS when placing orders.

RJ-5

CERMET TRIMMERS

LIST OF PART NUMBERS

Adjustment position	Shape of terminal (Top view)	Form of packaging	Pieces in package
		Plastic bag	
Top adjustment 		RJ-5EW	50 pcs./pack
Side adjustment (↑ Adjustment direction)		RJ-5EX	
		RJ-5EP	

ELECTRICAL CHARACTERISTICS

Nominal resistance range	10 Ω ~ 2 MΩ
Resistance tolerance	± 10 %
Power ratings	0.25 W (85 °C) 0 W (120 °C)
Resistance law	(B) Linear law
Maximum input voltage	DC200 V or power rating, whichever is smaller
Maximum wiper current	100 mA or power rating, whichever is smaller
Effective electrical turn	11 turns
End resistance	1 % or 2 Ω, whichever is greater
C.R.V.	1 % or 3 Ω, whichever is greater
Operating temp. range	-55 ~ 120 °C
Temp. coefficient	10 Ω ~ 50 Ω : ± 250 10 ⁻⁶ /°C maximum 100 Ω ~ 2 MΩ : ± 100 10 ⁻⁶ /°C maximum
Insulation resistance	1000 MΩ minimum (DC500 V)
Dielectric strength	AC600 V, 60 s
Net weight	Approx. 0.37 g

<Nominal resistance values>

↻10 Ω	↻20 Ω	50 Ω	100 Ω	200 Ω	500 Ω	1 kΩ	2 kΩ	5 kΩ
10 kΩ	20 kΩ	50 kΩ	100 kΩ	200 kΩ	500 kΩ	1 MΩ	2 MΩ	

Fig. 1

※ The above part numbers are all available with the respective combination of <Nominal resistance values> (Fig. 1).

※ Verify the above part numbers when placing orders.

The products indicated by ↻ mark are manufactured upon receipt of order basis.

MECHANICAL CHARACTERISTICS

Mechanical turn	14 turns
Operating torque	20 mN·m (204 gf·cm) maximum
Mechanical stop	Clutch action
Rotational life	200 cycles 10 Ω ~ 200 Ω [Δ R/R ≤ ± (0.5 Ω + 3 %)] 500 Ω ~ 2 MΩ [Δ R/R ≤ ± (0.5 Ω + 2 %)]
Terminal strength	10 N {1.02 kgf} minimum (Tensile strength)
Thrust to shaft	5 N (0.51 kgf) minimum
Solderability	245 ± 3 °C, 2 ~ 3 s

{ } : Reference only

ENVIRONMENTAL CHARACTERISTICS

Test item	Test conditions	Specifications
Thermal shock	-65 ~ 125 °C (0.5 h), 5 cycles	[Δ R/R ≤ 1 %] [S.S. ≤ 1 %]
Humidity	-10 ~ 65 °C (80 ~ 98 %), 10 cycles, 240 h	[Δ R/R ≤ 1 %]
Shock	981 m/s ² , 6 ms 6 directions for 3 times each	[Δ R/R ≤ 1 %] [S.S. ≤ 1 %]
Vibration	(Amplitude) 1.52 mm or (Acceleration) 196 m/s ² , 10 ~ 2000 Hz, 3 directions, 12 times each	
Load life	85 °C, 0.25 W, 1000 h	[Δ R/R ≤ 2 %] [S.S. ≤ 1 %]
Low temp. operation	-55 °C, 2 h	[Δ R/R ≤ 2 %] [S.S. ≤ 2 %]
High temp. exposure	120 °C, 250 h	
Immersion seal	85 °C, 60 s	No leaks (No continuous bubbles)
Soldering heat	Flow 260 ± 3 °C, 5 ~ 6 s, two times maximum Manual soldering 380 ± 10 °C, 3 ~ 4 s	[Δ R/R ≤ 1 %]

Δ R/R : Change in total resistance
S.S. : Setting stability

RJ-5

CERMET TRIMMERS

MAXIMUM INPUT RATINGS

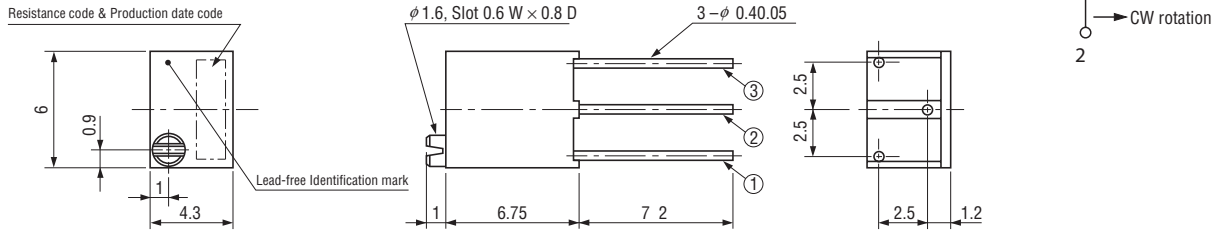
Nominal resistance values (Ω)	Resistance code	Maximum input voltage (V)	Maximum wiper current (mA)
<div style="display: flex; flex-direction: column; gap: 5px;"> ↻ 10 ↻ 20 50 100 200 500 </div>	<div style="display: flex; flex-direction: column; gap: 5px;"> 100 200 500 101 201 501 </div>	<div style="display: flex; flex-direction: column; gap: 5px;"> 1.00 2.00 3.53 5.00 7.07 11.1 </div>	<div style="display: flex; flex-direction: column; gap: 5px;"> 100 100 70.7 50.0 35.3 22.3 </div>
<div style="display: flex; flex-direction: column; gap: 5px;"> 1 k 2 k 5 k 10 k 20 k 50 k </div>	<div style="display: flex; flex-direction: column; gap: 5px;"> 102 202 502 103 203 503 </div>	<div style="display: flex; flex-direction: column; gap: 5px;"> 15.8 22.3 35.3 50.0 70.7 111 </div>	<div style="display: flex; flex-direction: column; gap: 5px;"> 15.8 11.1 7.07 5.00 3.53 2.23 </div>
<div style="display: flex; flex-direction: column; gap: 5px;"> 100 k 200 k 500 k 1 M 2 M </div>	<div style="display: flex; flex-direction: column; gap: 5px;"> 104 204 504 105 205 </div>	<div style="display: flex; flex-direction: column; gap: 5px;"> 158 200 200 200 200 </div>	<div style="display: flex; flex-direction: column; gap: 5px;"> 1.58 1.00 0.40 0.20 0.10 </div>

The products indicated by ↻ mark are manufactured upon receipt of order basis.

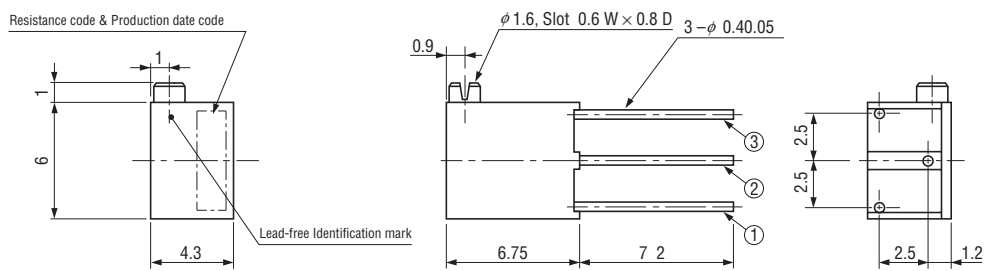
OUTLINE DIMENSIONS

Unless otherwise specified, tolerance: ± 0.3 (Unit: mm)

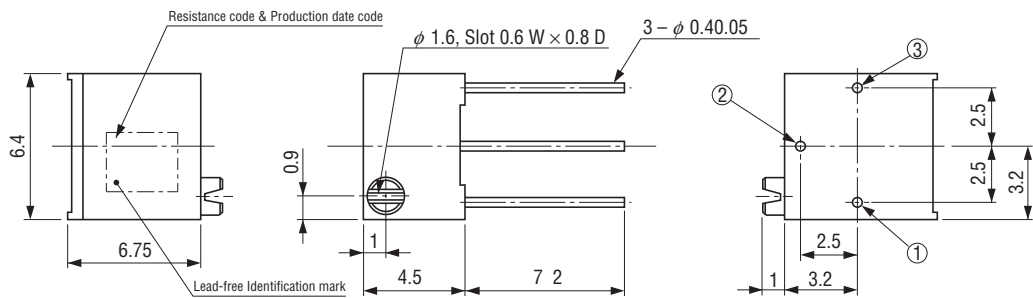
RJ-5EW Top adjustment



RJ-5EX Side adjustment



RJ-5EP Side adjustment



RJ-5

CERMET TRIMMERS

■ PACKAGING SPECIFICATIONS

<Bulk pack specifications>

- Unit of bulk in a plastic bag is 50 pcs. per pack.
- Boxing of bulk in a plastic bag is performed with 200 pcs. per box.