



Chipsmall Limited consists of a professional team with an average of over 10 year of expertise in the distribution of electronic components. Based in Hongkong, we have already established firm and mutual-benefit business relationships with customers from,Europe,America and south Asia,supplying obsolete and hard-to-find components to meet their specific needs.

With the principle of “Quality Parts,Customers Priority,Honest Operation,and Considerate Service”,our business mainly focus on the distribution of electronic components. Line cards we deal with include Microchip,ALPS,ROHM,Xilinx,Pulse,ON,Everlight and Freescale. Main products comprise IC,Modules,Potentiometer,IC Socket,Relay,Connector.Our parts cover such applications as commercial,industrial, and automotives areas.

We are looking forward to setting up business relationship with you and hope to provide you with the best service and solution. Let us make a better world for our industry!



Contact us

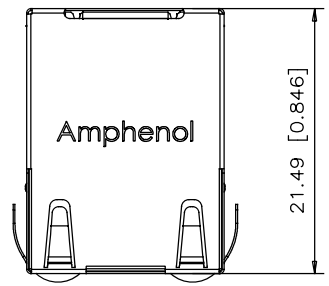
Tel: +86-755-8981 8866 Fax: +86-755-8427 6832

Email & Skype: info@chipsmall.com Web: www.chipsmall.com

Address: A1208, Overseas Decoration Building, #122 Zhenhua RD., Futian, Shenzhen, China



REVISIONS			
REV	DESCRIPTION, ECN, EAR NO.	DATE	APP'D
C	PROPOSAL DRAWING	APR25/12	L.CHAN
D	PROPOSAL DRAWING	MAY21/15	L.CHAN
E	UPDATE BACK WALL OF SHIELD; ADD SPECIAL LED CODE INSTRUCTION	FEB14/17	L.CHAN

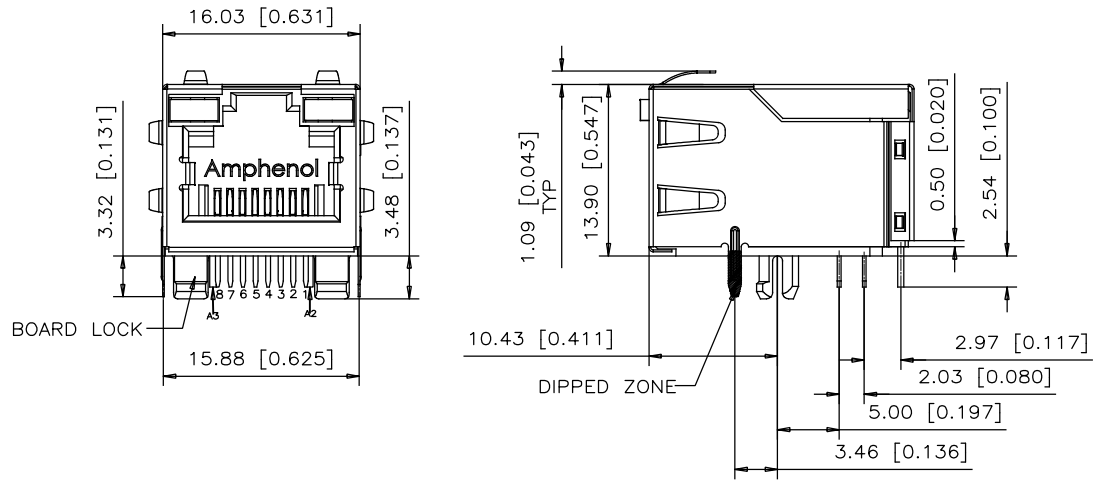


NOTES:

ELECTRICAL:

- VOLTAGE RATING: 125 VAC.
- CURRENT RATING: 1.25 AMP.
- INSULATING RESISTANCE: 500 MEGOHMS MINIMUM.
- DIELECTRIC STRENGTH: 1000 VAC RMS 60Hz, 1 MIN.
- CATEGORY 5e CHARACTERISTIC:

FREQUENCY MHz	NEAR-END CROSS TALK dB, MIN.	RETURN LOSS dB, MIN	INSERTION LOSS dB, MAX
1.0	65	30	0.1
4.0	65	30	0.1
8.0	64.9	30	0.1
10.0	63	30	0.1
16.0	58.9	30	0.2
20.0	57	30	0.2
25.0	55	30	0.2
31.25	53.1	30	0.2
62.5	47.1	24.1	0.3
100.0	43	20	0.4



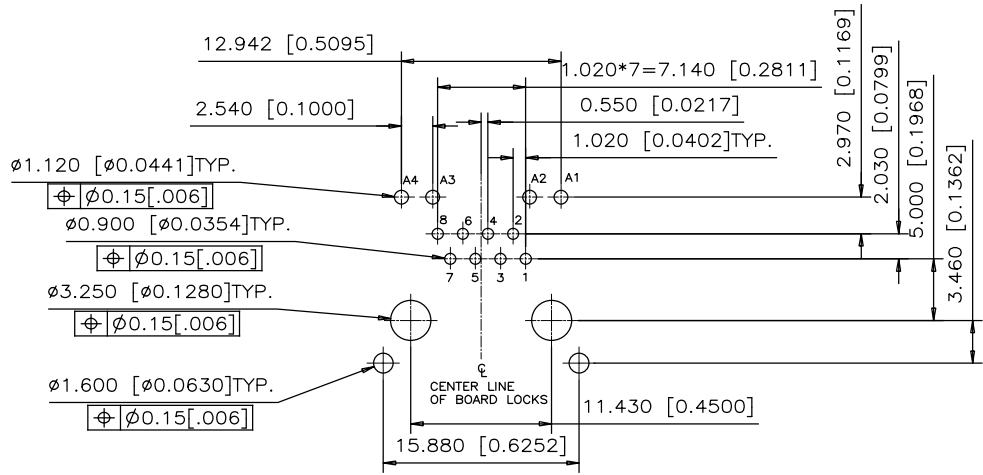
MECHANICAL:

- SHIELD: STAINLESS STEEL, WITH TIN-DIP ON SOLDER TABS.
- HOUSING: HIGH TEMP THERMOPLASTIC. UL 94V-0.
- CONTACT: COPPER ALLOY
SELECTIVE GOLD PLATING FOR MATING SURFACE,
50u" NICKEL UNDERPLATE
100u" MATTE TIN PLATING ON CONTACT SOLDER TAIL.

ENVIRONMENTAL:

- STORAGE: -40° TO +85°.
- OPERATION: -40° TO +85°.

MATES WITH MODULAR PLUG CONFORMING TO TIA-1096 STANDARD.
RECOMMENDED SOLDER PROCESS: WAVE SOLDER, PEAK TEMPERATURE 260° FOR 10 SECOND.



RECOMMENDED PCB HOLE LAYOUT
SEEN FROM COMPONENT SIDE
TOLERANCE: $\pm 0.05 [0.002]$

THIS DOCUMENT CONTAINS PROPRIETARY INFORMATION AND SUCH INFORMATION MAY NOT BE DISCLOSED TO OTHERS FOR ANY PURPOSE OR USED FOR MANUFACTURING PURPOSES WITHOUT WRITTEN PERMISSION FROM AMPHENOL CANADA CORP.

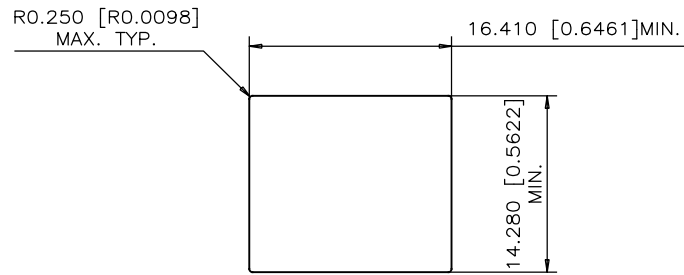
UNLESS SPECIFIED OTHERWISE	DRAWN HUGH WANG	MAY 09/12
PRIMARY UNITS MILLIMETERS	CHECKED LCHAN	MAY 09/12
SECONDARY INCHES	M.E. APP'D	
REFERENCE IN PARENTHESES	Q.A. APP'D	
GENERAL TOLERANCES FOR MM	DWG APP'D A.GREEN	MAY 09/12
1 DECIMAL PLACE ± 0.5	ENG. REL. NO.	
2 DECIMAL PLACES ± 0.38	REF.	
3 DECIMAL PLACES ± 0.10	THIRD ANGLE PROJECTION	DO NOT SCALE DRAWING

Amphenol Canada Corp.
www.amphenolcanada.com

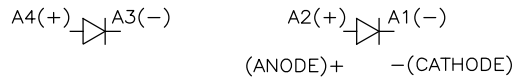
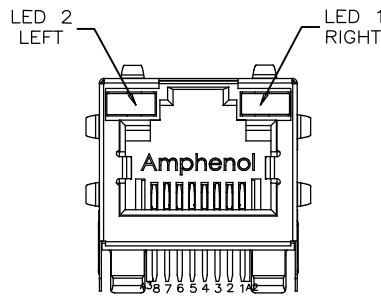
MODULAR JACK, SINGLE PORT, 8P8C,
SHIELDED, TAP UP TYPE WITH LED,
CAT 5e - RoHS COMPLIANT

DWG NO. P-RJE58-188-5XX1

CODE ID NO. 03554 DWG SIZEN/A SCALE FIT SHEET 1 OF 2



RECOMMENDED PANEL CUTOUT



REVISIONS			
REV	DESCRIPTION, ECN, EAR NO.	DATE	APP'D

AMPHENOL PART NUMBER DESCRIPTION

RJE58-188-5XX1

GOLD PLATING OPTION
 1=6u" GOLD PLATING
 2=15u" MIN. GOLD PLATING
 3=30u" MIN. GOLD PLATING
 4=50u" MIN. GOLD PLATING

LED SPECIFICATIONS:

FORWARD VOLTAGE: 1.6 VOLTS TYP.
 REVERSE VOLTAGE: 5.0 VOLTS MIN.
 LUMINOUS INTENSITY: 0.4 mCd MIN.
 (AT IF=2mA)
 STORAGE TEMPERATURE: -40° TO 85° C
 PLATING ON TAILS: TIN OR TIN/COPPER ALLOY OVER SILVER

LEGEND

BiC=BI-COLOR LED
 LOWC=LOW CURRENT LED
 YE=YELLOW
 GR=GREEN
 RE=RED
 OR=ORANGE

PRIMARY COLOR FOR BI-COLOR LEDS IN STANDARD ANODE/CATHODE CONFIGURATION IS:
 RED-GREEN= RED
 RED-YELLOW= RED
 GREEN-YELLOW= GREEN
 GREEN-ORANGE= GREEN

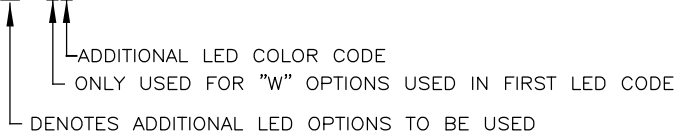
NOTE:

THE TWO DIGITS PRECEDING THE ADDITIONAL LED CODE MUST BE USED IN THE PART NUMBER, WHEN ORDERING ANY OF THE ADDITIONAL LED OPTIONS.

CODE	LED 2(LEFT)	LED 1(RIGHT)	CODE	LED 2(LEFT)	LED 1(RIGHT)	CODE	LED 2(LEFT)	LED 1(RIGHT)
0	BLOCKED	BLOCKED	9	GREEN	BLOCKED	J	BiC RD/GR	YELLOW
1	YELLOW	GREEN	A	BiC GR/YE	BiC GR/YE	K	YELLOW	BiC GR/OR
2	BLOCKED	GREEN	B	BiC RD/GR	BiC RD/GR	L	BiC GR/YE	RED
3	YELLOW	BLOCKED	C	BiC RD/GR	BiC GR/YE	M	RED	YELLOW
4	GREEN	YELLOW	D	GREEN	BiC GR/YE	N	BiC GR/RD	BiC GR/YE
5	GREEN	GREEN	E	YELLOW	BiC GR/YE	P	GREEN	BiC RD/GR
6	YELLOW	YELLOW	F	BiC GR/YE	YELLOW	R	BiC GR/OR	GREEN
7	RED	GREEN	G	BiC GR/OR	BiC GR/OR	T	RED	RED
8	GREEN	RED	H	BiC GR/YE	GREEN	V	BiC RD/GR	GREEN
			W	ADDITIONAL OPTIONS				

EXAMPLE OF ADDITIONAL LED OPTIONS:

PART NUMBER RJE58-188-54W1-0X



CODE	LED 2(LEFT)	LED 1(RIGHT)	CODE	LED 2(LEFT)	LED 1(RIGHT)	CODE	LED 2(LEFT)	LED 1(RIGHT)
0	DO NOT USE		5	BLOCKED	YELLOW	A	LOWC YE	LOWC YE
1	RED	BLOCKED	6	RED	BiC RD/GR	B	LOWC YE	LOWC GR
2	BiC GR/OR	YELLOW	7	BLOCKED	BiC RD/GR	C	LOWC GR	LOWC YE
3	YELLOW	RED	8	BiC RD/GR	BLOCKED	D	LOWC GR	LOWC GR
4	BLOCKED	RED	9	BiC GR/YE	BLOCKED	M	LOWC RD	LOWC YE
						E	GREEN	ORANGE
						F	ORANGE	GREEN
						G	BiC OR/GR	BiC OR/GR



THIS DOCUMENT CONTAINS PROPRIETARY INFORMATION AND SUCH INFORMATION MAY NOT BE DISCLOSED TO OTHERS FOR ANY PURPOSE OR USED FOR MANUFACTURING PURPOSES WITHOUT WRITTEN PERMISSION FROM AMPHENOL CANADA CORP.

UNLESS SPECIFIED OTHERWISE	DRAWN HUGH WANG	MAY 09/12
PRIMARY UNITS MILLIMETERS	CHECKED L.CHAN	MAY 09/12
SECONDARY INCHES	M.E. APP'D	
REFERENCE IN PARENTHESES	Q.A. APP'D	
GENERAL TOLERANCES FOR MM	DWG APP'D A.GREEN	MAY 09/12
1 DECIMAL PLACE ±0.5	ENG. REL. NO.	
2 DECIMAL PLACES ±0.38	REF.	
3 DECIMAL PLACES ±0.10	THIRD ANGLE PROJECTION	DO NOT SCALE DRAWING

Amphenol Canada Corp. www.amphenolcanada.com	
MODULAR JACK, SINGLE PORT, 8P8C, SHIELDED, TAP UP TYPE WITH LED, CAT 5e - RoHS COMPLIANT	
DWG NO. P-RJE58-188-5XX1	REV E
CODE ID NO. 03554	DWG SIZEN/A SCALE FIT SHEET 2 OF 2