



Chipsmall Limited consists of a professional team with an average of over 10 year of expertise in the distribution of electronic components. Based in Hongkong, we have already established firm and mutual-benefit business relationships with customers from,Europe,America and south Asia,supplying obsolete and hard-to-find components to meet their specific needs.

With the principle of “Quality Parts,Customers Priority,Honest Operation,and Considerate Service”,our business mainly focus on the distribution of electronic components. Line cards we deal with include Microchip,ALPS,ROHM,Xilinx,Pulse,ON,Everlight and Freescale. Main products comprise IC,Modules,Potentiometer,IC Socket,Relay,Connector.Our parts cover such applications as commercial,industrial, and automotives areas.

We are looking forward to setting up business relationship with you and hope to provide you with the best service and solution. Let us make a better world for our industry!



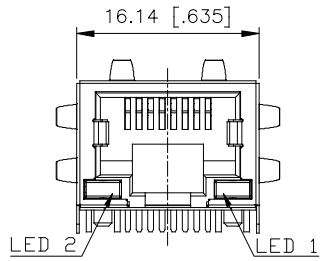
Contact us

Tel: +86-755-8981 8866 Fax: +86-755-8427 6832

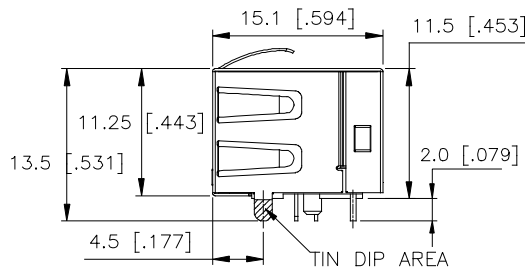
Email & Skype: info@chipsmall.com Web: www.chipsmall.com

Address: A1208, Overseas Decoration Building, #122 Zhenhua RD., Futian, Shenzhen, China

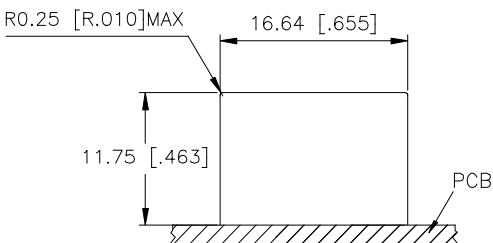




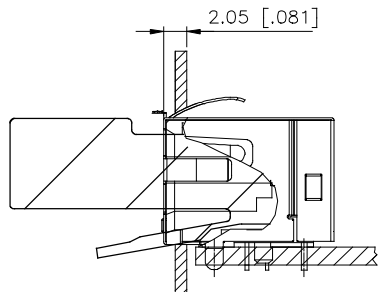
FRONT VIEW



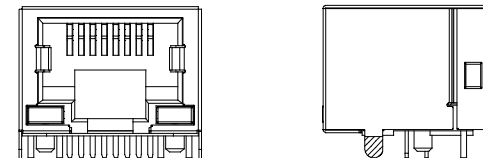
SIDE VIEW



RECOMMENDED CUTOUT



SHOWING CONNECTOR ON PCB



SHOWING FOR RJE73-188-00XXX
(WITHOUT SHIELD TABS)

REVISIONS				
SYM	ZONE	ECN, ERN NO.	DATE	APPRD.
A		PROPOSAL	FEB24/2012	L.CHAN
B		PROPOSAL	MAR05/2012	L.CHAN
C		CORRECT PCB LAYOUT	SEP12/2012	L.CHAN
D		ADD LED OPTIONS	MAY08/2013	L.CHAN
E		UPDATE THE PANEL CUTOUT	OCT31/2013	L.CHAN

1. MATERIALS:

PLASTIC HOUSING: HIGH TEMPERATURE THERMOPLASTIC
FLAMMABILITY RATING UL 94V-0
COLOUR: BLACK

CONTACTS:

PHOSPHOR BRONZE
PLATING: SELECTIVE GOLD PLATING ON MATING SURFACES SEE AMPHENOL PART NUMBER FOR DETAIL.
50 μ" [1.27 MICRONS] MIN. NICKEL UNDERPLATE
100 μ" [2.54 MICRONS] MIN. TIN ON CONTACT TAILS.

SHIELD: STAINLESS STEEL WITH TIN DIP ON SOLDER TAIL

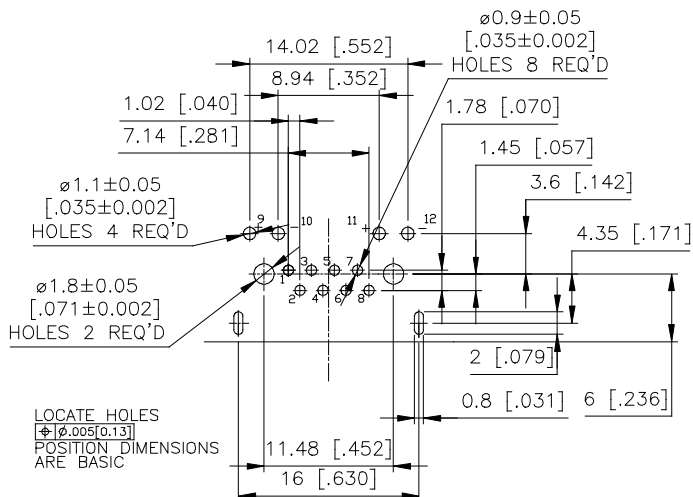
2. UNLESS OTHERWISE SPECIFIED DIMENSIONS ARE IN MILLIMETERS TOLERANCES ARE: 0.30MM.

MATES WITH MODULAR PLUG CONFORMING TO FCC PART 68, SUBPART F. RECOMMENDED SOLDER PROCESS: REFLOW SOLDER, PEAK TEMPERATURE 245° FOR 8~10 SECOND.

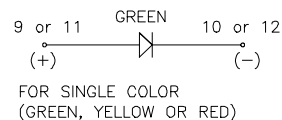
AMPHENOL PART NUMBER: RJE73-188-00XXX

GOLD PLATING OPTION
1=6u" GOLD PLATING
2=15u" GOLD PLATING
3=30u" GOLD PLATING
4=50u" GOLD PLATING

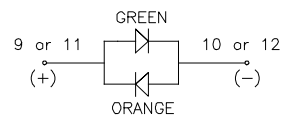
GROUND TABS OPTION
0=WITHOUT TAB
1=WITH SIDE AND TOP TABS
REFER TO LED OPTIONS DRAWING FOR ORDERING CODES



RECOMMENDED P.C.B LAYOUT
(COMPONENT SIDE OF BOARD
TOLERANCES: +/- 0.05[.002])



FOR SINGLE COLOR
(GREEN, YELLOW OR RED)



FOR BI-COLOR
(GREEN/ORANGE, GREEN/YELLOW AND GREEN/RED)

LED SCHEMATIC

DRAWN	Edwin.Qu	DATE	FEB24/2012
DESIGNED			
CHECKED	L.Chan	DATE	FEB24/2012
I. E. APPRD.			
Q. A. APPRD.			
DWG. APPRD.	Adrian	DATE	FEB24/2012
ENG. REL. NO.			
REF.			
DIMENSIONS ARE IN	mm [INCHES]	CODE ID. NO.	03554

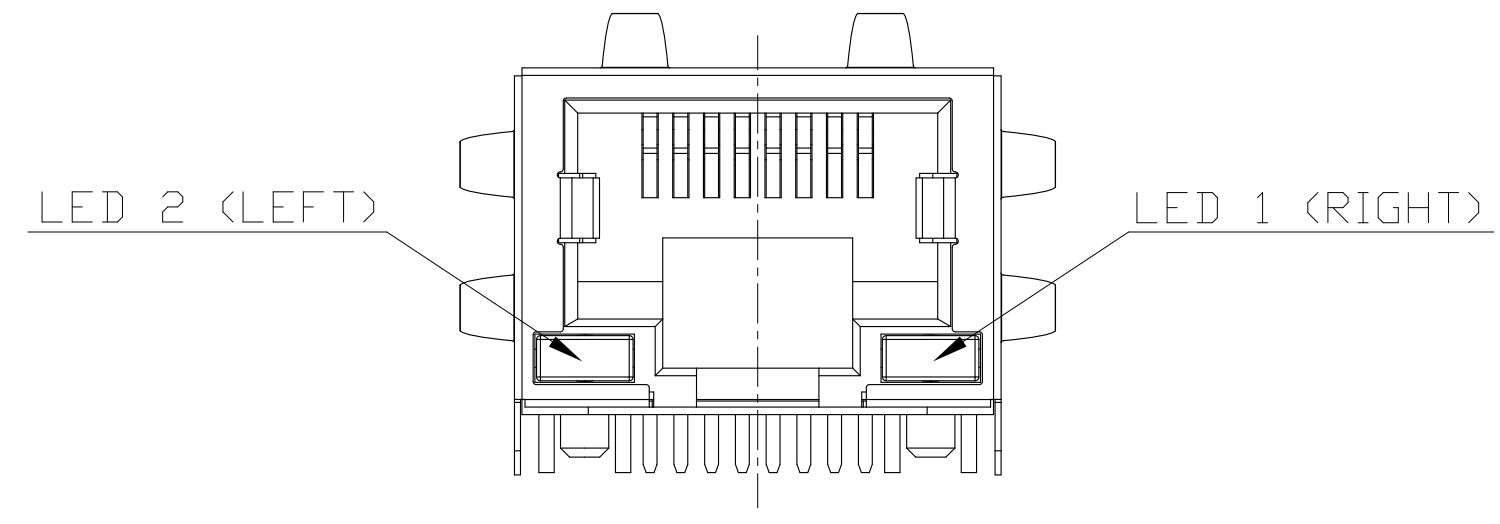
Amphenol Canada Corp.

TITLE
MODULAR JACK, 8 POSITIONS, 8 CONTACTS, SHIELDED, WITH LEADS, WITH TAPE & REEL PACKAGING - RoHS COMPLIANT

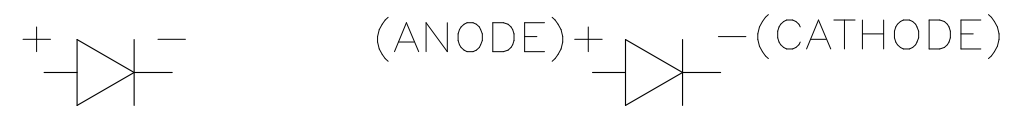
DWG	DRAWING NO.	REV.
	P-RJE73-188-00XXX	E
SCALE	WT. -----	SURF. -----
		SHEET 1 OF 1

THIS DOCUMENT CONTAINS PROPRIETARY INFORMATION AND SUCH INFORMATION MAY NOT BE DISCLOSED TO OTHERS FOR ANY PURPOSE OR USED FOR MANUFACTURING PURPOSES WITHOUT WRITTEN PERMISSION FROM AMPHENOL CANADA CORP.

REVISIONS				
SYM	ZONE	ECN, ERN NO.	DATE	APPRD.
A		PROPOSAL	MAR14/2012	L.CHAN



TYPICAL FOR SINGLE



LED SPECIFICATIONS:
 FORWARD VOLTAGE: 2.1 VOLTS TYP.
 REVERSE VOLTAGE: 5.0 VOLTS MIN.
 LUMINOUS INTENSITY: 0.5 mCd MIN.
 (AT If=2mA)
 STORAGE TEMPERATURE: -40° TO 85° C
 LEAD SOLDERING TEMPERATURE: 260° C
 (5 SEC, 1/16" FROM CASE)
 PLATING ON TAILS: TIN OR TIN/COPPER
 ALLOY OVER SILVER

EXAMPLE:
 PART NUMBER: RJE73-188-00XXX
 LED COLOR CODE



PRIMARY COLOR FOR BI-COLOR
 LEDS IN STANDARD ANODE/
 CATHODE CONFIGURATION IS:
 RED-GREEN= RED
 RED-YELLOW= RED
 GREEN-YELLOW= GREEN
 GREEN-ORANGE= GREEN

CODE	LED 2 (LEFT)	LED 1 (RIGHT)	CODE	LED 2 (LEFT)	LED 1 (RIGHT)	CODE	LED 2 (LEFT)	LED 1 (RIGHT)
0	BLOCKED	BLOCKED	9	GREEN	BLOCKED	J	BiC RD/GR	YELLOW
1	YELLOW	GREEN	A	BiC GR/YE	BiC GR/YE	K	YELLOW	BiC GR/OR
2	BLOCKED	GREEN	B	BiC RD/GR	BiC RD/GR	L	BiC GR/YE	RED
3	YELLOW	BLOCKED	C	BiC RD/GR	BiC GR/YE	M	RED	YELLOW
4	GREEN	YELLOW	D	GREEN	BiC GR/YE	N	BiC GR/RD	BiC GR/YE
5	GREEN	GREEN	E	YELLOW	BiC GR/YE	P	GREEN	BiC RD/GR
6	YELLOW	YELLOW	F	BiC GR/YE	YELLOW	R	BiC GR/OR	GREEN
7	RED	GREEN	G	BiC GR/OR	BiC GR/OR	T	RED	RED
8	GREEN	RED	H	BiC GR/YE	GREEN	V	BiC RD/GR	GREEN

LEGEND
 BiC=BI-COLOR LED
 LOWC=LOW CURRENT LED
 YE=YELLOW
 GR=GREEN
 RD=RED
 OR=ORANGE

NOTE:
 THE TWO DIGITS PRECEDING THE
 ADDITIONAL LED CODE MUST BE
 USED IN THE PART NUMBER, WHEN
 ORDERING ANY OF THE ADDITIONAL
 LED OPTIONS.

DRAWN	Edwin.Qu	DATE	MAR14/2012
DESIGNED			
CHECKED	L.Chan	DATE	MAR14/2012
I. E. APPRD.			
Q. A. APPRD.			
DWG. APPRD.	Adrian	DATE	MAR14/2012
ENG. REL. NO.			
REF.			
DIMENSIONS ARE IN	CODE ID. NO.		
mm[INCHES]	03554		

Amphenol Canada Corp.

TITLE
LED OPTIONS FOR RJE73

DWG	DRAWING NO.	REV.
	P-RJE73-LEDs	A
SCALE	WT. -----	SURF. -----
		SHEET 1 OF 1

THIS DOCUMENT CONTAINS PROPRIETARY INFORMATION AND SUCH INFORMATION
 MAY NOT BE DISCLOSED TO OTHERS FOR ANY PURPOSE OR USED FOR MANUFACTURING
 PURPOSES WITHOUT WRITTEN PERMISSION FROM AMPHENOL CANADA CORP.