



Chipsmall Limited consists of a professional team with an average of over 10 year of expertise in the distribution of electronic components. Based in Hongkong, we have already established firm and mutual-benefit business relationships with customers from,Europe,America and south Asia,supplying obsolete and hard-to-find components to meet their specific needs.

With the principle of “Quality Parts,Customers Priority,Honest Operation,and Considerate Service”,our business mainly focus on the distribution of electronic components. Line cards we deal with include Microchip,ALPS,ROHM,Xilinx,Pulse,ON,Everlight and Freescale. Main products comprise IC,Modules,Potentiometer,IC Socket,Relay,Connector.Our parts cover such applications as commercial,industrial, and automotives areas.

We are looking forward to setting up business relationship with you and hope to provide you with the best service and solution. Let us make a better world for our industry!



## Contact us

Tel: +86-755-8981 8866 Fax: +86-755-8427 6832

Email & Skype: info@chipsmall.com Web: www.chipsmall.com

Address: A1208, Overseas Decoration Building, #122 Zhenhua RD., Futian, Shenzhen, China



# Type RJS

## Telecom - Power Cross Protection & Ballast Protection

**HF** **Pb** RJS Series

RoHS 6 Compliant

### Description

RJS Fuses are primarily intended for use in telecommunication circuit applications requiring low current protection with high surge tolerance. They are typically used to replace heat coil type devices. They are designed to be placed between the line input and the surge arresting components (mov. gas tube, zenor diode, air gaps, etc.)

These fuses will withstand transient surge currents generated by lighting in accordance with the attached table.

RJS fuses guard protected circuitry against sustained overload or short circuit conditions. Such sustained overloads may be generated by accidental contact between utility cables and phone lines (power line cross).

RJS Fuse are primarily designed for use in telecommunications circuits which require compliance with the test requirements specified in UL/IEC 1950 / 60950 and Telcordia GR 1089, Issue 3.

### Features

- Radial lead surge resistant slow blow fuse
- Meet UL 60950 power cross requirements
- Designed for compliance with Telcordia GR-1089-CORE
- Designed to serve the requirements of a wide range of telecommunication and networking equipment.
- RoHS 6 compliant
- Halogen Free
- Leadfree

### Applications

- Fax machines
- Answering machines
- Telecommunication circuit
- Ballast protection

LEAD FREE = **Pb**  
HALOGEN FREE = **HF**



### Physical Specifications

Materials	Body : Glass
	Leads : Matte Tin Plated Copper, Diameter 0.032"
Marking	On Fuse :
	"bel", "RJS", "Current Rating", "Voltage Rating",
	"Appropriate Safety Logos", " ✓ " (RoHS 6 compliant)
	On Label :
	"bel", "RJS", "Current Rating", "Voltage Rating", "Interrupting Rating",
	"Appropriate Safety Logos" and " ⚡ ", " Ⓢ " (China RoHS compliant).

### Electrical Characteristics(UL/CSA STD.248-14)

Testing Current	Blow Time	
	Minimum	Maximum
100%	4 Hrs.	N/A
135%	N/A	1 Hr
200%	3 sec	20 sec
500%	100 msec	1.5 sec
1000%	30 msec	300 msec

### Safety Agency Approvals

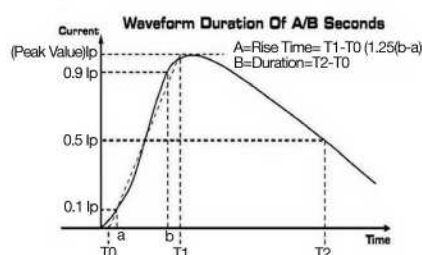
SAFETY AGENCY	SAFETY AGENCY CERTIFICATE NUMBER	POWER FACTOR	VOLTAGE RATING (V)	AMPERE RANGE / VOLT @ I.R. ABILITY*	INTENDED APPLICATION
UL	E20624	0.7-0.8	100mA-5A/ 600V AC	100mA-5A/125V AC @10,000A	General Purpose
		0.7-0.8		100mA-5A/250V AC @200A	Primary Protection
CSA	LR39772	Resistive		100mA-5A/350V AC @100A	Ballast Protection
		Resistive		100mA-5A/600V AC @60A	Telecom Protection
				100mA-5A/600V AC @100A	General Purpose Telecom Protection

\* I.R. = INTERRUPTING RATING = SHORT CIRCUIT RATING (AMPS)

### Power Cross (Telecom) Rating (Fuse Rated 0.1 - 1.5A)

Overload Current	Voltage	Clearing Time Limit
135% Fuse Rating	600V	Less than 1 hour
200% Fuse Rating	600V	Less than 20 seconds
2.2A	600V	Less than 10 minutes
7A	600V	Less than 1 second
40A	600V	Less than 50 msec
60A	600V	Less than 20 msec

### Double - exponential Impulse Waveform



Specifications subject to change without notice



Bel Fuse Inc.  
206 Van Vorst Street  
Jersey City, NJ 07302 USA

+1 201.432.0463  
techhelp@belf.com  
[belfuse.com](http://belfuse.com)

# Type RJS

## Telecom - Power Cross Protection & Ballast Protection



HF  RJS Series

RoHS 6 Compliant

### Environmental Specifications

Shock Resistance	MIL-STD-202G, Method 213B, Test Condition 1 (100 G's peak for 6 milliseconds; Sawtooth waveform)
Vibration Resistance	MIL-STD-202G, Method 201A(10-55 Hz, 0.06 inch, total excursion).
Salt Spray Resistance	MIL-STD-202G, Method 101E, Test Condition B(48 hrs).
Insulation Resistance	MIL-STD-202G, Method 302, Test Condition A (After Opening) 10,000 ohms minimum.
Solderability	MIL-STD-202G, Method 208H
Resistance to solder Heat	MIL-STD-202G, Method 210F, Test Condition B.(260+/-5 °C, 10+/-1 sec)
Thermal Shock	MIL-STD-202G, Method 107G, Test Condition B (-65 °C to +125 °C)
Operating Temperature	-55 °C to +125 °C
Terminal Strength	IEC-68-2-21

### Electrical Specifications

Catalog Number	Ampere Rating	Typical Cold Resistance (ohm)	Volt-drop @100% In (Volt) max.	Voltage and Interrupting Ratings	Melting I <sup>2</sup> T <10m Sec (A <sup>2</sup> Sec)	Melting I <sup>2</sup> T @10 In (A <sup>2</sup> Sec)	Peak Surge Current (Amp) 50 Pulses 1,000V 10uS x 1000uS	Maximum Power Dissipation (W)	Agency Approvals	
										
RJS 100-R	100mA	17.5	2.76	See Table of Safety Approvals on Page 1 for Voltage and associated Interrupting Ratings	0.09	0.11	6	0.41	Y	Y
RJS 125-R	125mA	11.5	2.30		0.13	0.17	8	0.43	Y	Y
RJS 160-R	160mA	7.10	2.01		0.21	0.26	10	0.46	Y	Y
RJS 200-R	200mA	4.94	1.56		0.33	0.41	13	0.49	Y	Y
RJS 250-R	250mA	3.20	1.26		0.51	0.64	16	0.53	Y	Y
RJS 300-R	300mA	2.16	1.16		0.8	1.0	20	0.56	Y	Y
RJS 350-R	350mA	1.77	1.10		1.0	1.3	24	0.58	Y	Y
RJS 400-R	400mA	1.48	0.91		1.2	1.6	29	0.60	Y	Y
RJS 500-R	500mA	0.82	0.65		1.9	2.4	36	0.64	Y	Y
RJS 600-R	600mA	0.62	0.59		3.0	3.8	46	0.68	Y	Y
RJS 700-R	700mA	0.50	0.58		3.8	4.8	54	0.70	Y	Y
RJS 750-R	750mA	0.435	0.55		4.3	5.5	58	0.71	Y	Y
RJS 1-R	1A	0.248	0.39		7.4	9.3	80	0.77	Y	Y
RJS 1.25-R	1.25A	0.166	0.33		12	15	100	0.82	Y	Y
RJS 1.5-R	1.5A	0.121	0.29		17	21	120	0.86	Y	Y
RJS 2-R	2A	0.080	0.26		28	36	155	0.93	Y	Y
RJS 2.5-R	2.5A	0.056	0.24		44	56	190	0.99	Y	Y
RJS 3-R	3A	0.043	0.22		69	87	230	1.06	Y	Y
RJS 4-R	4A	0.027	0.18		108	136	300	1.13	Y	Y
RJS 5-R	5A	0.020	0.16		169	212	370	1.20	Y	Y

Consult manufacturer for other ratings

Specifications subject to change without notice



Bel Fuse Inc.  
206 Van Vorst Street  
Jersey City, NJ 07302 USA

+1 201.432.0463  
techhelp@belf.com  
[belfuse.com](http://belfuse.com)

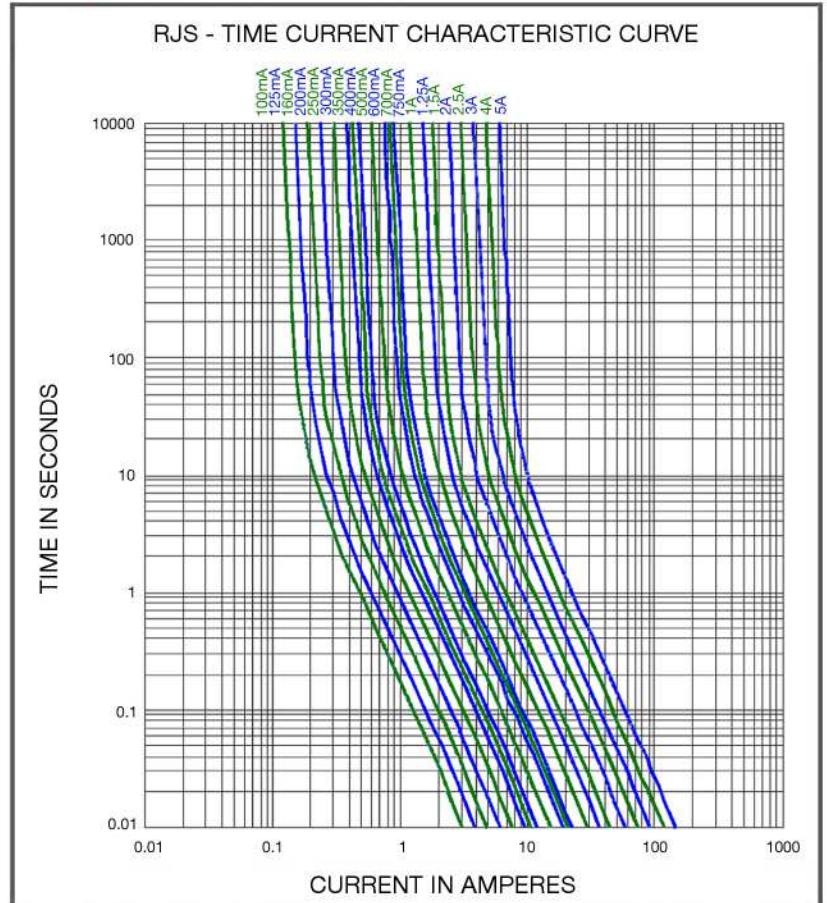
# Type RJS

## Telecom - Power Cross Protection & Ballast Protection

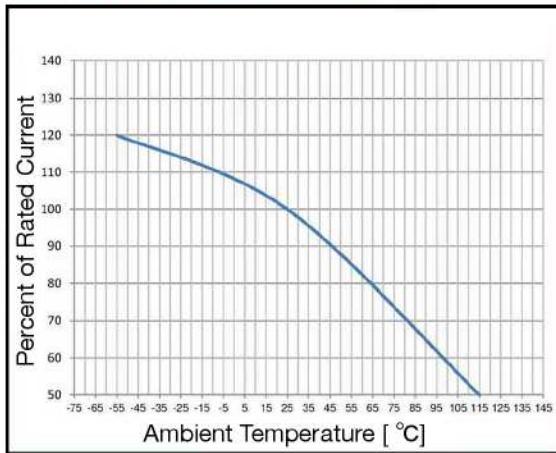
HF  $\text{Pb}$  RJS Series

RoHS 6 Compliant

### Average Time Current Curve

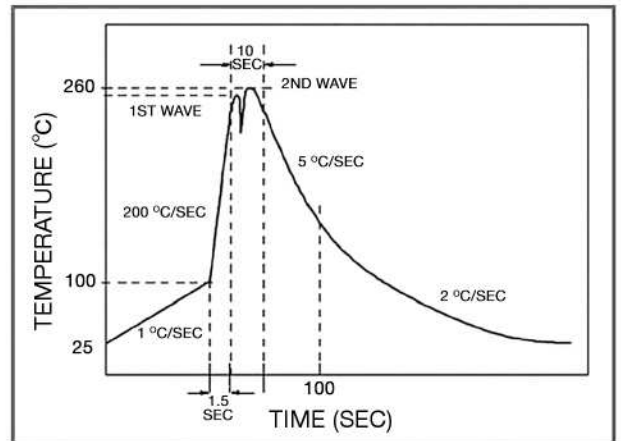


### Temperature Derating Curve



### Soldering Parameters

Lead-free Wave Soldering Profile	
Wave Soldering Parameter	
Average ramp-up rate	200 °C / second
Heating rate during preheat	typical 1 - 2 °C / second Max 4 °C / second
Final preheat temperature	within 125 °C of soldering temperature
Peak temperature $T_p$	260 °C
Time within +0 °C / -5 °C of actual peak temperature	10 seconds
Ramp-down rate	5 °C / second max.



Specifications subject to change without notice



Bel Fuse Inc.  
206 Van Vorst Street  
Jersey City, NJ 07302 USA

+1 201.432.0463  
techhelp@belf.com  
[belfuse.com](http://belfuse.com)

# Type RJS

## Telecom - Power Cross Protection & Ballast Protection

HF  RJS Series

RoHS 6 Compliant

### Fuse FGNO Explanation

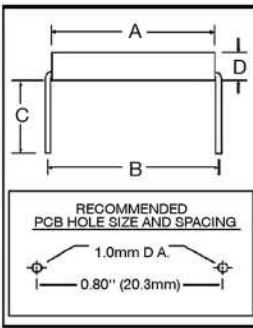
0643 R [XXXX] - XX

0643R=RJS; [XXXX]=Ampere Rating; XX=See Ordering Information as below

Fraction	Decimal	Milliamps	Bel FGNO[XXXX]	Fraction	Decimal	Amps	Bel FGNO[XXXX]
1/10	0.100	100	0100		1.0	1	1000
1/8	.125	125	0125	1-1/4	1.25	1.25	1250
	.160	160	0160	1-1/2	1.50	1.5	1500
2/10	.200	200	0200		2.0	2	2000
1/4	.250	250	0250	2-1/2	2.5	2.5	2500
3/10	.300	300	0300		3.0	3	3000
35/100	.350	350	0350		4.0	4	4000
4/10	.400	400	0400		5.0	5	5000
1/2	.500	500	0500				
6/10	.600	600	0600				
7/10	.700	700	0700				
3/4	.750	750	0750				

### Mechanical Dimensions

	Standard Lead	Short Lead
A	0.76"±0.01" (19.3±0.2mm)	0.76"±0.01" (19.3±0.2mm)
B	0.80"±0.05 (20.3±1.27mm)	0.80"±0.05 (20.3±1.27mm)
C	0.4" Typical (10.0mm)	0.134"±0.01" (3.4±0.25mm)   0.11"±0.01" (2.8±0.25mm)
D	0.18" max (4.6mm)	0.18" max (4.6mm)



RECOMMENDED PCB HOLE SIZE AND SPACING  
1.0mm D A.  
0.80" (20.3mm)

\*Diameter lead 0.032" for all ratings

### Ordering Information

0643 R XXXX - X X

FUSE TYPE \_\_\_\_\_  
0643R = RJS Series

R = RoHS Compliant \_\_\_\_\_

AMPERE RATING \_\_\_\_\_  
Refer to fuse FGNO explanation table

LEAD LENGTH / PACKAGING \_\_\_\_\_  
0 = Std length, 0.400In., 2K/Box  
1 = Short length, 0.11 In., 500/Box  
2 = Short length, 0.134 In., 500/Box

LEAD LENGTH / PACKAGING \_\_\_\_\_  
2 = 0.800 INCH

### Packaging

Packaging Option	Packaging Specification	Quantity	Packaging Code	Inside Tape Spacing
Bulk (Short lead-0.11"±0.01")	N/A	500	12	N/A
Bulk (Short lead-0.134"±0.01")	N/A	500	22	N/A
Bulk (Standard lead)	N/A	2000	02	N/A

Specifications subject to change without notice



Bel Fuse Inc.  
206 Van Vorst Street  
Jersey City, NJ 07302 USA

+1 201.432.0463  
techhelp@belf.com  
[belfuse.com](http://belfuse.com)