



Chipsmall Limited consists of a professional team with an average of over 10 year of expertise in the distribution of electronic components. Based in Hongkong, we have already established firm and mutual-benefit business relationships with customers from,Europe,America and south Asia,supplying obsolete and hard-to-find components to meet their specific needs.

With the principle of “Quality Parts,Customers Priority,Honest Operation,and Considerate Service”,our business mainly focus on the distribution of electronic components. Line cards we deal with include Microchip,ALPS,ROHM,Xilinx,Pulse,ON,Everlight and Freescale. Main products comprise IC,Modules,Potentiometer,IC Socket,Relay,Connector.Our parts cover such applications as commercial,industrial, and automotives areas.

We are looking forward to setting up business relationship with you and hope to provide you with the best service and solution. Let us make a better world for our industry!



## Contact us

Tel: +86-755-8981 8866 Fax: +86-755-8427 6832

Email & Skype: info@chipsmall.com Web: www.chipsmall.com

Address: A1208, Overseas Decoration Building, #122 Zhenhua RD., Futian, Shenzhen, China



*Now you're connected!*

### About Amphenol Commercial Products

Amphenol's commercial connector products are used in a variety of end user applications including networking, telecom, server & computer, storage & HDD, consumer electronics and entertainment, professional audio & Industrial & Military/Aerospace.

### Related Products

#### RJSSE

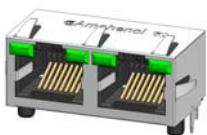


P/N RJSSE-5381 SHOWN  
SINGLE PORT, 8 POSITION,  
WITH SHIELD AND LIGHT PIPE


#### RJHSE



P/N RJHSE-3081 SHOWN  
SINGLE PORT VERTICAL MOUNT,  
NO SHIELD, WITH LEDs



P/N RJHSE-5385-02 SHOWN  
TWO PORT REGULAR MOUNT,  
WITH SHIELD AND LEDs



### Overview

This product specification defines the general use and performance parameters for Amphenol's RJSNE series of modular jacks.

Availability: 2x4 ports available with a wide variety of LED and shielding options.

### Usage

The RJSNE series of modular jacks supports Ethernet Protocols. Shielding available for increased EMI performance and LEDs for Link Activity and Network Speed verification.

### Applications

Intended for use in applications such as:

#### Networking & Telecom

- Wireless (WiMAX)
- Network servers
- Hubs, routers, switches

#### Office & Home Equipment

- PC's, Laptops, Copiers/Printers
- Telephones, modems
- Surge Protectors
- ATMs, Vending Machines

#### Consumer Goods

- Security Systems
- Set Top Boxes
- Video Game Systems

#### Miscellaneous

- Multi-Media Equipment
- Industrial Equipment
- POS Terminals



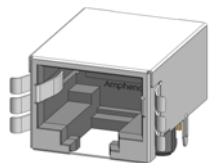
# Now you're connected!

## About Amphenol Commercial Products

Amphenol's commercial connector products are used in a variety of end user applications including networking, telecom, server & computer, storage & HDD, consumer electronics and entertainment, professional audio & Industrial & Military/Aerospace.

## Related Products

### RJULE



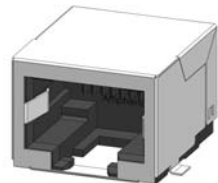
P/N RJULE-4X182-01 SHOWN  
SINGLE PORT REGULAR MOUNT,  
STANDARD SHIELD WITH SMT

### FRJAE



P/N FRJAE-418 SHOWN  
SINGLE PORT, 8 POSITION,  
WITH FERRITE FILTER AND  
SHIELD (FRONT TABS)

### RJLSE



P/N RJLSE-41181-01 SHOWN  
SINGLE PORT REGULAR MOUNT,  
STANDARD SHIELD WITH SMT

## Electrical Characteristics

Contact resistance:	20 mΩ max.
Insulation resistance:	500 MΩ minimum at 500V DC for 2 minutes max.
Current rating:	1.5 Amps
Voltage rating:	125 Volts AC
DWV	1000 VAC, 60 Hz. 1 min.
LED forward DC current:	20mA typical
LED forward Voltage:	1.9 Volts max. @ 2mA (for single colors) 2.6 Volts max. @ 20mA (for Bi-colors)
LED reverse voltage:	5 Volts minimum
LED light intensity:	0.4 to 1.5 mcd @ 2mA (for single colors) 0.5 mcd min. @ 2mA (for Bi-colors)
LED wave length:	Yellow: 587± 7 nm measured @ 20mA Green: 565± 6 nm measured @ 20mA Red: 625± 5 nm measured @ 20mA

## Mechanical Characteristics

Mating connector insertion force: 5.0 lbs. Maximum.  
Mating connector pull retention force: 20 lbs Minimum.  
Durability: 750 mating & unmating cycles  
Recommended soldering temperature: Wave soldering peaked at 260° C for 5 seconds maximum.  
Operating temperature: -40° C to +85° C

## Material Requirements

RJSNE connectors are RoHS compliant.

Unless otherwise specified, the materials for each component shall be:

Insulator:

- Engineering thermoplastic. Complies with UL 94V-0, Black color

Contacts:

- Phosphor Bronze hard temper with gold thickness options (6μ", 15μ", 30μ", 50μ") over 50μ" minimum Nickel on contact mating area.
- 100μ" minimum matte tin plating on soldering tail

Shield:

- Copper alloy, Nickel plated with tin dipped tail or stainless steel with tin dipped tail.

LED:

- Pure Tin plating on LED tail

## Available Documents

### Drawing Numbers:

P-RJSNE-X38X-X8X	2X4 ports stackable modular jack, shielded, 8 position, 8 contacts, with tail length option and LED option.
P-RJSNE-X08X-X8X	2X4 ports stackable modular jack, 8 position, 8 contacts, with tail length option and LED option.

Contact factory or Authorized Amphenol representative for additional configurations