



Chipsmall Limited consists of a professional team with an average of over 10 year of expertise in the distribution of electronic components. Based in Hongkong, we have already established firm and mutual-benefit business relationships with customers from,Europe,America and south Asia,supplying obsolete and hard-to-find components to meet their specific needs.

With the principle of “Quality Parts,Customers Priority,Honest Operation,and Considerate Service”,our business mainly focus on the distribution of electronic components. Line cards we deal with include Microchip,ALPS,ROHM,Xilinx,Pulse,ON,Everlight and Freescale. Main products comprise IC,Modules,Potentiometer,IC Socket,Relay,Connector.Our parts cover such applications as commercial,industrial, and automotives areas.

We are looking forward to setting up business relationship with you and hope to provide you with the best service and solution. Let us make a better world for our industry!



Contact us

Tel: +86-755-8981 8866 Fax: +86-755-8427 6832

Email & Skype: info@chipsmall.com Web: www.chipsmall.com

Address: A1208, Overseas Decoration Building, #122 Zhenhua RD., Futian, Shenzhen, China



- Features:
- Inner terminations engineered to deter sulfur contamination
 - Non-standard resistance values available
 - Operating temp range from -55°C to +155°C
 - Zero ohm available (max resistance 0.05Ω)
 - RoHS compliant

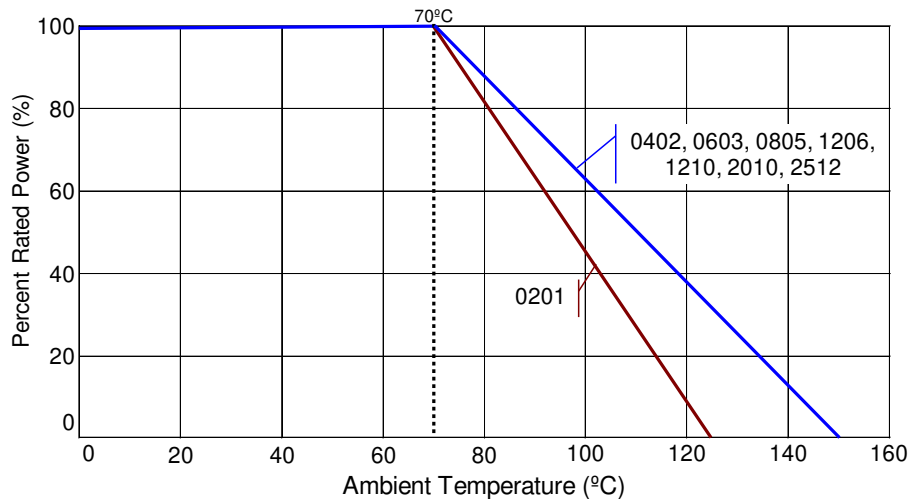


Electrical Specifications								
Type / Code	Power Rating (Watts) @ 70°C	Maximum Working Voltage ⁽¹⁾	Maximum Overload Voltage ⁽²⁾	Maximum Current Jumper (Amp)	Resistance Temperature Coefficient	Ohmic Range (Ω) and Tolerance		
						0.5%	1%	5%
RMCS0201	0.05W	25V	50V	1 amp	± 200 ppm/°C	-	1 - 10M	
RMCS0402	0.063W	50V	100V	1 amp	± 200 ppm/°C	1 - 9.76		
					± 100 ppm/°C	10 - 1M		
					± 200 ppm/°C	1.02M - 10M		
RMCS0603	0.1W	50V	100V	1 amp	± 200 ppm/°C	1 - 9.76		
					± 100 ppm/°C	10 - 1M		
					± 200 ppm/°C	1.02M - 10M		
RMCS0805	0.125W	150V	300V	2 amps	± 200 ppm/°C	1 - 9.76		
					± 100 ppm/°C	10 - 1M		
					± 200 ppm/°C	1.02M - 10M		
RMCS1206	0.25W	200V	400V	2 amps	± 200 ppm/°C	1 - 9.76		
					± 100 ppm/°C	10 - 1M		
					± 200 ppm/°C	1.02M - 10M		
RMCS1210	0.33W	200V	400V	2.5 amps	± 200 ppm/°C	1 - 9.76		
					± 100 ppm/°C	10 - 1M		
					± 200 ppm/°C	1.02M - 10M		
RMCS2010	0.75W	200V	400V	3.5 amps	± 200 ppm/°C	1 - 9.76		
					± 100 ppm/°C	10 - 1M		
					± 200 ppm/°C	1.02M - 10M		
RMCS2512	1W	250V	500V	4 amps	± 200 ppm/°C	1 - 9.76		
					± 100 ppm/°C	10 - 1M		
					± 200 ppm/°C	1.02M - 10M		

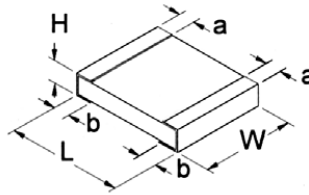
(1) Lesser of $\sqrt{P \cdot R}$ or maximum working voltage

(2) $2.5 \cdot \sqrt{P \cdot R}$ or Max. Overload Voltage listed above, whichever is lower.

Power Derating Curve:



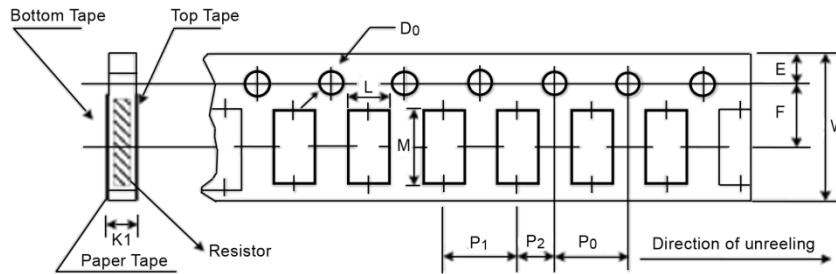
Mechanical Specifications



Type / Code	L Body Length	W Body Width	H Body Height	a Top Termination	b Bottom Termination	Unit
RMCS0201	0.024 ± 0.001 0.60 ± 0.03	0.012 ± 0.001 0.30 ± 0.03	0.009 ± 0.001 0.23 ± 0.03	0.006 ± 0.002 0.15 ± 0.05	0.006 ± 0.002 0.15 ± 0.05	inches mm
RMCS0402	0.039 ± 0.002 1.00 ± 0.05	0.020 ± 0.002 0.50 ± 0.05	0.014 ± 0.002 0.35 ± 0.05	0.008 ± 0.004 0.20 ± 0.10	0.008 ± 0.004 0.20 ± 0.10	inches mm
RMCS0603	0.063 ± 0.004 1.60 ± 0.10	0.031 ± 0.004 0.80 ± 0.10	0.018 ± 0.004 0.45 ± 0.10	0.012 ± 0.008 0.30 ± 0.20	0.012 ± 0.008 0.30 ± 0.20	inches mm
RMCS0805	0.079 ± 0.004 2.00 ± 0.10	0.049 ± 0.004 1.25 ± 0.10	0.020 ± 0.004 0.50 ± 0.10	0.014 ± 0.008 0.35 ± 0.20	0.016 ± 0.008 0.40 ± 0.20	inches mm
RMCS1206	0.122 ± 0.004 3.10 ± 0.10	0.061 ± 0.004 1.55 ± 0.10	0.022 ± 0.004 0.55 ± 0.10	0.020 ± 0.010 0.50 ± 0.25	0.020 ± 0.008 0.50 ± 0.20	inches mm
RMCS1210	0.122 ± 0.004 3.10 ± 0.10	0.102 ± 0.006 2.60 ± 0.15	0.022 ± 0.004 0.55 ± 0.10	0.020 ± 0.010 0.50 ± 0.25	0.020 ± 0.008 0.50 ± 0.20	inches mm
RMCS2010	0.197 ± 0.004 5.00 ± 0.10	0.098 ± 0.006 2.50 ± 0.15	0.022 ± 0.004 0.55 ± 0.10	0.024 ± 0.010 0.60 ± 0.25	0.020 ± 0.008 0.50 ± 0.20	inches mm
RMCS2512	0.250 ± 0.004 6.35 ± 0.10	0.122 ± 0.006 3.10 ± 0.15	0.022 ± 0.004 0.55 ± 0.10	0.024 ± 0.010 0.60 ± 0.25	0.020 ± 0.008 0.50 ± 0.20	inches mm

Packaging Specifications

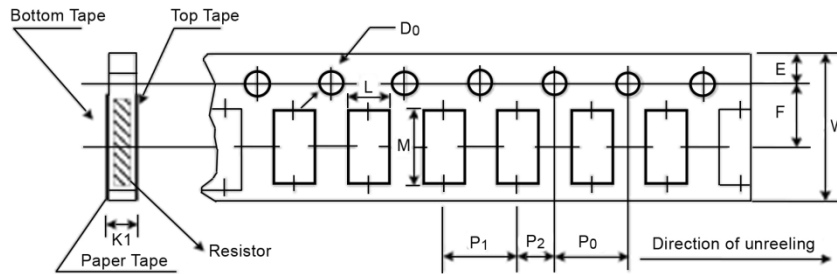
Paper Tape



Type	L	M	W	E	F	Unit
RMCS0201	0.015 ± 0.002 0.38 ± 0.05	0.027 ± 0.002 0.68 ± 0.05	0.315 ± 0.008 8.00 ± 0.20	0.069 ± 0.004 1.75 ± 0.10	0.138 ± 0.002 3.50 ± 0.05	inches mm
RMCS0402	0.026 ± 0.004 0.65 ± 0.10	0.045 ± 0.004 1.15 ± 0.10	0.315 ± 0.008 8.00 ± 0.20	0.069 ± 0.004 1.75 ± 0.10	0.138 ± 0.002 3.50 ± 0.05	inches mm
RMCS0603	0.043 ± 0.004 1.10 ± 0.10	0.075 ± 0.004 1.90 ± 0.10	0.315 ± 0.008 8.00 ± 0.20	0.069 ± 0.004 1.75 ± 0.10	0.138 ± 0.002 3.50 ± 0.05	inches mm
RMCS0805	0.063 ± 0.004 1.60 ± 0.10	0.094 ± 0.008 2.40 ± 0.20	0.315 ± 0.008 8.00 ± 0.20	0.069 ± 0.004 1.75 ± 0.10	0.138 ± 0.002 3.50 ± 0.05	inches mm
RMCS1206	0.075 ± 0.004 1.90 ± 0.10	0.138 ± 0.008 3.50 ± 0.20	0.315 ± 0.008 8.00 ± 0.20	0.069 ± 0.004 1.75 ± 0.10	0.138 ± 0.002 3.50 ± 0.05	inches mm
RMCS1210	0.110 ± 0.004 2.80 ± 0.10	0.138 ± 0.008 3.50 ± 0.20	0.315 ± 0.008 8.00 ± 0.20	0.069 ± 0.004 1.75 ± 0.10	0.138 ± 0.002 3.50 ± 0.05	inches mm

Packaging Specifications

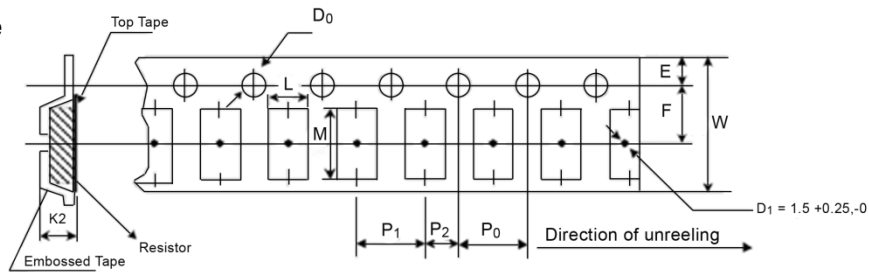
Paper Tape



Type	P_0	P_1	P_2	$\varnothing D_0$	K_1/K_2	Unit
RMCS0201	0.157 ± 0.004 4.00 ± 0.10	0.079 ± 0.002 2.00 ± 0.05	0.079 ± 0.002 2.00 ± 0.05	0.059 ± 0.004 1.50 ± 0.10	0.017 ± 0.008 0.42 ± 0.20	inches mm
RMCS0402	0.157 ± 0.004 4.00 ± 0.10	0.079 ± 0.002 2.00 ± 0.05	0.079 ± 0.002 2.00 ± 0.05	0.059 ± 0.004 1.50 ± 0.10	0.018 ± 0.004 0.45 ± 0.10	inches mm
RMCS0603	0.157 ± 0.004 4.00 ± 0.10	0.157 ± 0.004 4.00 ± 0.10	0.079 ± 0.002 2.00 ± 0.05	0.059 ± 0.004 1.50 ± 0.10	0.028 ± 0.004 0.70 ± 0.10	inches mm
RMCS0805	0.157 ± 0.004 4.00 ± 0.10	0.157 ± 0.004 4.00 ± 0.10	0.079 ± 0.002 2.00 ± 0.05	0.059 ± 0.004 1.50 ± 0.10	0.033 ± 0.004 0.85 ± 0.10	inches mm
RMCS1206	0.157 ± 0.004 4.00 ± 0.10	0.157 ± 0.004 4.00 ± 0.10	0.079 ± 0.002 2.00 ± 0.05	0.059 ± 0.004 1.50 ± 0.10	0.033 ± 0.004 0.85 ± 0.10	inches mm
RMCS1210	0.157 ± 0.004 4.00 ± 0.10	0.157 ± 0.004 4.00 ± 0.10	0.079 ± 0.002 2.00 ± 0.05	0.059 ± 0.004 1.50 ± 0.10	0.033 ± 0.004 0.85 ± 0.10	inches mm

Packaging Specifications

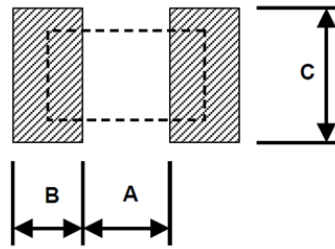
Embossed Plastic Tape



Type	L	M	W	E	F	Unit
RMCS2010	0.110 ± 0.008 2.80 ± 0.20	0.217 ± 0.008 5.50 ± 0.20	0.472 ± 0.012 12.00 ± 0.30	0.069 ± 0.004 1.75 ± 0.10	0.217 ± 0.002 5.50 ± 0.05	inches mm
RMCS2512	0.138 ± 0.008 3.50 ± 0.20	0.264 ± 0.008 6.70 ± 0.20	0.472 ± 0.012 12.00 ± 0.30	0.069 ± 0.004 1.75 ± 0.10	0.217 ± 0.002 5.50 ± 0.05	inches mm

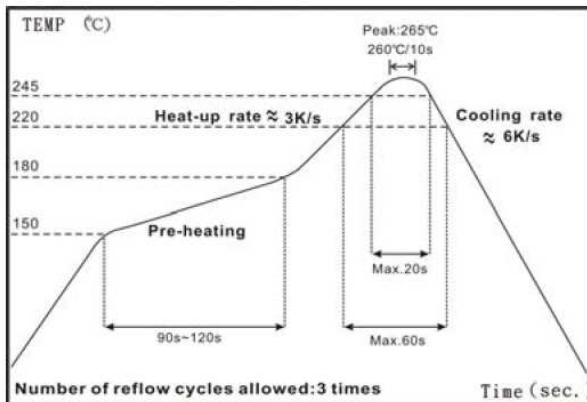
Type	P_0	P_1	P_2	$\varnothing D_0$	K_1/K_2	Unit
RMCS2010	0.157 ± 0.004 4.00 ± 0.10	0.157 ± 0.004 4.00 ± 0.10	0.079 ± 0.002 2.00 ± 0.05	0.059 ± 0.004 1.50 ± 0.10	$0.047 - 0$ $1.20 - 0$	inches mm
RMCS2512	0.157 ± 0.004 4.00 ± 0.10	0.157 ± 0.004 4.00 ± 0.10	0.079 ± 0.002 2.00 ± 0.05	0.059 ± 0.004 1.50 ± 0.10	$0.047 - 0$ $1.20 - 0$	inches mm

Solder Land Pattern

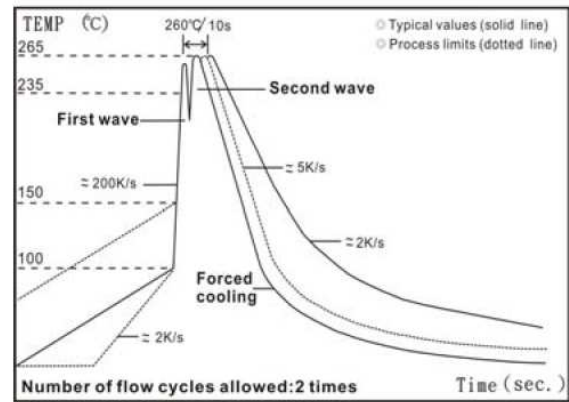


Type / Code	A	B	C	Unit
RMCS0201	0.012 0.30	0.010 0.25	0.012 0.30	inches mm
RMCS0402	0.020 0.50	0.018 0.45	0.024 0.60	inches mm
RMCS0603	0.035 0.90	0.024 0.60	0.035 0.90	inches mm
RMCS0805	0.047 1.20	0.028 0.70	0.051 1.30	inches mm
RMCS1206	0.079 2.00	0.035 0.90	0.063 1.60	inches mm
RMCS1210	0.079 2.00	0.035 0.90	0.110 2.80	inches mm
RMCS2010	0.150 3.80	0.035 0.90	0.110 2.80	inches mm
RMCS2512	0.150 3.80	0.063 1.60	0.138 3.50	inches mm

Soldering Condition



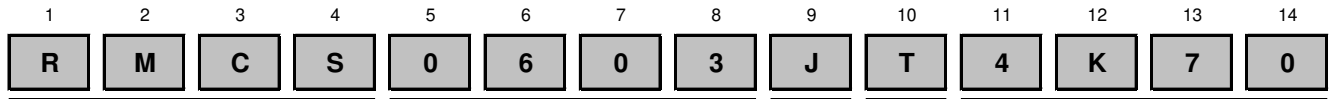
IR Reflow Soldering



Wave Soldering (Flow Soldering)

- (1) Time of IR reflow soldering at maximum temperature point 260°C:10s
- (2) Time of wave soldering at maximum temperature point 260°C:10s
- (3) Time of soldering iron at maximum temperature point 410°C:5s

How to Order



Product Series		Size	Power	Tolerance			Packaging				Resistance Value	
RMCS	Sulfur Resistant	0201	0.05W	Code	Tol	Value	Code	Description	Size	Quantity	Four characters with the multiplier used as the decimal holder. 1 ohm = 1R00 100 Kohm = 100K 1.02 Mohm = 1M02 Zero ohm jumper = 0R00	
		0402	0.063W	D	0.5%	E96, E24	G	10" Reel - Paper Tape	0201, 0402	15,000		
		0603	0.1W	F	1%		T	7" Reel - Paper Tape	0201, 0402	10,000		
		0805	0.125W	J	5%	E24			0603, 0805	5,000		
		1206	0.25W	Z	Jumper				1206, 1210			
		1210	0.33W					T	7" Reel - Plastic Tape	2010, 2512		4,000
		2010	0.75W									
		2512	1W									