



Chipsmall Limited consists of a professional team with an average of over 10 year of expertise in the distribution of electronic components. Based in Hongkong, we have already established firm and mutual-benefit business relationships with customers from,Europe,America and south Asia,supplying obsolete and hard-to-find components to meet their specific needs.

With the principle of "Quality Parts,Customers Priority,Honest Operation,and Considerate Service",our business mainly focus on the distribution of electronic components. Line cards we deal with include Microchip,ALPS,ROHM,Xilinx,Pulse,ON,Everlight and Freescale. Main products comprise IC,Modules,Potentiometer,IC Socket,Relay,Connector.Our parts cover such applications as commercial,industrial, and automotives areas.

We are looking forward to setting up business relationship with you and hope to provide you with the best service and solution. Let us make a better world for our industry!



Contact us

Tel: +86-755-8981 8866 Fax: +86-755-8427 6832

Email & Skype: info@chipsmall.com Web: www.chipsmall.com

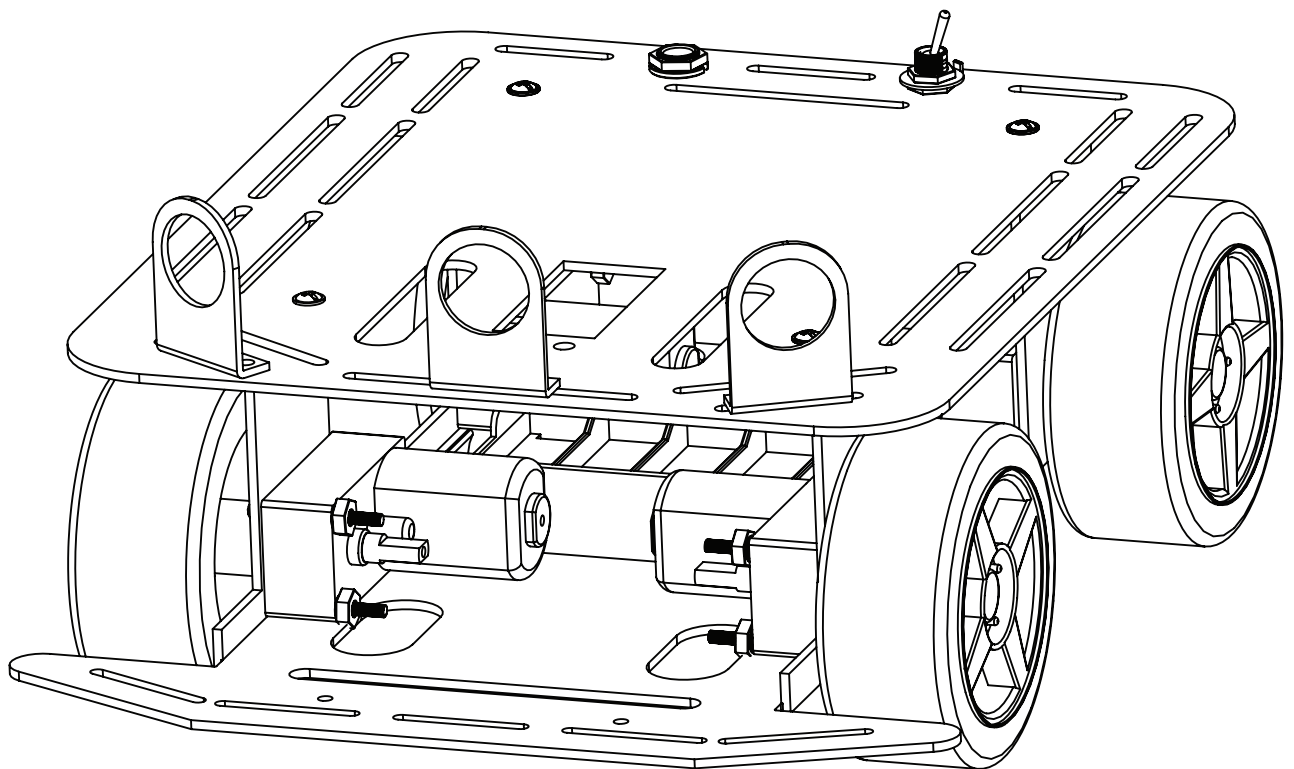
Address: A1208, Overseas Decoration Building, #122 Zhenhua RD., Futian, Shenzhen, China



Instruction Manual

Baron - 4WD Mobile Platform

安装说明书



DFROBOT

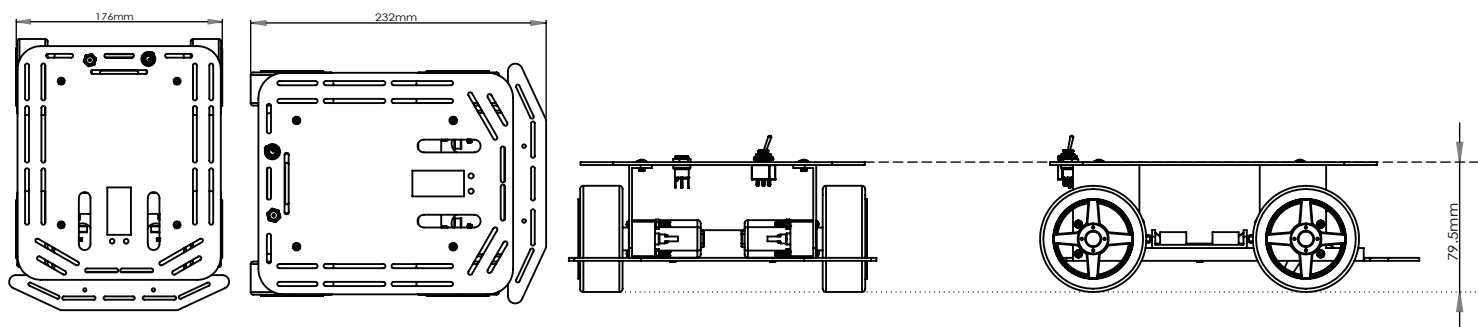
DRIVE THE FUTURE

目录 Contents

产品特性 -----	1-2
Features	
产品安装说明-----	3
Notice for Assembly	
电机安装 -----	4
Motors Assembly	
电池盒安装 -----	5
Battery Holder Assembly	
车轮安装-----	6
Wheels Assembly	
开关及插座安装 -----	7
Power Jack and Switch Assembly	
红外传感器支架安装-----	8
IR Sensor Bracket Assembly	
车身上板安装-----	9
Upper Deck Assembly	
编码盘安装-----	10
Encoder Wheel Assembly	
编码器安装-----	11
Encoder Sensor Assembly	
零部件清单-----	12-14
Parts List	

产品特性 Features

整机尺寸：



简介：

Baron-4WD Mobile Platform 四轮驱动机器人是DFRobot研制的机器人实验平台，该平台不但可以用51控制、STC控制器、AVR控制器控制外，更适合使用世界上广泛推广的Arduino控制器，Arduino开放平台拥有全球众多使用者，有丰富的使用例子程序。机身采用高强度铝合金材料，高速电机加优质橡胶轮运动灵活快速，适合室内的平坦路面行进。使用Arduino控制器编程简单，控制起来非常有趣。适合机器人比赛，及其相关研究项目。本小车安装孔兼容多种传感器。

整机重量：614克

车轮直径：65mm

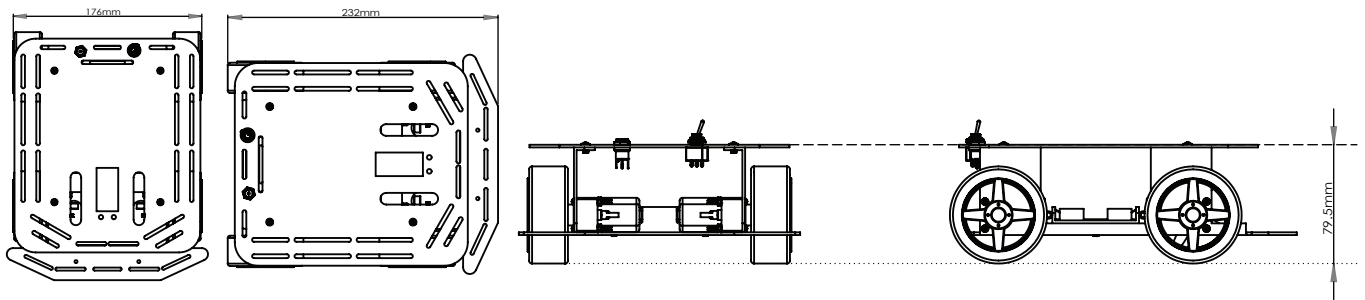
最大行驶速度:61cm/s

电机参数：

- 电机供电电压：3-6V
- 堵转电流(3V):260mA
- 减速比：1：120
- 堵转电流(6V):470mA
- 无负载转速(3V):100RPM
- 力矩(3V): 1.2Kgcm
- 无负载转速(6V):200RPM
- 力矩(6V): 1.92Kgcm
- 无负载运行电流(3V):60mA
- 重量:45g
- 无负载运行电流(6V):71mA

产品特性 Features

Dimensions :



Introduction :

The Baron four-wheel-drive robot is a DFRobot original design and widely used as self - developed control panel for the Arduino platform. The platform can be controlled by a wide variety of microcontrollers including the widely popular Arduino. The Arduino platform has a large user base which provides a vast amount of resources and sample programs on the internet. The four different drives , powered by high - quality high - speed motors and flexible rubber wheels are mounted on a high - strength aluminum alloy body. This robotic platform is suitable for indoor use or flat road surfaces.

Complete Machine Weight: 614g

Wheel Diameter : 65mm

Highest Speed: 61cm/s

Motor Feature :

- Gear Ratio : 1:120
- No-load speed (3V): 100RPM
- No-load speed (6V): 200RPM
- No-load current (3V): 60mA
- No-load current (6V): 71mA
- Stall current (3V): 260mA
- Stall current (6V): 470mA
- Torque (3V): 1.2Kgcm
- Torque (6V): 1.92Kgcm
- Weight : 45g

产品安装说明 Notice for Assembly

以下设备不包括在ROB0025的部件清单内，用户需自行配备：

1. 5节AA电池。
2. 控制器以及电机驱动器。

您还需要准备以下工具，并参考零部件清单进行ROB0025的安装：

1. 十字螺丝刀（适用于M2.5，M3，M4的螺丝）。
2. 尖嘴钳。

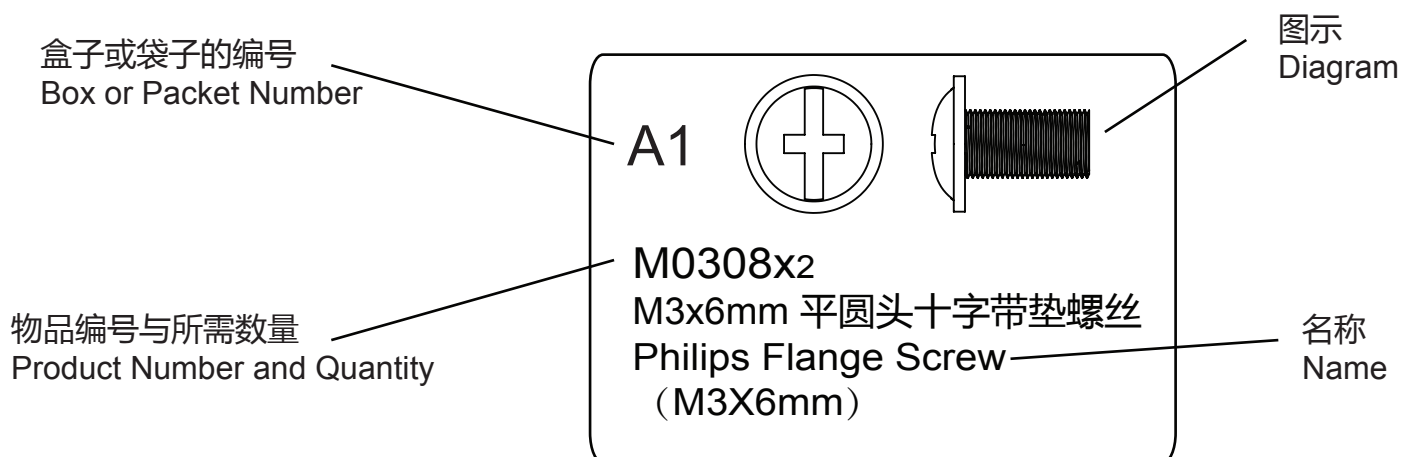
The following parts are not included in the kit :

1. AA battery (5 pieces).
2. Micro-controller and Motor driver.

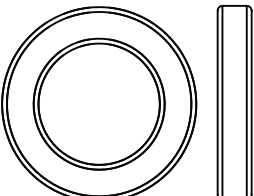
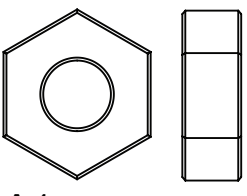


When beginning assembly, prepare tools below and pick out the parts from the Parts List:

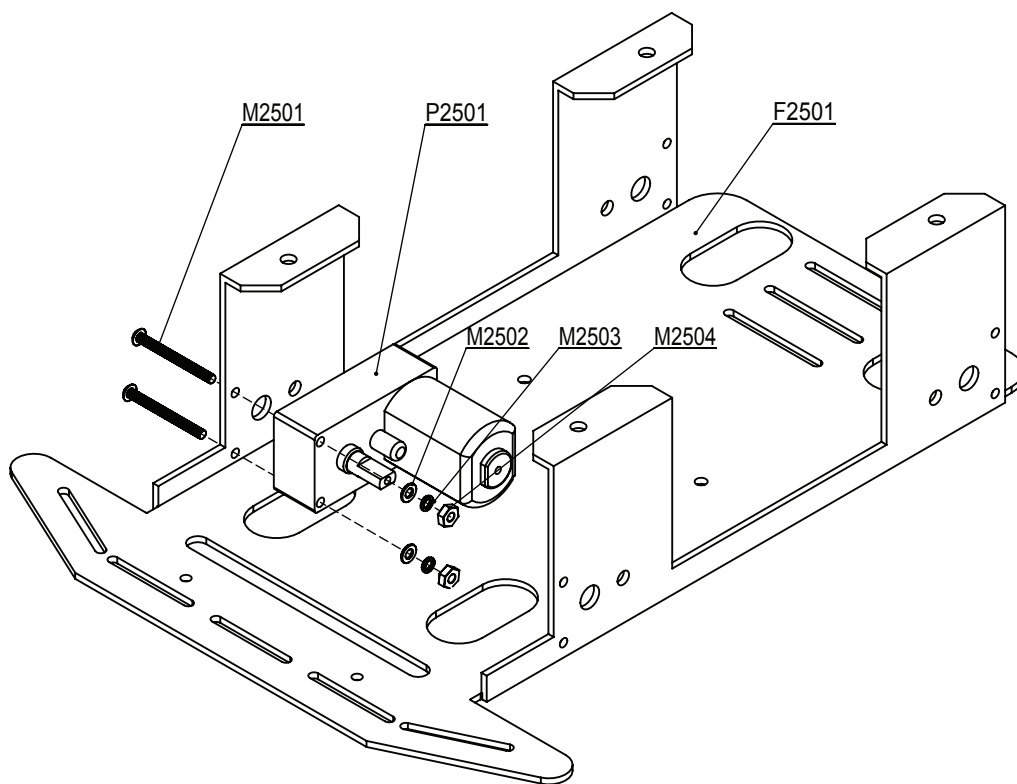
1. Phillips screwdriver (for screws of M2.5 , M3 , M4) .
2. Needle nose pliers.

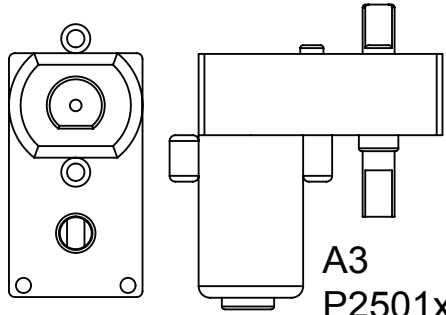
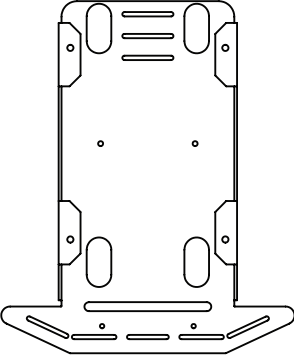
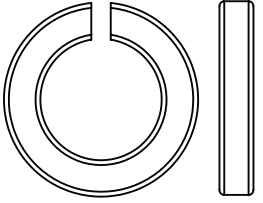
标志含义 Symbol Definition



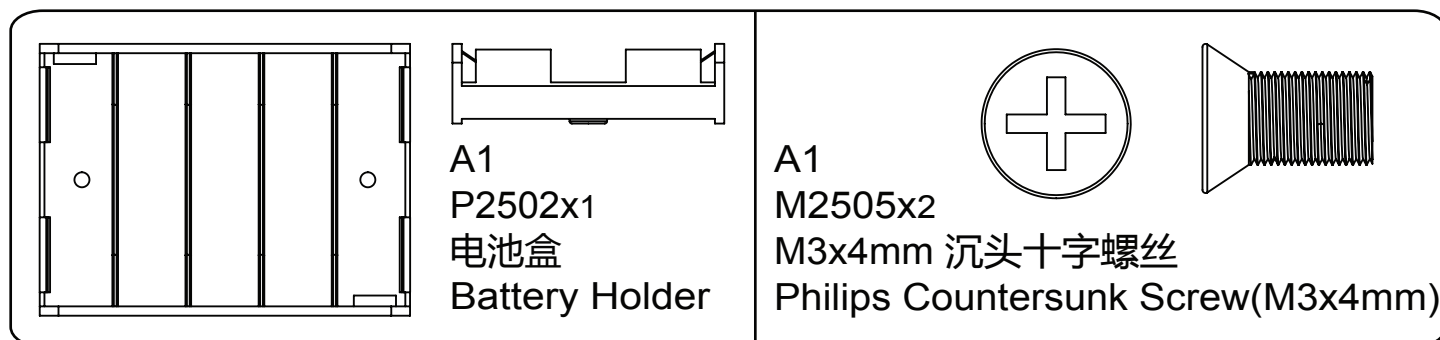
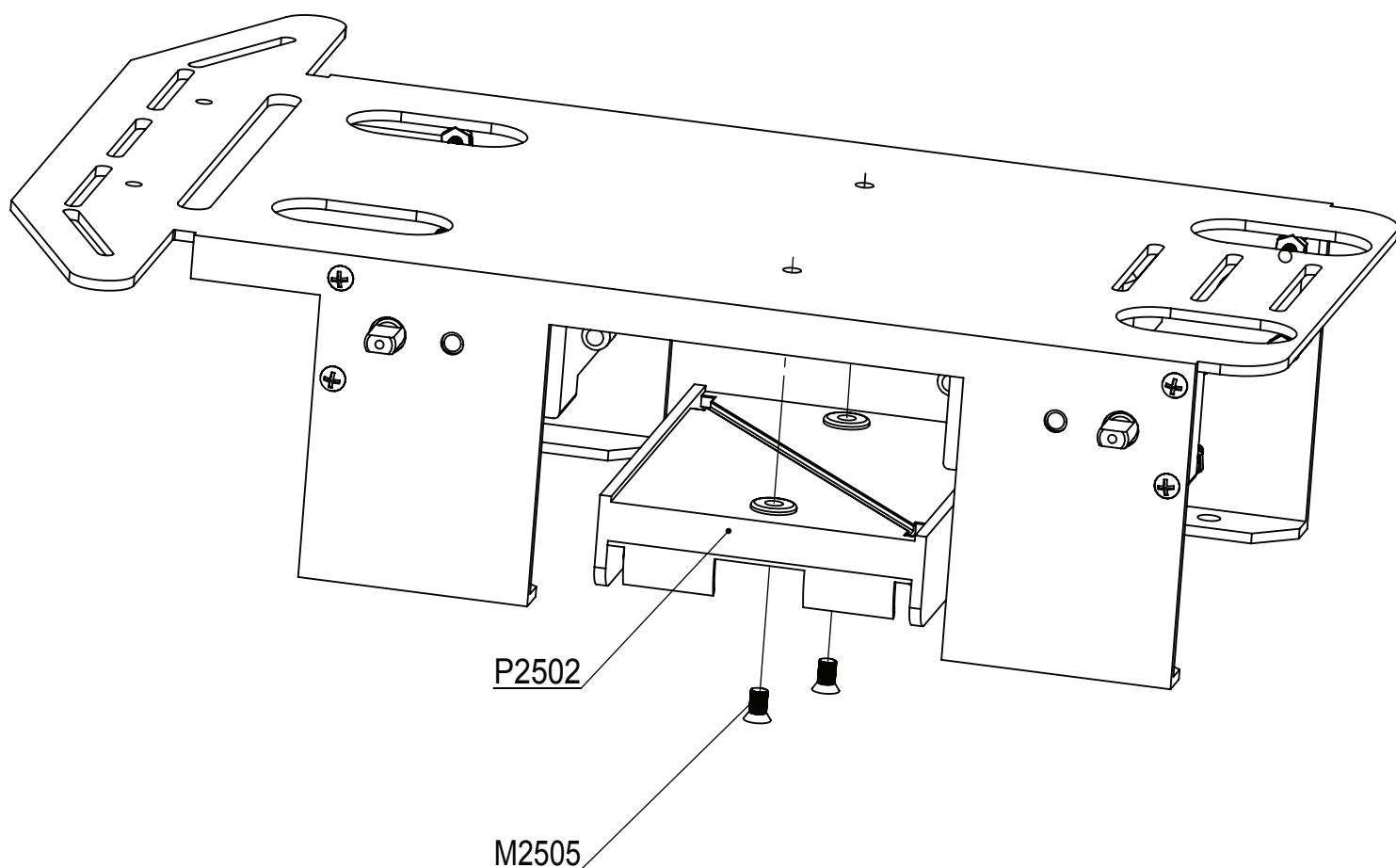
电机安装 Motors Assembly

 <p>A1 M2502x2 M2.5mm 垫圈 M2.5mm Washer</p>	 <p>A1 M2504x2 M2.5mm 螺母 M2.5mm Nut</p>	  <p>A1 M2501x2 M2.5x25mm 半圆头十字螺丝 Philips Truss Screw (M2.5X25mm)</p>
---	--	---

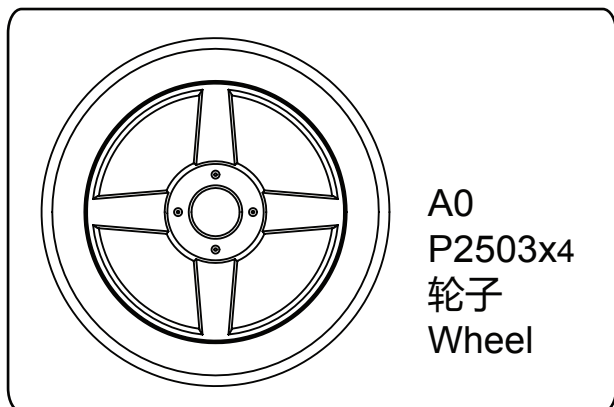
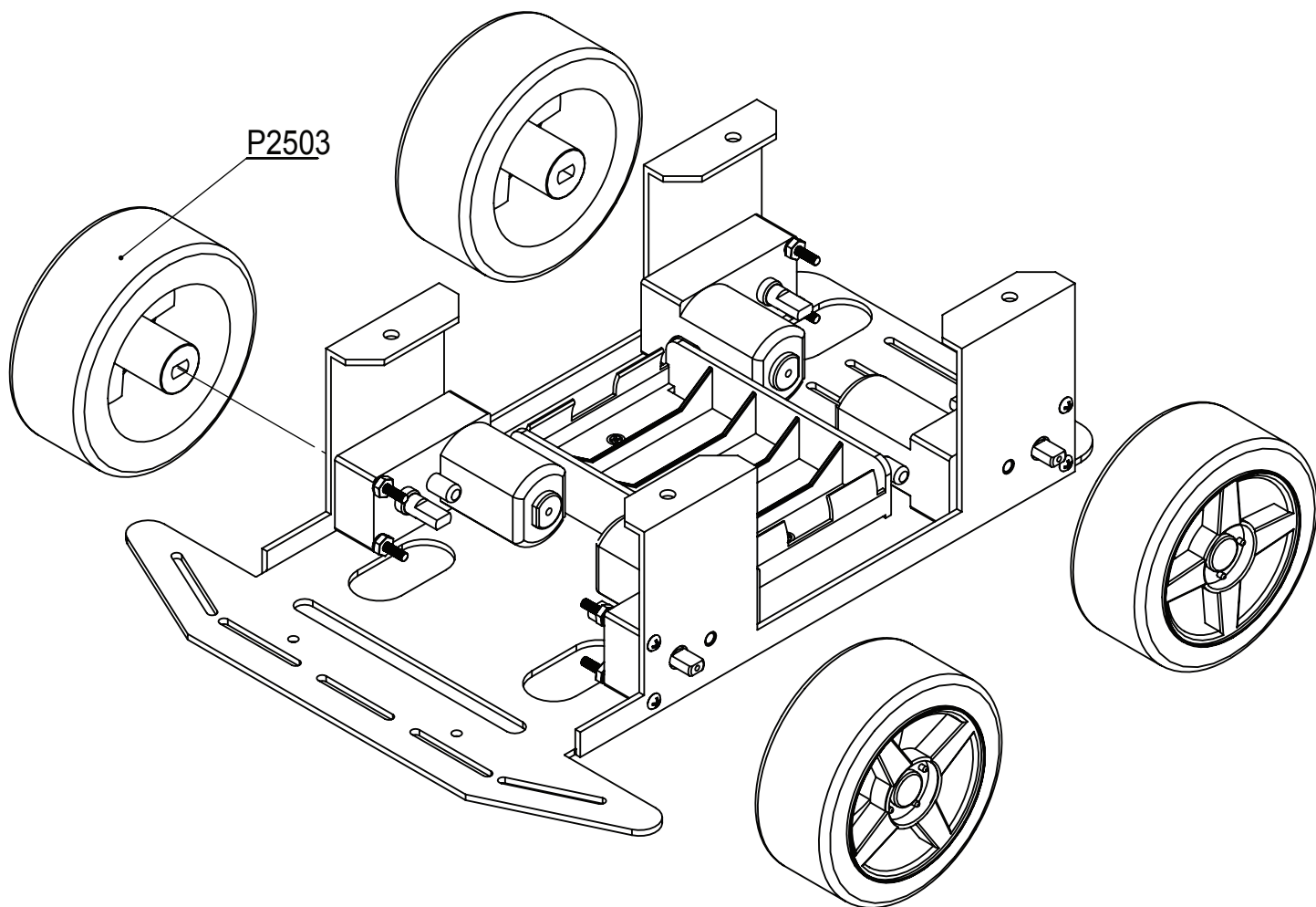


 <p>A3 P2501x1 电机 Motor</p>	 <p>A0 F2501x1 车身下板 Fuselage Base Plate</p>	 <p>A1 M2503x2 M2.5 弹簧垫圈 M2.5 Spring Washer</p>
---	---	--

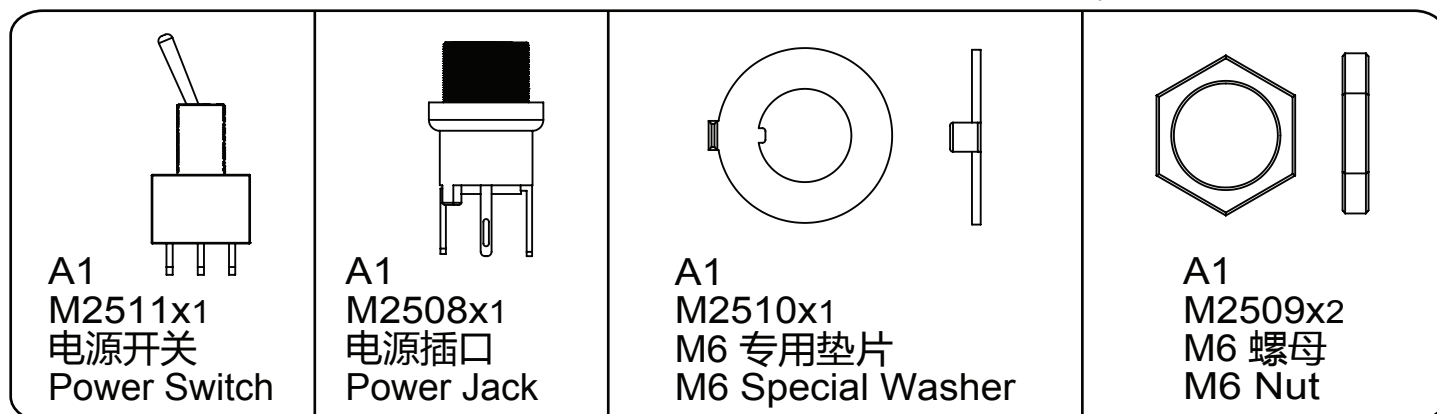
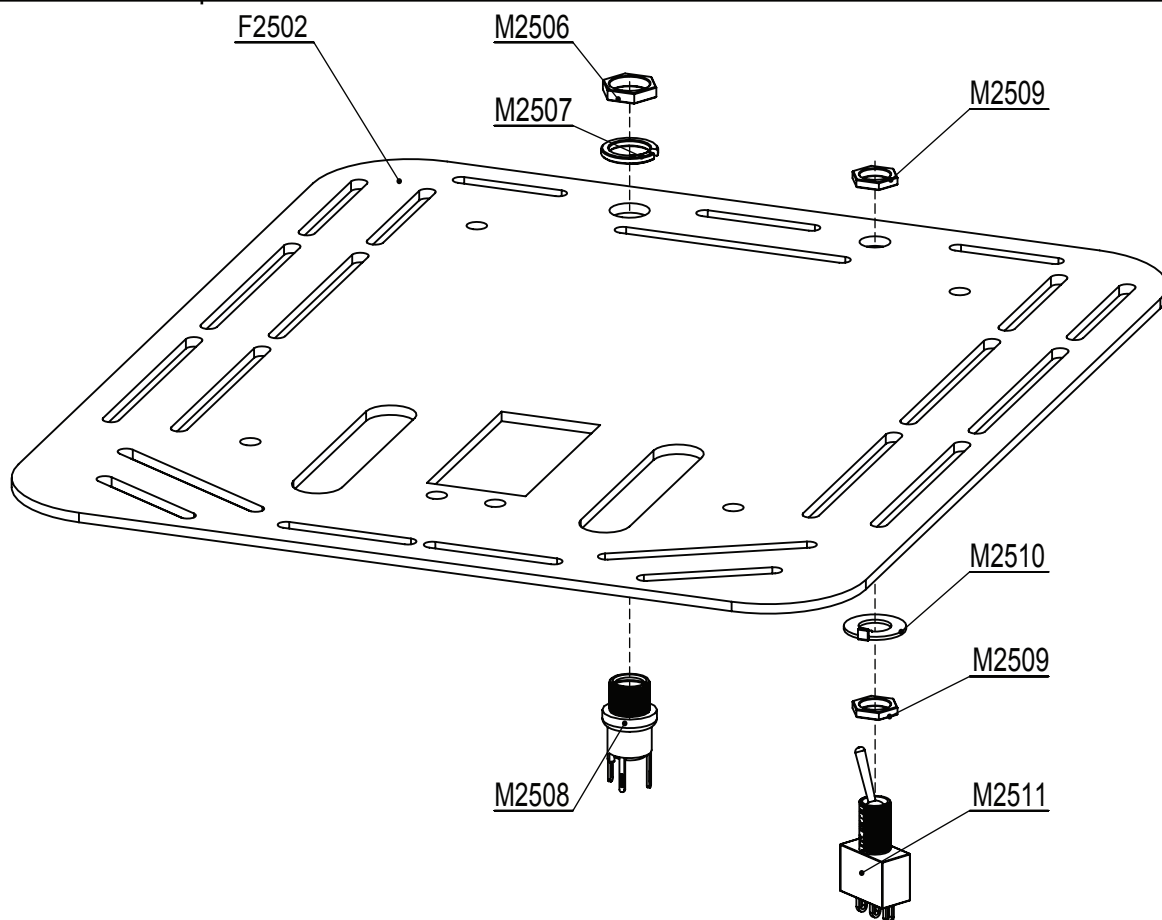
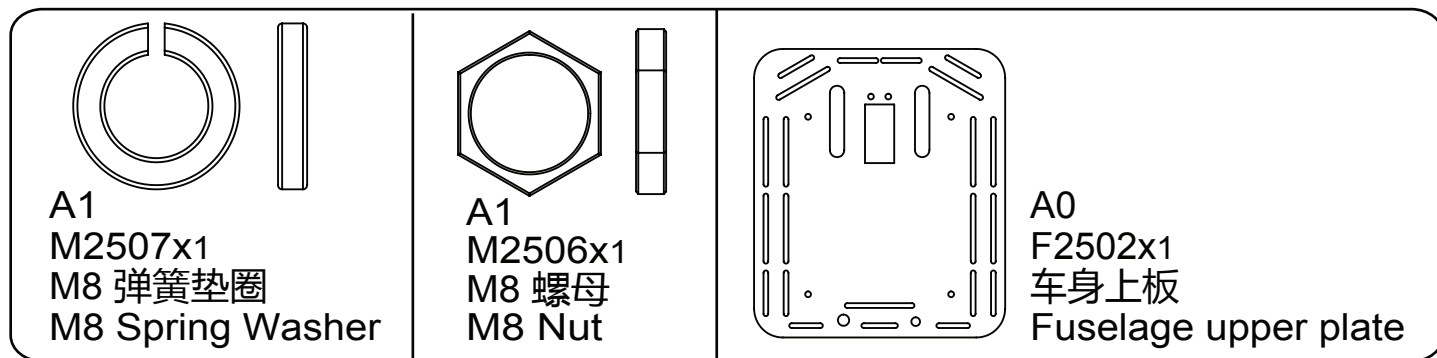
电池盒安装 Battery Holder Assembly



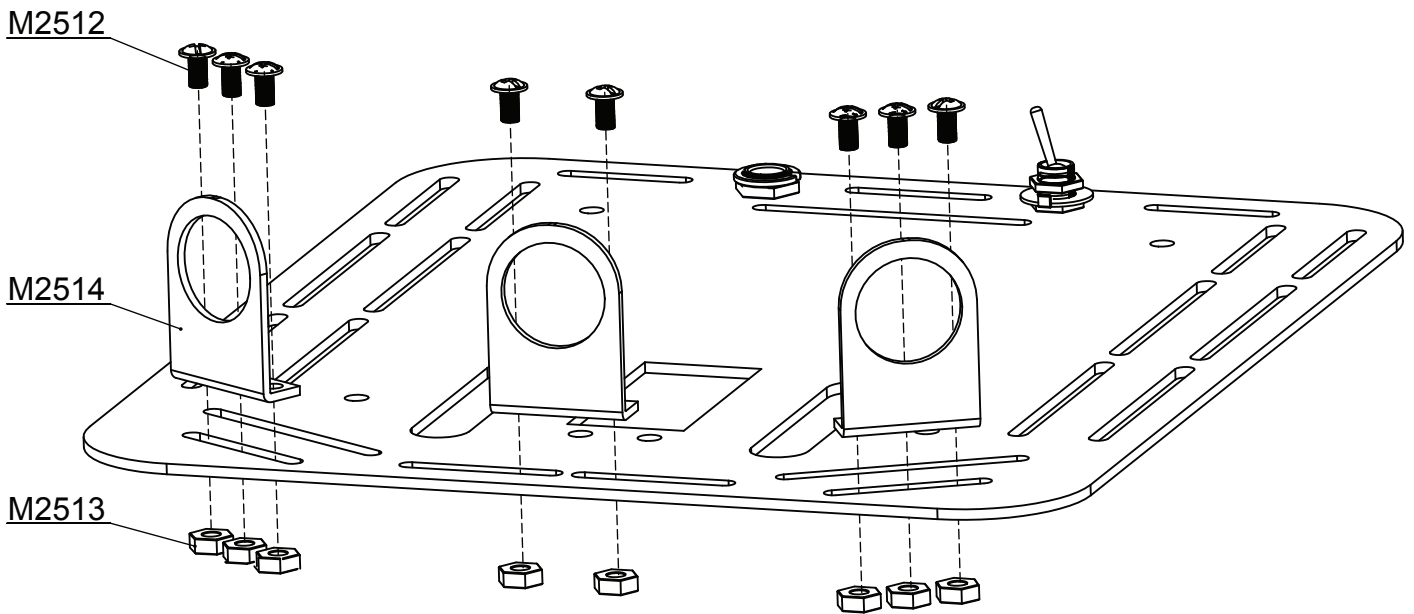
轮子安装 Wheels Assembly

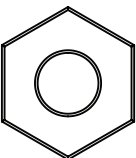
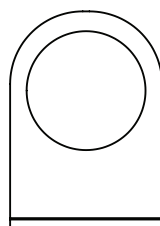
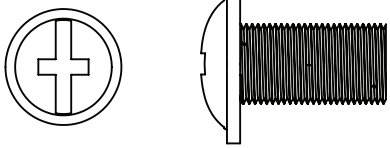


开关及插座安装 Power Jack and Switch Assembly

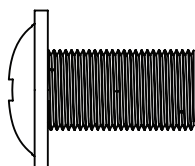
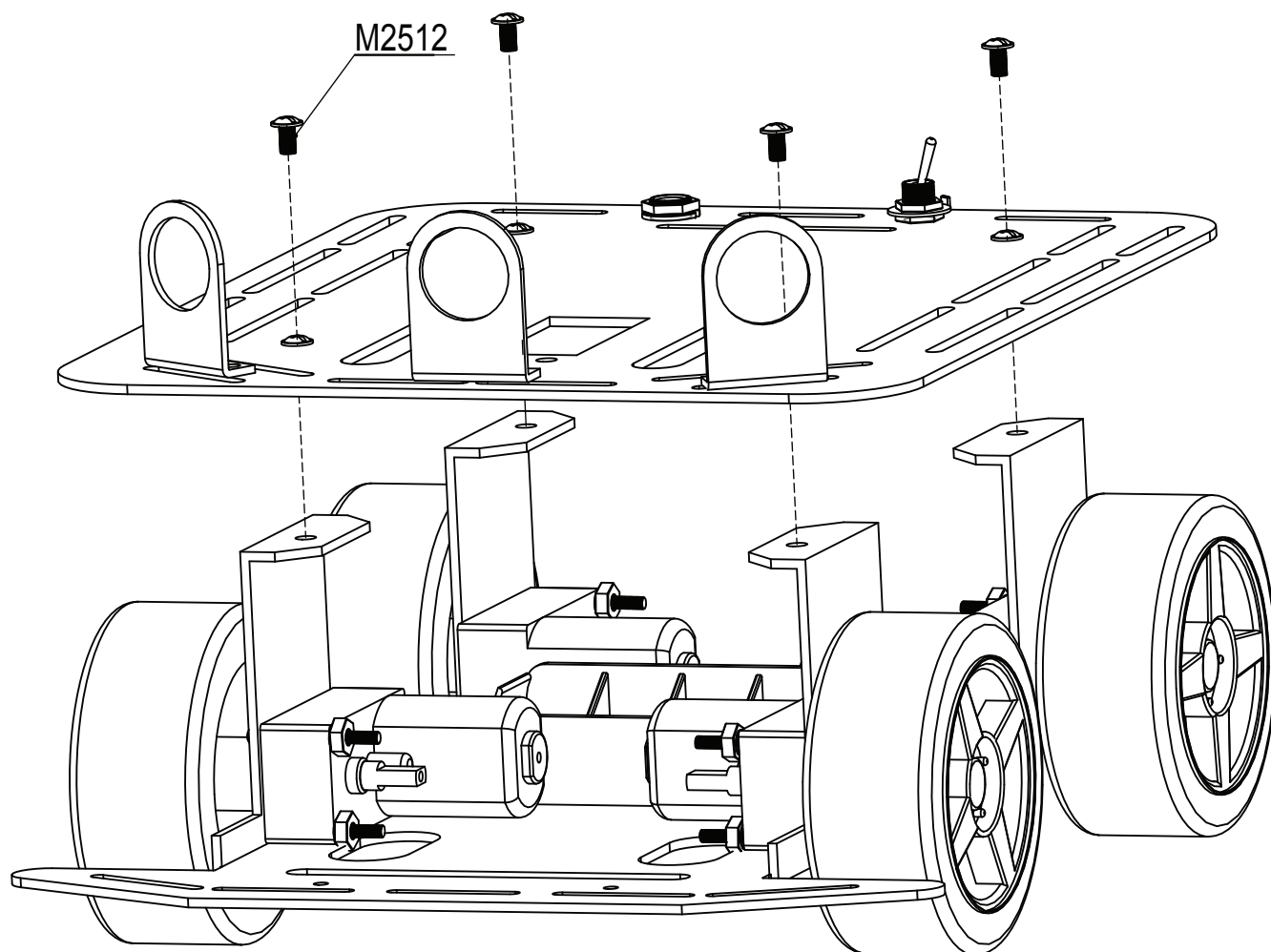


红外传感器支架安装 IR Sensor Brackets Assembly



 A1 M2513x8 M3 螺母 M3 Nut	 A1 M2514x3 红外传感器支架 IR Sensor Mounting Bracket	 A1 M2512x8 M3x6mm 平圆头十字带垫螺丝 Philips Flange Screw (M3x6mm)
---	---	---

车身上板安装 Upper Deck Assembly



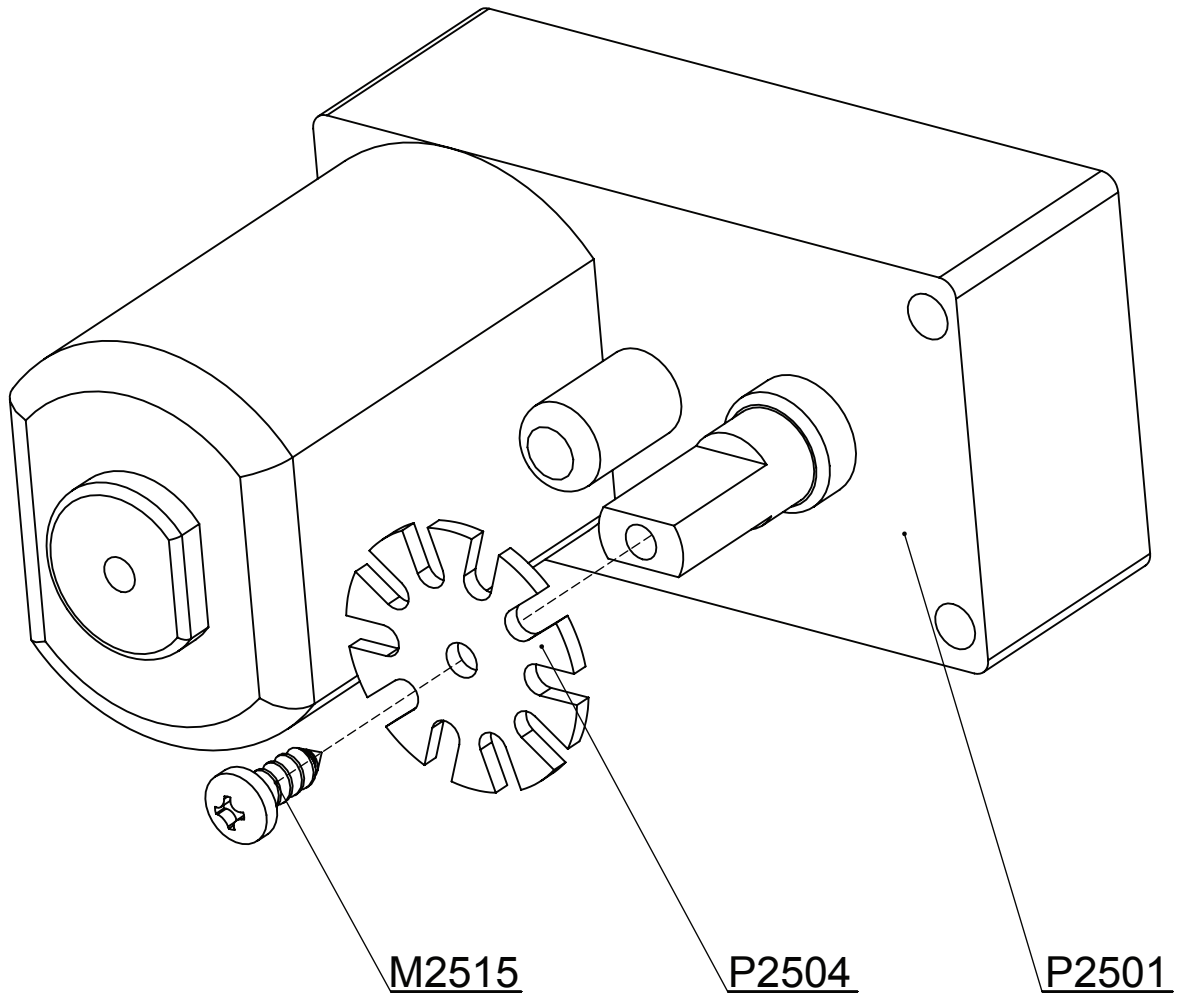
A1

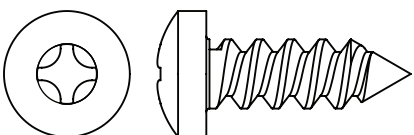

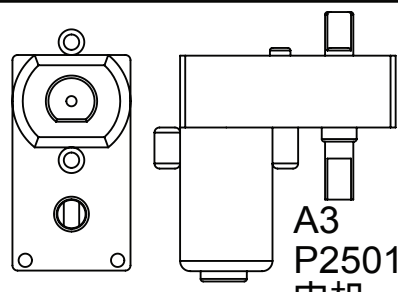
M2512x4

M3x6mm 平圆头十字带垫螺丝

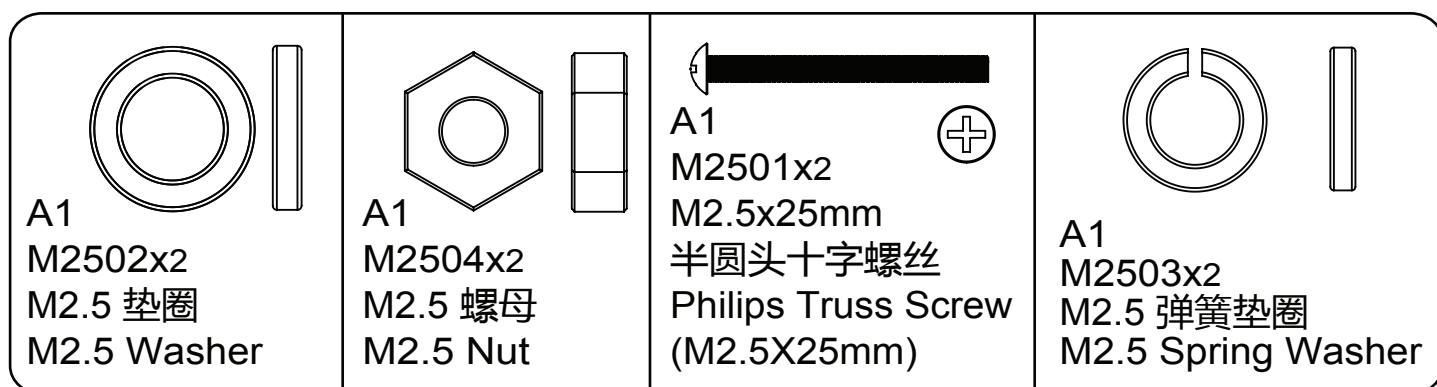
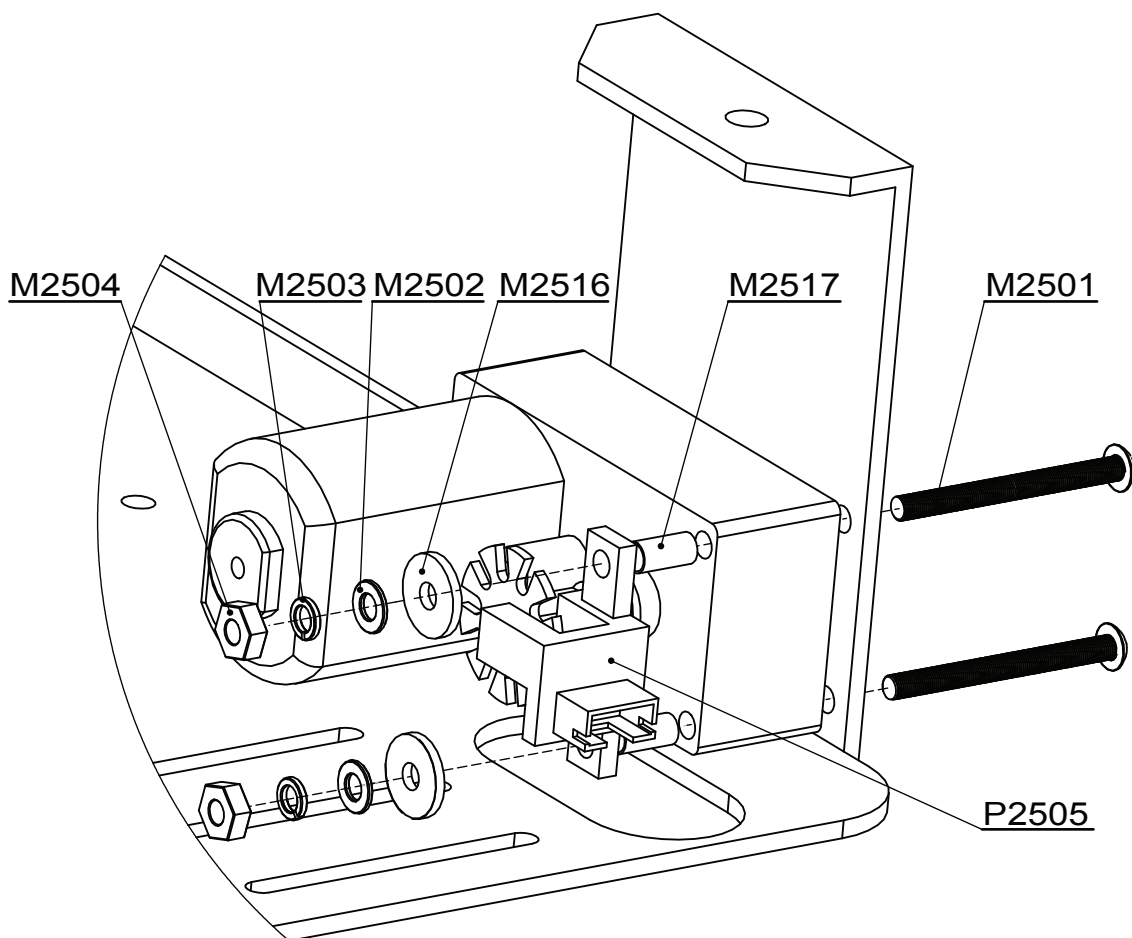
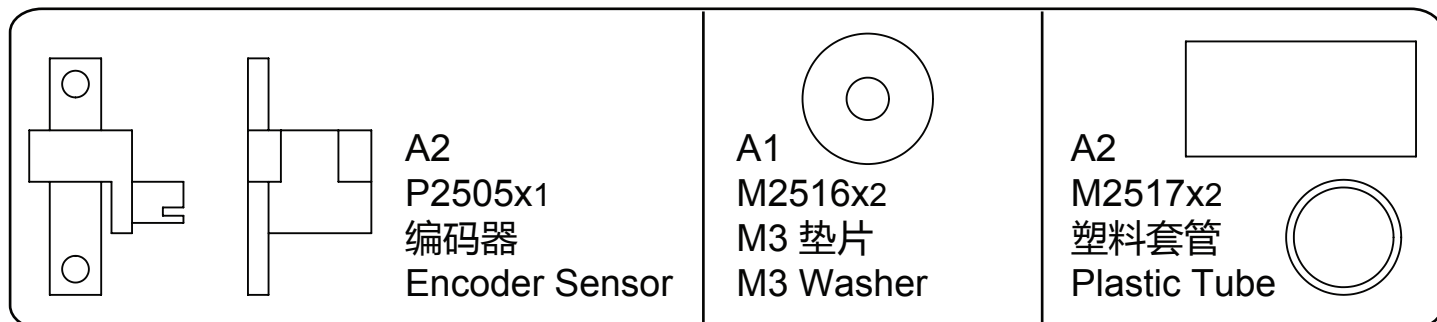
Philips Flange Screw (M3x6mm)

编码盘安装 Encoder Wheel Assembly



 <p>A2 M2515x1 M2.5mm 自攻螺丝 M2.5mm Self-tapping Screw</p>	 <p>A2 P2504x1 编码盘 Encoder Wheel</p>	 <p>A3 P2501x1 电机 Motor</p>
---	---	--

编码器安装 Encoder Sensor Assembly



零部件清单(A) Parts List(A)

编号 Product NO.	盒编号 BOX	袋编号 Packet	名称 Name	数量 Amount	备注 Remark
F2501	A0		车身下板 Fuselage Base Plate	1	
F2502	A0		车身上板 Fuselage upper plate	1	
M2501	A1		M2.5X25mm 半圆头十字螺丝 Philips Truss Screw(M2.5X25mm)	8	
M2502	A1		M2.5 垫圈 M2.5 Washer	8	
M2503	A1		M2.5 弹簧垫圈 M2.5 Spring Washer	8	
M2504	A1		M2.5 螺母 M2.5 Nut	8	
M2505	A1		M3X4mm 沉头十字螺丝 Philips Contersunk Screw(M3X4mm)	2	
M2506	A1		M8 螺母 M8 Nut	1	
M2507	A1		M8 弹簧垫圈 M8 Spring Washer	1	
M2508	A1		电源插口 Power Jack	1	
M2509	A1		M6 螺母 M6 Nut	1	

零部件清单(B) Parts List(B)

编号 Product NO.	盒编号 BOX	袋编号 Packet	名称 Name	数量 Amount	备注 Remark
M2510	A1		M6 专用垫片 M6 Special Washer	1	
M2511	A1		电源开关 Power Switch	1	
M2512	A1		M3x6mm 平圆头十字带垫螺丝 Philips Flange Screw (M3x6mm)	12	
M2513	A1		M3 螺母 M3 Nut	8	
M2514	A1		红外传感器支架 IR Sensor Mounting Bracket	3	
P2501	A3		电机 Motor	4	
P2502	A1		电池盒 Battery Holder	1	
P2503	A0		轮子 Wheel	4	

零部件清单(C) Parts List(C)

编号 Product NO.	盒编号 BOX	袋编号 Packet	名称 Name	数量 Amount	备注 Remark
M2501	A1		M2.5X25mm 半圆头十字螺丝 Philips Truss Screw(M2.5X25mm)	4	
M2502	A1		M2.5垫圈 M2.5Washer	4	
M2503	A1		M2.5 弹簧垫圈 M2.5 Spring Washer	4	
M2504	A1		M2.5 螺母 M2.5 Nut	4	
M2515	A2		M2.5 自攻螺丝 M2.5 Self-tapping Scre	2	
M2516	A1		M3 垫片 M3 Washer	4	
M2517	A2		塑料套管 Plastic Tube	4	
P2504	A2		编码盘 Encoder Wheel	2	
P2505	A2		编码器 Encoder Sensor	2	

设计与监制
Design&Executive

北京龙凡汇众机器人科技有限公司
Beijing LongFanHuiZhong Robotics
Technology CO.,LTD

服务支持
Service

Service@DFRobot.com

网站
Website

www.DFRobot.com.cn
www.DFRobot.com

本说明书最终解释权归DFRobot所有

DFRobot has the final authority of interpretation on this manual.

DFRobot