



Chipsmall Limited consists of a professional team with an average of over 10 year of expertise in the distribution of electronic components. Based in Hongkong, we have already established firm and mutual-benefit business relationships with customers from,Europe,America and south Asia,supplying obsolete and hard-to-find components to meet their specific needs.

With the principle of “Quality Parts,Customers Priority,Honest Operation,and Considerate Service”,our business mainly focus on the distribution of electronic components. Line cards we deal with include Microchip,ALPS,ROHM,Xilinx,Pulse,ON,Everlight and Freescale. Main products comprise IC,Modules,Potentiometer,IC Socket,Relay,Connector.Our parts cover such applications as commercial,industrial, and automotives areas.

We are looking forward to setting up business relationship with you and hope to provide you with the best service and solution. Let us make a better world for our industry!



Contact us

Tel: +86-755-8981 8866 Fax: +86-755-8427 6832

Email & Skype: info@chipsmall.com Web: www.chipsmall.com

Address: A1208, Overseas Decoration Building, #122 Zhenhua RD., Futian, Shenzhen, China





ANSI/AAMI ES60601-1



EN60601-1



IEC60601-1



■ Features

- 5"× 3" compact size
- Medical safety approved (2 x MOPP) according to ANSI/AAMI ES60601-1 and IEC/EN60601-1
- Suitable for BF application with appropriate system consideration
- 110W convention, 160W force air
- EMI class B for class I configuration
- No load power consumption under 0.5W by PS-ON control (G model)
- 5Vdc standby output, Power Good, Power Fail ; Remote sense for 5~15V
- Protections: Short circuit / Overload / Over voltage / Over temperature
- 3 years warranty

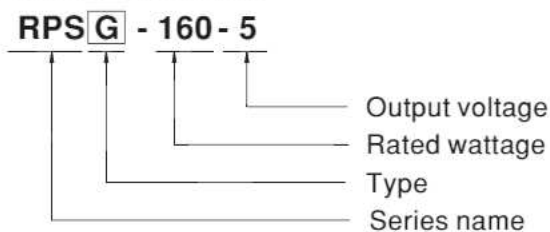
■ Applications

- Oral irrigator
- Hemodialysis machine
- Medical monitors
- Sleep apnea devices
- Pumps machine

■ Description

RPS-160 is a 160W highly reliable green PCB type medical power supply with a high power density on a 5" by 3" footprint. It accepts 90~264VAC input and offers various models with the output voltages between 5V and 48V. The working efficiency is up to 88% and the extremely low no load power consumption is down below 0.5W. RPS-160 is able to be used for Class I (with FG) system design. The extremely low leakage current is less than 160 μ A. In addition, it conforms to the international medical regulations (2*MOPP) and EMC EN55011, perfectly fitting all kinds of BF rated "patient contact" medical system equipment.

■ Model Encoding

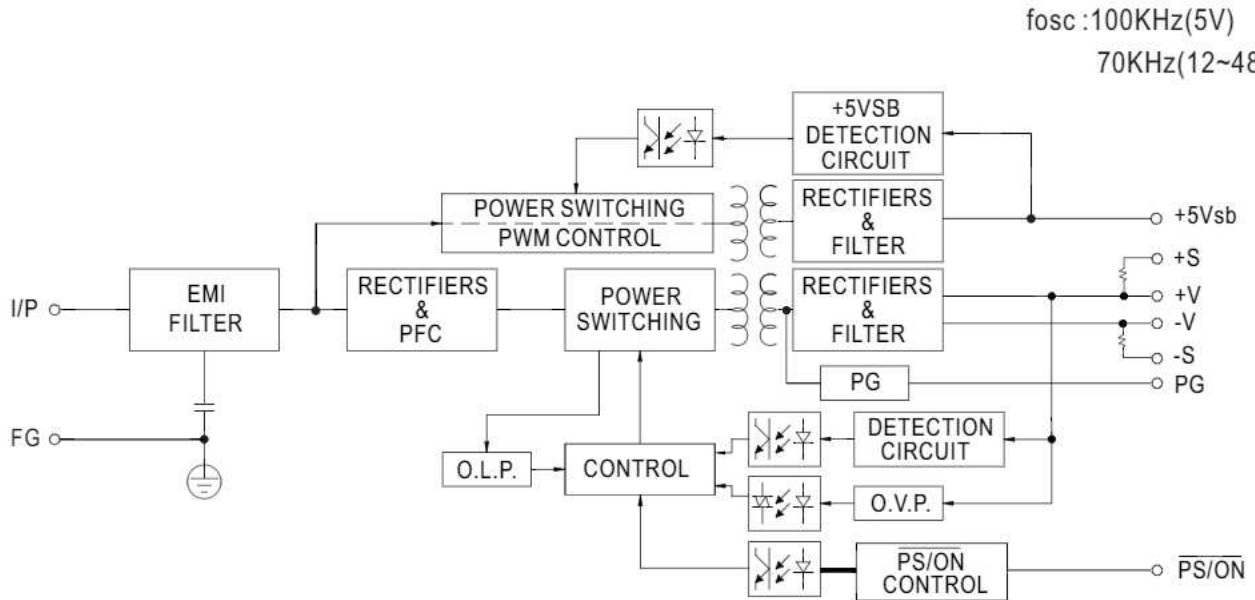


Type	Description	Note
Blank	Without 5Vsb	In stock
G	With 5Vsb & No load power consumption <0.5W	In stock

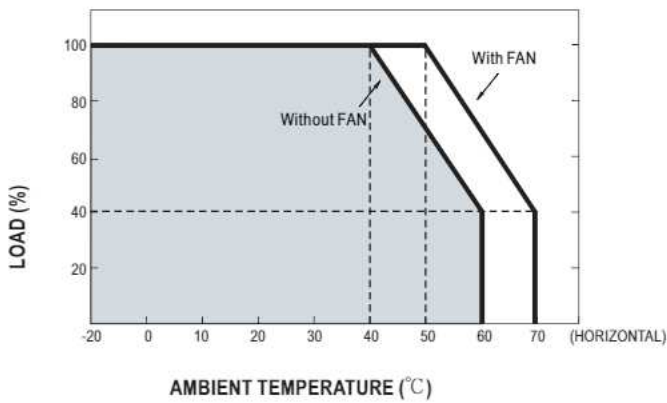
SPECIFICATION

MODEL	RPS□-160-5	RPS□-160-12	RPS□-160-15	RPS□-160-24	RPS□-160-48		
OUTPUT	DC VOLTAGE	5V	12V	15V	24V	48V	
	RATED CURRENT (20.5CFM)	30A	12.9A	10.3A	6.5A	3.25A	
	CURRENT	Convection	0 ~ 20A	0 ~ 9.1A	0 ~ 7.3A	0 ~ 4.6A	0 ~ 2.3A
		20.5CFM	0 ~ 30A	0 ~ 12.9A	0 ~ 10.3A	0 ~ 6.5A	0 ~ 3.25A
	RATED POWER	Convection Note.2	103W	112.2W	112.5W	113.4W	113.4W
		20.5CFM Note.3	155W	159.8W	159.5W	161W	161W
	RIPPLE & NOISE (max.) Note.4	80mVp-p	80mVp-p	120mVp-p	120mVp-p	150mVp-p	
	VOLTAGE ADJ. RANGE(main output)	4.5 ~ 5.5V	10.8 ~ 13.2V	13.5 ~ 16.5V	22 ~ 27V	43.2 ~ 52.8V	
	VOLTAGE TOLERANCE Note.5	±4.0%	±3.0%	±3.0%	±2.0%	±2.0%	
	LINE REGULATION	±0.5%	±0.5%	±0.5%	±0.5%	±0.5%	
	LOAD REGULATION	±1.0%	±1.0%	±1.0%	±1.0%	±1.0%	
	SETUP, RISE TIME	1800ms, 30ms/230VAC 3500ms, 30ms/115VAC at full load					
HOLD UP TIME (Typ.)	20ms/115VAC 25ms/230VAC at full load						
INPUT	VOLTAGE RANGE Note.6	90 ~ 264VAC 127 ~ 370VDC					
	FREQUENCY RANGE	47 ~ 63Hz					
	POWER FACTOR (Typ.)	PF>0.93/230VAC PF>0.98/115VAC at full load					
	EFFICIENCY (Typ.)	86%	87%	87%	87%	88%	
	AC CURRENT (Typ.)	2A/115VAC 1.1A/230VAC					
	INRUSH CURRENT (Typ.)	COLD START 35A/115VAC 70A/230VAC					
	LEAKAGE CURRENT Note.7	Earth leakage current < 160µA/264VAC , Touch current < 100µA/264VAC					
PROTECTION	OVERLOAD	105 ~ 135% rated output power Protection type : Hiccup mode, recovers automatically after fault condition is removed					
	OVER VOLTAGE	5.7 ~ 6.8V	13.8 ~ 16.2V	17.2 ~ 20.3V	27.6 ~ 32.4V	55.2 ~ 64.8V	
	OVER TEMPERATURE	TSW1: Shut down o/p voltage, recovers automatically after temperature goes down TSW2: Shut down o/p voltage, re-power on to recover					
FUNCTION	5V STANDBY (G model)	5Vsb : 5V@0.6A without fan, 0.8A with fan 20.5CFM ; Tolerance ± 2%, ripple : 50mVp-p(max.)					
	PS-ON INPUT SIGNAL (G model)	Power on: PS-ON = "Hi" or " > 2 ~ 5V" ; Power off: PS-ON = "Low" or " < 0 ~ 0.5V"					
	POWER GOOD / POWER FAIL	500ms>PG>10ms PF>1ms					
	REMOTE SENSE	5 ~ 15V					
ENVIRONMENT	WORKING TEMP.	-20 ~ +70°C (Refer to "Derating Curve")					
	WORKING HUMIDITY	20 ~ 90% RH non-condensing					
	STORAGE TEMP., HUMIDITY	-40 ~ +85°C, 10 ~ 95% RH non-condensing					
	TEMP. COEFFICIENT	±0.03%/°C (0 ~ 50°C)					
	VIBRATION	10 ~ 500Hz, 2G 10min./1cycle, 60min. each along X, Y, Z axes					
	OPERATING ALTITUDE Note.8	4000 meters					
SAFETY & EMC (Note 10)	SAFETY STANDARDS	IEC60601-1, ANSI/AAMI ES60601-1, CAN/CSA-C22.2 No. 60601-1:14 - Edition 3 approved, TUV EN60601-1 approved ; Design refer to EN60335-1					
	ISOLATION LEVEL	Primary-Secondary: 2xMOPP, Primary-Earth:1xMOPP, Secondary-Earth:1xMOPP					
	WITHSTAND VOLTAGE	I/P-O/P:4KVAC I/P-FG:2KVAC O/P-FG:1.5KVAC					
	ISOLATION RESISTANCE	I/P-O/P, I/P-FG, O/P-FG:100M Ohms / 500VDC / 25°C / 70% RH					
	EMC EMISSION	Parameter	Standard		Test Level / Note		
		Conducted emission	EN55011 (CISPR11)		Class B		
		Radiated emission	EN55011 (CISPR11)		Class B		
		Harmonic current	EN61000-3-2		Class A		
	EMC IMMUNITY	Parameter	Standard		Test Level / Note		
		EN60601-1-2					
ESD		EN61000-4-2		Level 4, 15KV air ; Level 4, 8KV contact			
RF field susceptibility		EN61000-4-3		Level 3, 10V/m			
EFT bursts		EN61000-4-4		Level 3, 2KV			
Surge susceptibility		EN61000-4-5		Level 4, 4KV/Line-FG ; 2KV/Line-Line			
Conducted susceptibility		EN61000-4-6		Level 3, 10V			
Magnetic field immunity		EN61000-4-8		Level 4, 30A/m			
Voltage dip, interruption	EN61000-4-11		100% dip 1 periods, 30% dip 25 periods, 100% interruptions 250 periods				
OTHERS	MTBF	230.5K hrs min. MIL-HDBK-217F (25°C)					
	DIMENSION (L*W*H)	127*76.2*34.6mm or 5" * 3" *1.36" inch					
	PACKING	0.32Kg; 36pcs/12.5Kg/0.79CUFT					
NOTE	<p>1. All parameters NOT specially mentioned are measured at 230VAC input, rated load and 25°C of ambient temperature.</p> <p>2. The rated power includes 5Vsb @ 0.6A.</p> <p>3. The rated power includes 5Vsb @ 0.8A.</p> <p>4. Ripple & noise are measured at 20MHz of bandwidth by using a 12" twisted pair-wire terminated with a 0.1µf & 47µf parallel capacitor.</p> <p>5. Tolerance : includes set up tolerance, line regulation and load regulation.</p> <p>6. Derating may be needed under low input voltages. Please check the derating curve for more details.</p> <p>7. Touch current was measured from primary input to DC output.</p> <p>8. The ambient temperature derating of 5°C/1000m is needed for operating altitude greater than 2000m (6500ft).</p> <p>9. HS1,HS2 & HS3 can not be shorted.</p> <p>10. The power supply is considered a component which will be installed into a final equipment. All the EMC tests are been executed by mounting the unit on a 360mm*360mm metal plate with 1mm of thickness. The final equipment must be re-confirmed that it still meets EMC directives. For guidance on how to perform these EMC tests, please refer to "EMI testing of component power supplies." (as available on http://www.meanwell.com)</p>						

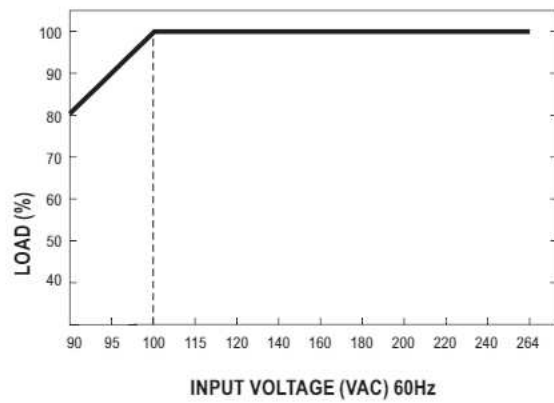
■ Block Diagram



■ Derating Curve

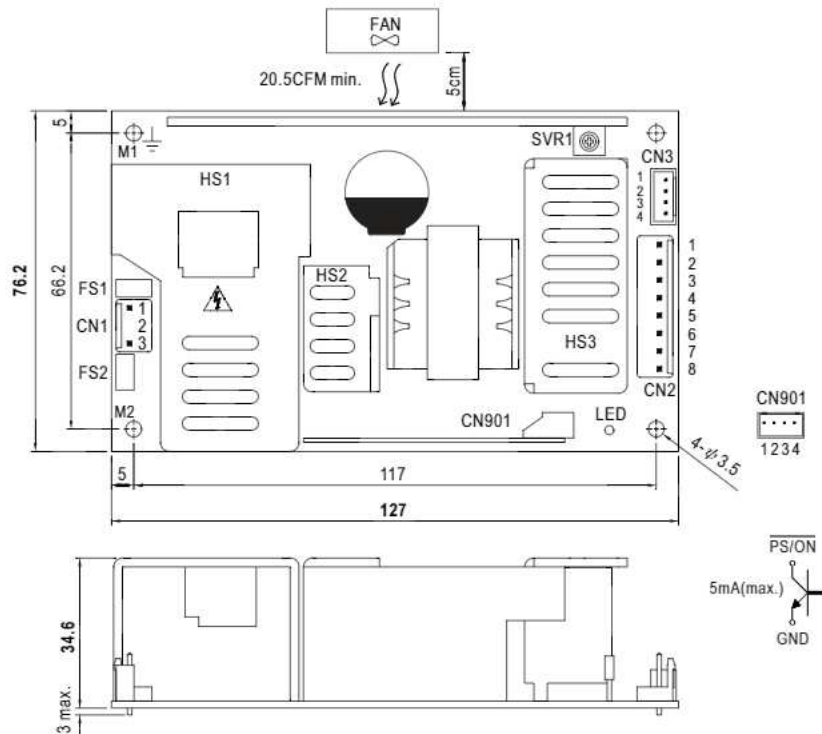


■ Output Derating VS Input Voltage



■ Mechanical Specification

Unit:mm



AC Input Connector (CN1) : JST B3P-VH or equivalent

Pin No.	Assignment	Mating Housing	Terminal
1	AC/L	JST VHR or equivalent	JST SVH-21T-P1.1 or equivalent
2	No Pin		
3	AC/N		

Power Good Connector(CN3):JST B4B-XH or equivalent

Pin No.	Status	Mating Housing	Terminal
1	PG	JST XHP or equivalent	JST SXH-001T-P0.6 or equivalent
2	GND		
3	-S		
4	+S		

DC Output Connector (CN2) : JST B8P-VH or equivalent

Pin No.	Assignment	Mating Housing	Terminal
1,2,3,4	+V	JST VHR or equivalent	JST SVH-21T-P1.1 or equivalent
5,6,7,8	-V		

5VSB Connector(CN901) : JST B-XH or equivalent

Pin No.	Assignment	Mating Housing	Terminal
1	PS/ON	JST XHP or equivalent	JST SXH-001T or equivalent
2,4	GND		
3	5VSB		

⊕ : Grounding Required

- ⚠ 1.HS1,HS2,HS3 cannot be shorted.
- 2.M1 is safety ground. For better EMC performance,Please secure an electrical connection between M1,M2, and chassis grounding.

■ Installation Manual

Please refer to : <http://www.meanwell.com/manual.html>