



Chipsmall Limited consists of a professional team with an average of over 10 year of expertise in the distribution of electronic components. Based in Hongkong, we have already established firm and mutual-benefit business relationships with customers from,Europe,America and south Asia,supplying obsolete and hard-to-find components to meet their specific needs.

With the principle of “Quality Parts,Customers Priority,Honest Operation,and Considerate Service”,our business mainly focus on the distribution of electronic components. Line cards we deal with include Microchip,ALPS,ROHM,Xilinx,Pulse,ON,Everlight and Freescale. Main products comprise IC,Modules,Potentiometer,IC Socket,Relay,Connector.Our parts cover such applications as commercial,industrial, and automotives areas.

We are looking forward to setting up business relationship with you and hope to provide you with the best service and solution. Let us make a better world for our industry!



Contact us

Tel: +86-755-8981 8866 Fax: +86-755-8427 6832

Email & Skype: info@chipsmall.com Web: www.chipsmall.com

Address: A1208, Overseas Decoration Building, #122 Zhenhua RD., Futian, Shenzhen, China






Specification Status: Released

Maximum Electrical Rating at 20°C
30 V_{DC} /100 A_{DC}
30 V_{AC} /70 A_{RMS}

Insulating Material:
Cured, Flame Retardant Epoxy Polymer
meets UL94 V-0 Requirements

Lead Material:
24 AWG Tin Plated Copper Clad Steel

Marking:
 Manufacturer's Mark
 U160 and Part Identification
 Lot Identification

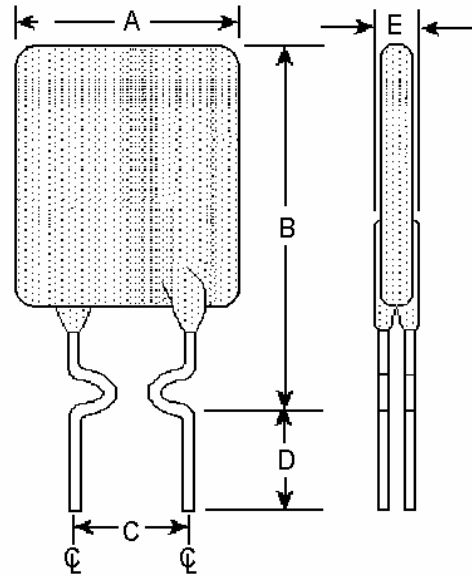


TABLE I. DIMENSIONS:

	A		B		C		D		E	
	MIN	MAX	MIN	MAX	MIN	MAX	MIN	MAX	MIN	MAX
mm:	--	8.9	--	15.2	4.3	5.8	7.6	--	--	3.0
in*:	--	(0.35)	--	(0.60)	(0.17)	(0.23)	(0.30)	--	--	(0.12)

*Rounded off approximation

TABLE II. PERFORMANCE RATINGS:

I HOLD	CURRENT RATINGS		TIME TO TRIP	RESISTANCE		ONE-HOUR POST-TRIP RESISTANCE STANDARD TRIP	TRIPPED POWER DISSIPATION	
	AMPS 20°C HOLD	AMPS AT 20°C HOLD TRIP	SECONDS AT 20°C, 8 0.A MAX	OHMS MIN	OHMS AT 20°C MAX	OHMS AT 20°C MAX	WATTS AT 20°C NOMINAL	WATTS AT 20°C MAX
1.60	1.60	3.20	8.0	0.03	0.07	0.11	0.90	1.36

Agency Recognitions: UL, CSA, TUV, CQC
 Reference Documents: PS300
 Precedence: This specification takes precedence over documents referenced herein.
 Effectivity: Reference documents shall be the issue in effect on the date of invitation for bid.
 CAUTION: Operation beyond the rated voltage or current may result in rupture, electrical arcing or flame.

Materials Information

ROHS Compliant

Directive 2002/95/EC Compliant

ELV Compliant

Directive 2000/53/EC Compliant

Pb-Free



Halogen Free*



* Halogen Free refers to: Br≤900ppm, Cl≤900ppm, Br+Cl≤1500ppm.

PolySwitch®
PTC Devices
Overcurrent Protection Device

PRODUCT: RUEF160

DOCUMENT: SCD25172
REV LETTER: G
REV DATE: JULY 26,2016
PAGE NO.: 2 OF 2

Information furnished is believed to be accurate and reliable. However, users should independently evaluate the suitability of and test each product selected for their own applications. Littelfuse products are not designed for, and shall not be used for, any purpose (including, without limitation, military, aerospace, medical, lifesaving, life-sustaining or nuclear facility applications, devices intended for surgical implant into the body, or any other application in which the failure or lack of desired operation of the product may result in personal injury, death, or property damage) other than those expressly set forth in applicable Littelfuse product documentation. Warranties granted by Littelfuse shall be deemed void for products used for any purpose not expressly set forth in applicable Littelfuse documentation. Littelfuse shall not be liable for any claims or damages arising out of products used in applications not expressly intended by Littelfuse as set forth in applicable Littelfuse documentation. The sale and use of Littelfuse products is subject to Littelfuse Terms and Conditions of Sale, unless otherwise agreed by Littelfuse.