



Chipsmall Limited consists of a professional team with an average of over 10 year of expertise in the distribution of electronic components. Based in Hongkong, we have already established firm and mutual-benefit business relationships with customers from,Europe,America and south Asia,supplying obsolete and hard-to-find components to meet their specific needs.

With the principle of “Quality Parts,Customers Priority,Honest Operation,and Considerate Service”,our business mainly focus on the distribution of electronic components. Line cards we deal with include Microchip,ALPS,ROHM,Xilinx,Pulse,ON,Everlight and Freescale. Main products comprise IC,Modules,Potentiometer,IC Socket,Relay,Connector.Our parts cover such applications as commercial,industrial, and automotives areas.

We are looking forward to setting up business relationship with you and hope to provide you with the best service and solution. Let us make a better world for our industry!



Contact us

Tel: +86-755-8981 8866 Fax: +86-755-8427 6832

Email & Skype: info@chipsmall.com Web: www.chipsmall.com

Address: A1208, Overseas Decoration Building, #122 Zhenhua RD., Futian, Shenzhen, China





REAL TIME CLOCK MODULE (I²C-Bus)
Built-in 32.768 kHz-DTCXO, High Stability

RX - 8803 SA / LC

- Built in frequency adjusted 32.768 kHz crystal unit and DTCXO.
•1/100s resolution Time register
•Interface Type : I²C-Bus interface (400kHz)
•Interface voltage range : 1.6 V to 5.5 V
•Temp. compensated voltage range : 2.2 V to 5.5 V
•Clock supply voltage range : 1.6 V to 5.5 V
•Selectable clock output (32.768 kHz, 1024 Hz, 1 Hz)
•The various functions include full calendar, alarm, timer, EVIN input.


.Epson prepared Linux driver for development.

(http://www5.epsondevice.com/en/information/support/linux_rtc/)

The registered trademark Linux® is used pursuant to a sublicense from LMI(Linux Mark Institute)
The I²C-Bus is a trademark of NXP Semiconductors.



- Product Number (Please contact us)
RX-8803SA UB : X1B000151000100
RX-8803SA UA : X1B000151000200
RX-8803SA UC : X1B000151000300
RX-8803SA AA : X1B000151000400
RX-8803LC UA : X1B000142000100
RX-8803LC UB : X1B000142000200
RX-8803LC UC : X1B000142000300
RX-8803LC AA : X1B000142000400



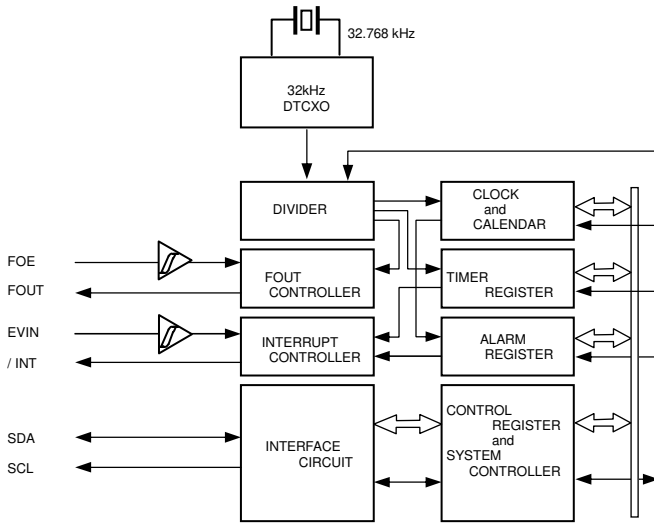
Actual size

RX-8803SA

RX-8803LC



Block diagram



Overview

- High Stability
•UA ± 3.4 x 10⁻⁶ / -40 °C to +85 °C
•UB ± 5.0 x 10⁻⁶ / -40 °C to +85 °C
•UC ± 5.0 x 10⁻⁶ / -30 °C to +70 °C
•AA (+5 ± 5.0) x 10⁻⁶ / +25 °C
• High Resolution: 1/100s Time register with capture buffer
• 32.768 kHz frequency output function
• The various interrupt
• Time synchronize function with 1PPS signal input
• Register compatibility: upper compatible with RX-8801.

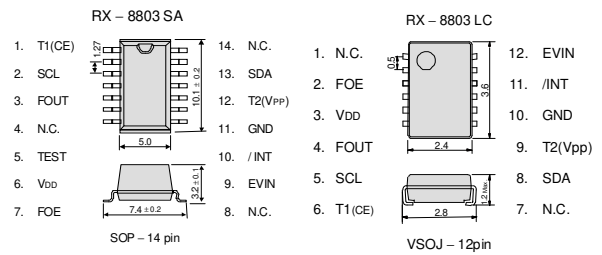
*It is possible to use it by the terminal connection as 32.768 kHz-DTCXO.

Pin Function

Table with 3 columns: Signal Name, I/O, Function. Rows include T1(CE), SCL, FOUT, TEST, VDD, FOE, EVIN, /INT, GND, T2(VPP), SDA.

Terminal connection / External dimensions

(Unit:mm)



The metal case inside of the molding compound may be exposed on the top or bottom of this product. This purely cosmetic and does not have any effect on quality, reliability or electrical specs.

*Stop using the glue
Any glue must never use it after soldering LC-package to a circuit board. This product has glass on the back side of a package. When glue invasions between circuit board side and glass side, then glass cracks by thermal expansion of glue. In this case a crystal oscillation stops. Consider glue abolition or glue do not touch to LC-package

Specifications (characteristics)

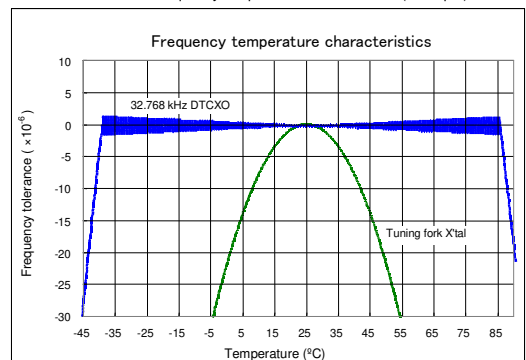
* Refer to application manual for details.

Electrical Characteristics

Table with 7 columns: Item, Symbol, Conditions, Min., Typ., Max., Unit. Rows include Operating voltage, Temp. compensated Voltage, Clock supply voltage, Operating temperature, Stability, Current consumption (1), Current consumption (2).

*1) Equivalent to 9 seconds of month deviation. *2) Equivalent to 13 seconds of month deviation. *3) Equivalent to 13 seconds of month deviation. (excluding offset)

32.768 kHz-DTCXO Frequency temperature characteristics (Example)



PROMOTION OF ENVIRONMENTAL MANAGEMENT SYSTEM CONFORMING TO INTERNATIONAL STANDARDS

At Seiko Epson, all environmental initiatives operate under the Plan-Do-Check-Action (PDCA) cycle designed to achieve continuous improvements. The environmental management system (EMS) operates under the ISO 14001 environmental management standard.

All of our major manufacturing and non-manufacturing sites, in Japan and overseas, completed the acquisition of ISO 14001 certification.

ISO 14000 is an international standard for environmental management that was established by the International Standards Organization in 1996 against the background of growing concern regarding global warming, destruction of the ozone layer, and global deforestation.





WORKING FOR HIGH QUALITY

In order provide high quality and reliable products and services than meet customer needs,

Seiko Epson made early efforts towards obtaining ISO9000 series certification and has acquired ISO9001 for all business establishments in Japan and abroad. We have also acquired ISO/TS 16949 certification that is requested strongly by major automotive manufacturers as standard.

ISO/TS16949 is the international standard that added the sector-specific supplemental requirements for automotive industry based on ISO9001.

► Explanation of the mark that are using it for the catalog

	► Pb free.
	► Complies with EU RoHS directive. *About the products without the Pb-free mark. Contains Pb in products exempted by EU RoHS directive. (Contains Pb in sealing glass, high melting temperature type solder or other.)
	► Designed for automotive applications such as Car Multimedia, Body Electronics, Remote Keyless Entry etc.
	► Designed for automotive applications related to driving safety (Engine Control Unit, Air Bag, ESC etc).

Notice

- This material is subject to change without notice.
- Any part of this material may not be reproduced or duplicated in any form or any means without the written permission of Seiko Epson.
- The information about applied data, circuitry, software, usage, etc. written in this material is intended for reference only. Seiko Epson does not assume any liability for the occurrence of customer damage or infringing on any patent or copyright of a third party. This material does not authorize the licensing for any patent or intellectual copyrights.
- When exporting the products or technology described in this material, you should comply with the applicable export control laws and regulations and follow the procedures required by such laws and regulations.
- You are requested not to use the products (and any technical information furnished, if any) for the development and/or manufacture of weapon of mass destruction or for other military purposes. You are also requested that you would not make the products available to any third party who may use the products for such prohibited purposes.
- These products are intended for general use in electronic equipment. When using them in specific applications that require extremely high reliability, such as the applications stated below, you must obtain permission from Seiko Epson in advance.
/ Space equipment (artificial satellites, rockets, etc.) / Transportation vehicles and related (automobiles, aircraft, trains, vessels, etc.) / Medical instruments to sustain life / Submarine transmitters / Power stations and related / Fire work equipment and security equipment / traffic control equipment / and others requiring equivalent reliability.
- All brands or product names mentioned herein are trademarks and/or registered trademarks of their respective.