



Chipsmall Limited consists of a professional team with an average of over 10 year of expertise in the distribution of electronic components. Based in Hongkong, we have already established firm and mutual-benefit business relationships with customers from,Europe,America and south Asia,supplying obsolete and hard-to-find components to meet their specific needs.

With the principle of "Quality Parts,Customers Priority,Honest Operation,and Considerate Service",our business mainly focus on the distribution of electronic components. Line cards we deal with include Microchip,ALPS,ROHM,Xilinx,Pulse,ON,Everlight and Freescale. Main products comprise IC,Modules,Potentiometer,IC Socket,Relay,Connector.Our parts cover such applications as commercial,industrial, and automotives areas.

We are looking forward to setting up business relationship with you and hope to provide you with the best service and solution. Let us make a better world for our industry!



Contact us

Tel: +86-755-8981 8866 Fax: +86-755-8427 6832

Email & Skype: info@chipsmall.com Web: www.chipsmall.com

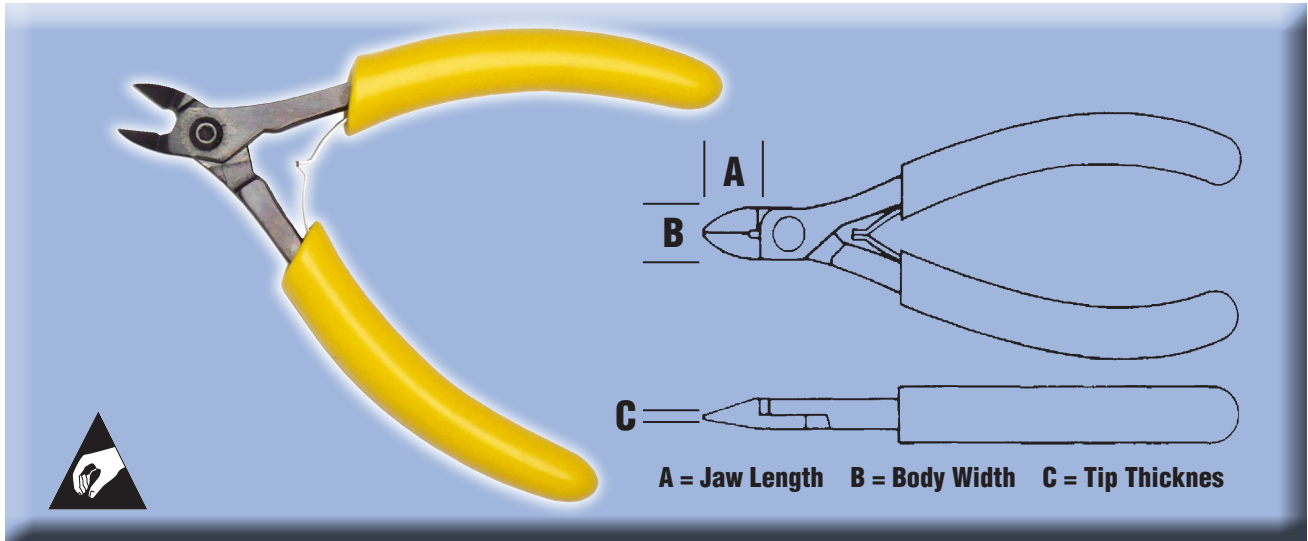
Address: A1208, Overseas Decoration Building, #122 Zhenhua RD., Futian, Shenzhen, China









Swanstrom Tools USA

Super Diagonal Cutters



<u>TOOL NUMBER</u>	<u>EDGE</u>	<u>OAL INCH</u>	<u>JAW LENGTH</u>	<u>BODY WIDTH</u>	<u>TIP THICKNESS</u>	
OVAL						
	S130	Bevel	4.10	0.36	0.33	0.03
	S131	Flush	4.10	.036	0.33	0.03
	S132	Super Flush	4.10	0.36	0.33	0.03
	S140	Bevel	4.70	0.45	0.40	0.03
	S141	Flush	4.70	0.45	0.40	0.03
	S142	Super Flush	4.70	0.45	0.40	0.03
	S150	Bevel	4.85	0.50	0.50	0.05
	S151	Flush	4.85	0.50	0.50	0.05
	S152	Super Flush	4.85	0.50	0.50	0.05
	S160	Bevel	5.30	0.68	0.60	0.06
	S161	Flush	5.30	0.68	0.60	0.06
	S162	Super Flush	5.30	0.68	0.60	0.06

3300 James Day Avenue • Superior, WI 54880-5526 • (715) 392-9231 • Toll Free: (800) 287-8872 • Fax: (715) 392-9233
 Website: www.swanstromtools.com • E-mail: sales@swanstromtools.com

Super Diagonal Cutters

	TOOL NUMBER	EDGE	OAL INCH	JAW LENGTH	BODY WIDTH	TIP THICKNESS	
	TAPERED						
	S143LI	Bevel	4.70	0.40	0.40	0.03	
	S144LI	Flush	4.70	0.40	0.40	0.03	
	S145LI	Super Flush	4.70	0.40	0.40	0.03	
	S153	Bevel	4.80	0.50	0.50	0.03	
	S154	Flush	4.80	0.50	0.50	0.03	
	S155	Super Flush	4.80	0.50	0.50	0.03	
	S163	Bevel	5.40	0.68	0.60	0.04	
	S164	Flush	5.40	0.68	0.60	0.04	
S165	Super Flush	5.40	0.68	0.60	0.04		
	TAPERED, RELIEVED						
	S138-1	Super Flush	4.10	0.36	0.33	0.02	
	S146LI	Bevel	4.70	0.40	0.40	0.03	
	S147LI	Flush	4.70	0.40	0.40	0.03	
	S148LI	Super Flush	4.70	0.40	0.40	0.03	
	S156	Bevel	4.80	0.50	0.50	0.04	
	S157	Flush	4.80	0.50	0.50	0.04	
	S158	Super Flush	4.80	0.50	0.50	0.04	
	S166	Bevel	5.40	0.68	0.60	0.04	
	S167	Flush	5.40	0.68	0.60	0.04	
	S168	Super Flush	5.40	0.68	0.60	0.04	
		45 DEGREE LONG HEAD					
		S247LI	Flush	5.00	0.73	0.27	0.04
		20 DEGREE SHORT HEAD					
	S482-1	Flush	4.60	0.38	0.40	0.03	

* For lead catcher add "LC" suffix to tool number