



Chipsmall Limited consists of a professional team with an average of over 10 year of expertise in the distribution of electronic components. Based in Hongkong, we have already established firm and mutual-benefit business relationships with customers from,Europe,America and south Asia,supplying obsolete and hard-to-find components to meet their specific needs.

With the principle of "Quality Parts,Customers Priority,Honest Operation,and Considerate Service",our business mainly focus on the distribution of electronic components. Line cards we deal with include Microchip,ALPS,ROHM,Xilinx,Pulse,ON,Everlight and Freescale. Main products comprise IC,Modules,Potentiometer,IC Socket,Relay,Connector.Our parts cover such applications as commercial,industrial, and automotives areas.

We are looking forward to setting up business relationship with you and hope to provide you with the best service and solution. Let us make a better world for our industry!



Contact us

Tel: +86-755-8981 8866 Fax: +86-755-8427 6832

Email & Skype: info@chipsmall.com Web: www.chipsmall.com

Address: A1208, Overseas Decoration Building, #122 Zhenhua RD., Futian, Shenzhen, China

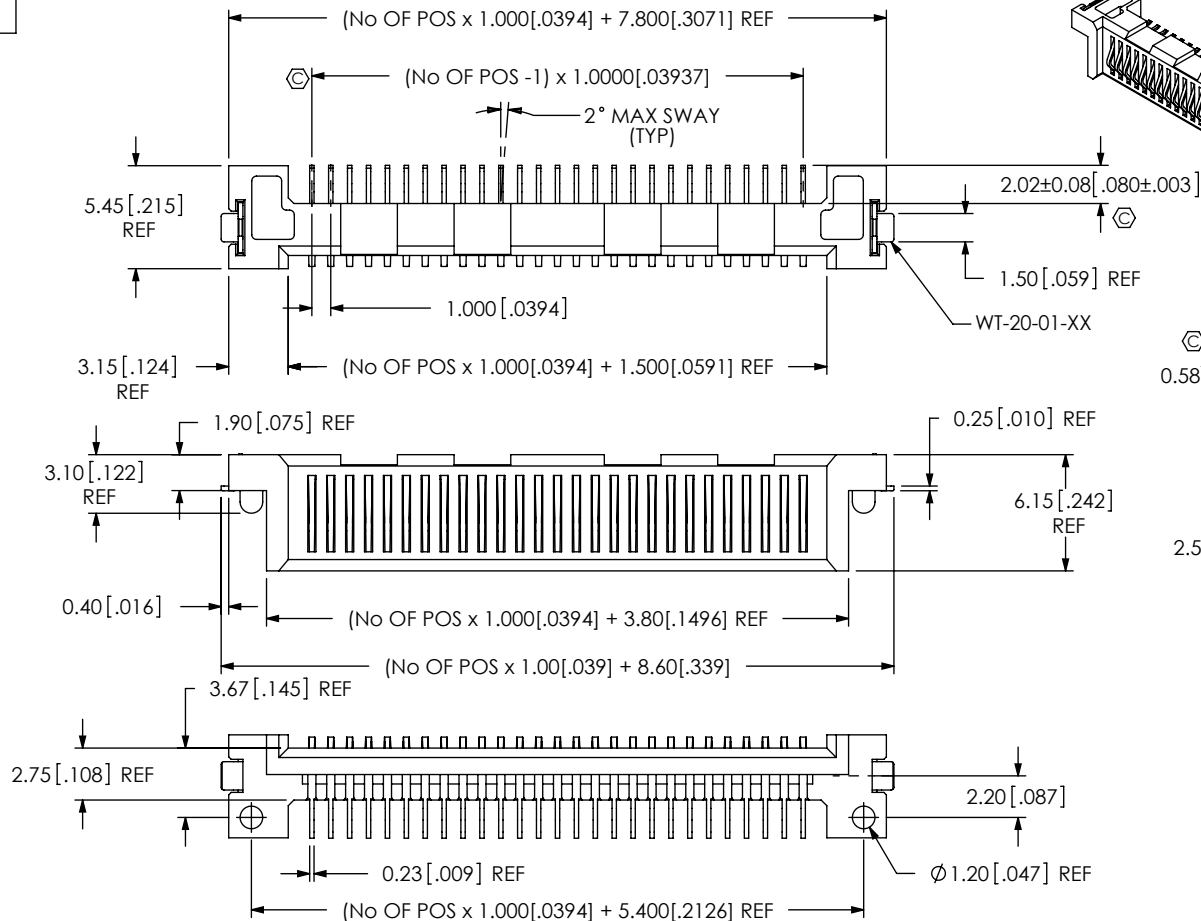


NOTES:

1. Ⓢ REPRESENTS A CRITICAL DIMENSION.
2. BURR ALLOWANCE: .038[.0015] MAX.
3. MINIMUM PUSHOUT FORCE, CONTACTS, AND WELD TABS: .5 LB.
4. MAXIMUM ALLOWABLE BOW: .05[.002] INCH/INCH AFTER ASSEMBLY.
5. PARTS TO BE PACKAGED IN TUBES.
6. INCLUDES CONTACTS AND WELD TABS.
7. DIMENSION APPLIES FROM LINE FORMED BY BODY TO BOTH THE WELD TAB AND THE SOLDER TAIL. WELD TAB AND SOLDER TAIL MAY BE ABOVE OR BELOW LINE FORMED BY BODY.

DESIGNED & DIMENSIONED
IN MILLIMETERS[INCHES]

DO NOT
SCALE FROM
THIS PRINT



SAL1-1XX-XX-XX-S-A-XX

No OF POSITIONS
-20, -27, -30, & -40

LEAD STYLE
-01:
(USE C-192-03-XX)

OPTIONS

- TR: TAPE & REEL (SEE FIG 3, SHT 2)
(REQUIRED FOR NEW CUSTOMERS)
- K: KAPTON PAD
(SEE FIG 2, SHT 2)

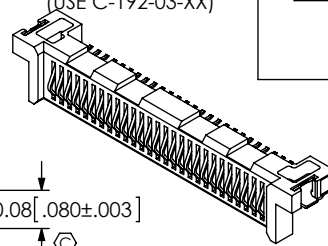
ALIGNMENT PIN

ROW SPECIFICATION

- S: SINGLE (USE SAL1-XX-S-A)

PLATING SPECIFICATION

- S: 30μ" SELECTIVE GOLD IN CONTACT AREA, MATTE TIN ON TAIL.
(USE C-192-03-S & WT-20-01-T)
- H: 30μ" GOLD IN CONTACT AREA, 3μ" GOLD ON TAIL.
(USE C-192-03-H & WT-20-01-T)
- SM: 30μ" SELECTIVE GOLD IN CONTACT AREA, MATTE TIN ON TAIL.
(USE C-192-03-S & WT-20-01-TM)



0.58^{+0.13}_{-0.08} [0.023^{+0.005}_{-0.003}]

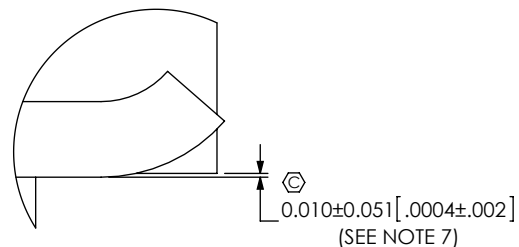
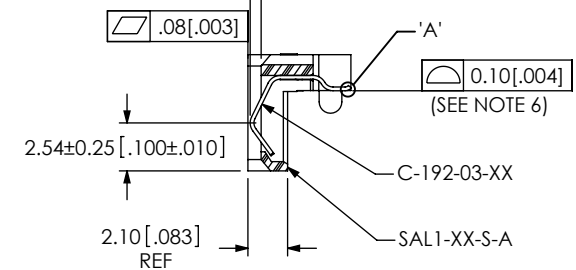
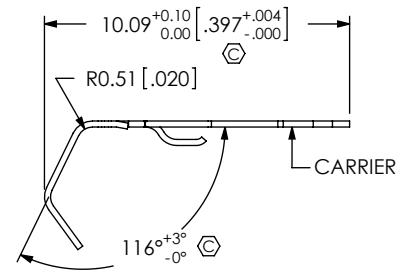


FIG 1
SAL1-127-01-XX-S-A SHOWN

DETAIL 'A'
SCALE 50 : 1



IN-PROCESS

<p>UNLESS OTHERWISE SPECIFIED, DIMENSIONS ARE IN MILLIMETERS.</p> <p>TOLERANCES ARE:</p> <p>DECIMALS ANGLES</p> <p>.X: ±.3 [0] 2°</p> <p>.XX: ±.13 [0.05]</p> <p>.XXX: ±.051 [0.020]</p>	<p>PROPRIETARY NOTE</p> <p>THIS DOCUMENT CONTAINS INFORMATION CONFIDENTIAL AND PROPRIETARY TO SAMTEC, INC. AND SHALL NOT BE REPRODUCED OR TRANSFERRED TO OTHER DOCUMENTS OR DISCLOSED TO OTHERS OR USED FOR ANY PURPOSE OTHER THAN THAT WHICH IT WAS OBTAINED WITHOUT THE EXPRESSED WRITTEN CONSENT OF SAMTEC, INC.</p>	<p>520 PARK EAST BLVD., NEW ALBANY, IN 47150 PHONE: 812-944-6733 FAX: 812-948-5047 e-Mail: info@SAMTEC.com code 55322</p>
<p>MATERIAL: DO NOT SCALE DRAWING SHEET SCALE: 2:5:1</p> <p>INSULATOR: LCP, COLOR: BLACK</p> <p>CONTACT: BeCu</p>	<p>DWG. NO.</p> <p>SAL1-1XX-XX-XX-S-A-XX</p>	<p>BY: DEAN P 09-23-2010 SHEET 1 OF 2</p>

FIG 2
SAL1-127-01-XX-S-A-K SHOWN
SAME AS FIG 1 EXCEPT AS SHOWN

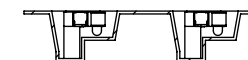
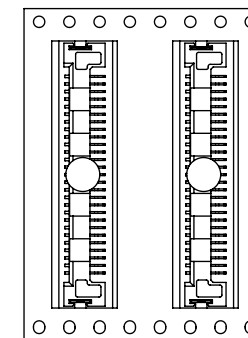
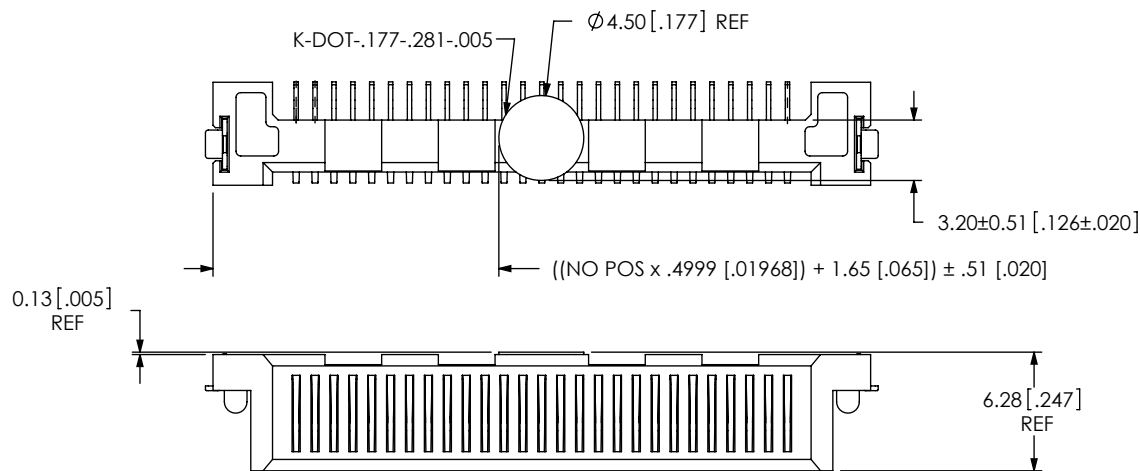
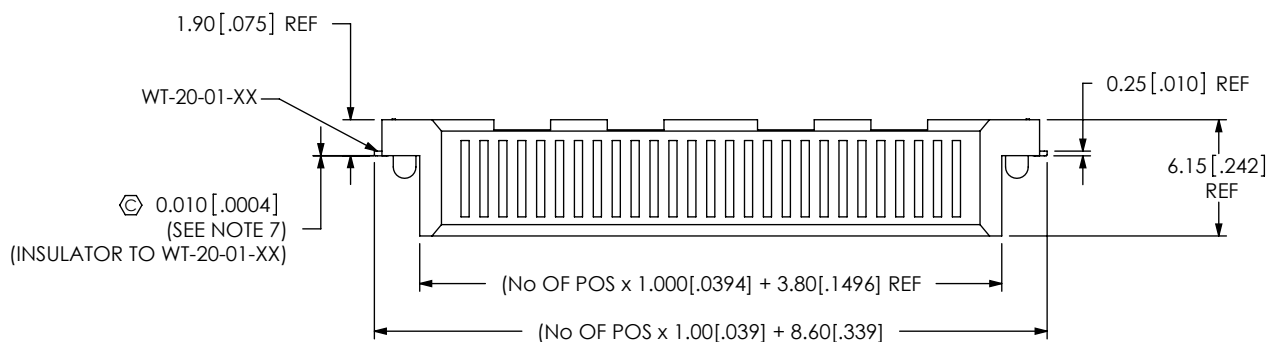
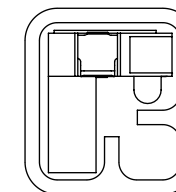


FIG 3
T&R PACKAGING



SUB ASSEMBLY
SUB-SAL1-127-01-XX-XX-S-A SHOWN
(FILL WT-20-01-XX)
(PARTS TO BE BULK PACKAGED)

EXISTING CUSTOMERS ONLY



TUBE PACKAGING
TUBE: PT-1-24-01-144
PLUG: TP-24-02

PROPRIETARY NOTE
THIS DOCUMENT CONTAINS INFORMATION CONFIDENTIAL AND PROPRIETARY TO SAMTEC, INC. AND SHALL NOT BE REPRODUCED OR TRANSFERRED TO OTHER DOCUMENTS OR DISCLOSED TO OTHERS OR USED FOR ANY PURPOSE OTHER THAN THAT WHICH IT WAS OBTAINED WITHOUT THE EXPRESSED WRITTEN CONSENT OF SAMTEC, INC.

DO NOT SCALE DRAWING
SHEET SCALE: 2.5:1



520 PARK EAST BLVD, NEW ALBANY, IN 47150
PHONE: 812-944-6733 FAX: 812-948-5047
e-Mail: info@SAMTEC.com code 55322

DESCRIPTION:	1MM SERIAL ATA LINK CONNECTOR
DWG. NO.	SAL1-1XX-XX-XX-S-A-XX
BY: DEAN P	09-23-2010 SHEET 2 OF 2