



Chipsmall Limited consists of a professional team with an average of over 10 year of expertise in the distribution of electronic components. Based in Hongkong, we have already established firm and mutual-benefit business relationships with customers from,Europe,America and south Asia,supplying obsolete and hard-to-find components to meet their specific needs.

With the principle of "Quality Parts,Customers Priority,Honest Operation,and Considerate Service",our business mainly focus on the distribution of electronic components. Line cards we deal with include Microchip,ALPS,ROHM,Xilinx,Pulse,ON,Everlight and Freescale. Main products comprise IC,Modules,Potentiometer,IC Socket,Relay,Connector.Our parts cover such applications as commercial,industrial, and automotives areas.

We are looking forward to setting up business relationship with you and hope to provide you with the best service and solution. Let us make a better world for our industry!



Contact us


Tel: +86-755-8981 8866 Fax: +86-755-8427 6832

Email & Skype: info@chipsmall.com Web: www.chipsmall.com


Address: A1208, Overseas Decoration Building, #122 Zhenhua RD., Futian, Shenzhen, China



170 pts solder-in breadboard (Exact Solderless Match)



Top view



Bottom view

Product Highlights

Immersion Gold Finish

All holes are gold plated and are on a 0.1" grid
1/16" (1.6mm) thick FR-4 UL94V-0
Accepts a variety of wire sizes (20-32 AWG)
2 mounting holes

Usage

This board exactly copies the routing of a 170 pts tiny solderless breadboard.

Allows direct transfer of circuits prototyped in a solderless breadboard to a solder-in breadboard to facilitate functional in-system testing or field testing.

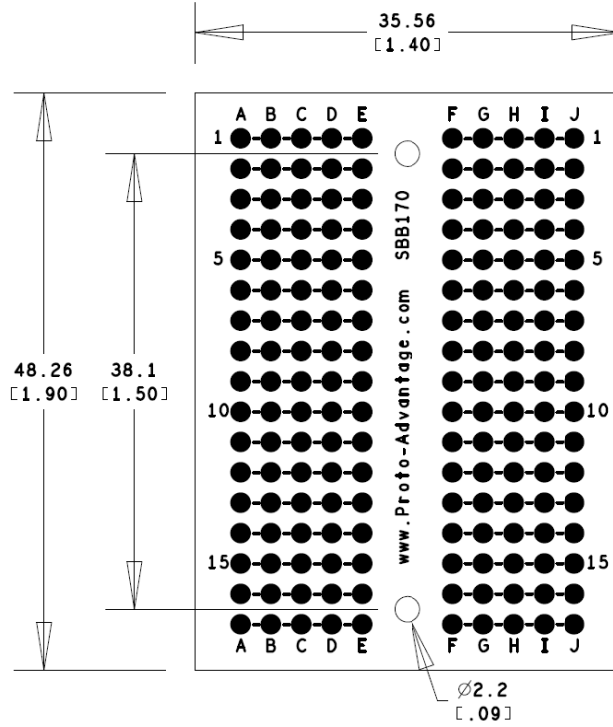
Specifications

Wiring Pattern:	1 Terminal Strip 170 Terminal Holes
Dimensions:	1.9" x 1.4" x 0.0625" (48.26mm x 35.56mm x 1.6mm)
PCB construction:	FR-4 UL94V-0
PCB operating temperature range:	-40°C to +130°C (-40°F to +266°F)
PCB reflow maximum temperature:	+260°C (500°F)
PCB trace width:	0.059" (1.5mm)
PCB trace thickness:	1 oz copper / ft ² (1.4 mils) (0.03556 mm)
PCB trace current capacity*:	10A continuous @ 40°C rise, 13A continuous @ 80°C rise*
Recommended pin size:	25 mil square wire wrap posts or smaller
Diameter of 2 mounting holes:	2.2mm (87 mils)

* Derived from IPC-2221 current capacity graphs at 25°C ambient temperature. Actual current capacity will vary based on air flow, component density, and other factors.

Top View of SBB170


Topside silkscreen lines between holes show where bottom traces electrically connect holes.




(Representative drawing only - not to scale)

Complete Line of Proto Advantage Exact Solderless Match Solder-in Breadboards:


Tiny breadboard match (P/N: **SBB170**)




Full size breadboard match (P/N: **SBB830**)



1/6 size breadboard match (P/N: **SBB136**)



1/4 size breadboard match (P/N: **SBB206**)



1/2 size breadboard match (P/N: **SBB400**)

