



Chipsmall Limited consists of a professional team with an average of over 10 year of expertise in the distribution of electronic components. Based in Hongkong, we have already established firm and mutual-benefit business relationships with customers from,Europe,America and south Asia,supplying obsolete and hard-to-find components to meet their specific needs.

With the principle of "Quality Parts,Customers Priority,Honest Operation,and Considerate Service",our business mainly focus on the distribution of electronic components. Line cards we deal with include Microchip,ALPS,ROHM,Xilinx,Pulse,ON,Everlight and Freescale. Main products comprise IC,Modules,Potentiometer,IC Socket,Relay,Connector.Our parts cover such applications as commercial,industrial, and automotives areas.

We are looking forward to setting up business relationship with you and hope to provide you with the best service and solution. Let us make a better world for our industry!



## Contact us

Tel: +86-755-8981 8866 Fax: +86-755-8427 6832

Email & Skype: info@chipsmall.com Web: www.chipsmall.com

Address: A1208, Overseas Decoration Building, #122 Zhenhua RD., Futian, Shenzhen, China

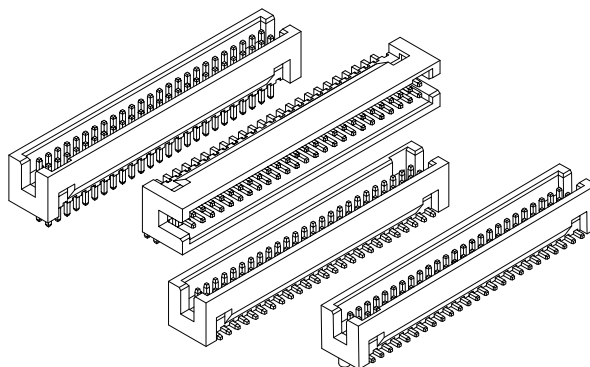




## .050" [1.27 mm] Contact Centers, Shrouded (Box) Headers/Straight/Right Angle/SMT With or Without Post- SBH Series Mates with SFH31 series (See opposite page)

### SPECIFICATIONS

- Polarizing Notch
- Operating Temperature: -40°C to +105°C
- Processing Temperature: 230°C Max. for 60 seconds, (260°C Max. for 10 seconds)
- UL Flammability Rating: 94V-0
- Voltage Rating: 20 milli Ohms Max.
- Current Rating: 1 Amp
- Dielectric Withstanding: 500 VAC
- Insulation Resistance: 1000 Megohms



### PART NUMBER OPTIONS

**SERIES** ————— **SBH31 - N B P B - D 10 - ST - BK**

SBH31 = Box Header, .050" [1.27 mm] Contact Centers by .050" [1.27 mm] Row Spacing

**INSULATOR MATERIAL** —————

N = Nylon  
L = LCP

**CONTACT MATERIAL** —————

B = Brass

**CONTACT FINISH - RoHS Compliant** —————

P = Gold Flash Overall

**CONTACT CENTERS** —————

B = .050" [1.27 mm]

**COLOR**

BK = Black

**TERMINATION TYPE**

ST = Straight  
RA = Right Angle  
SM = Surface Mount  
SP = Surface Mount with Guide Posts

**NUMBER OF CONTACT POSITIONS (Pins per Row)**

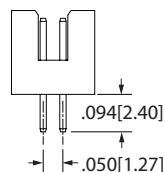
03 thru 50

**NUMBER OF ROWS**

D = Dual Row

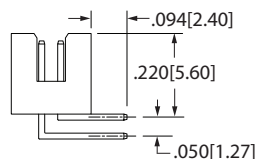
### DIMENSIONS For complete drawings, go to [www.sullinscorp.com](http://www.sullinscorp.com) or e-mail [techsupport@sullinscorp.com](mailto:techsupport@sullinscorp.com)

Dimensions in [ ] are in millimeters, all others are in inches.



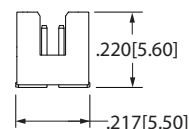
#### STRAIGHT (ST)

Example P/N: SBH31-NBPB-D20-ST-BK



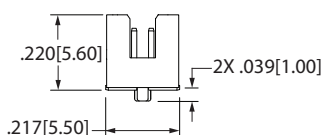
#### RIGHT ANGLE (RA)

Example P/N: SBH31-NBPB-D20-RA-BK



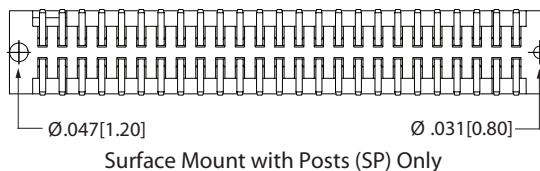
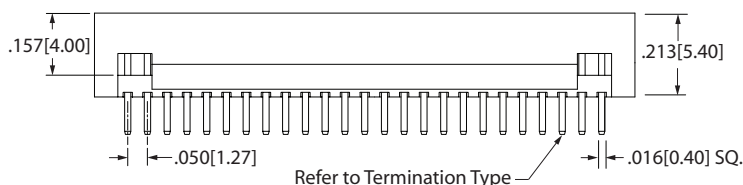
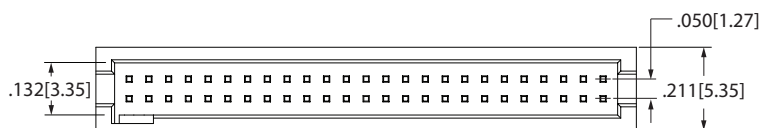
#### SURFACE MOUNT (SM)

Example P/N: SBH31-NBPB-D20-SM-BK



#### SURFACE MOUNT with Posts (SP)

Example P/N: SBH31-NBPB-D20-SP-BK



Surface Mount with Posts (SP) Only