



Chipsmall Limited consists of a professional team with an average of over 10 year of expertise in the distribution of electronic components. Based in Hongkong, we have already established firm and mutual-benefit business relationships with customers from,Europe,America and south Asia,supplying obsolete and hard-to-find components to meet their specific needs.

With the principle of "Quality Parts,Customers Priority,Honest Operation,and Considerate Service",our business mainly focus on the distribution of electronic components. Line cards we deal with include Microchip,ALPS,ROHM,Xilinx,Pulse,ON,Everlight and Freescale. Main products comprise IC,Modules,Potentiometer,IC Socket,Relay,Connector.Our parts cover such applications as commercial,industrial, and automotives areas.

We are looking forward to setting up business relationship with you and hope to provide you with the best service and solution. Let us make a better world for our industry!



Contact us

Tel: +86-755-8981 8866 Fax: +86-755-8427 6832

Email & Skype: info@chipsmall.com Web: www.chipsmall.com

Address: A1208, Overseas Decoration Building, #122 Zhenhua RD., Futian, Shenzhen, China



SC35VB160-G

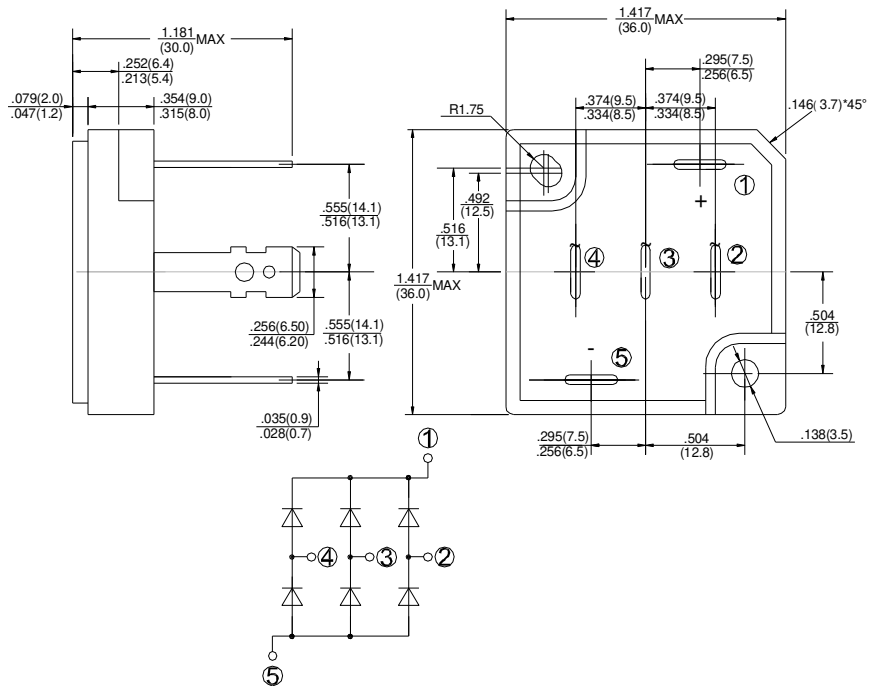
"-G" : RoHS Device

REVERSE VOLTAGE - **1600Volts**
FORWARD CURRENT - **35Amperes**

FEATURES

- Surge overload -350 amperes peak
- Low forward voltage drop
- Mounting position :Any
- Weight: 37g

SCVB



Dimensions in inches and (millimeters)

MAXIMUM RATINGS AND ELECTRICAL CHARACTERISTICS

Rating at 25°C ambient temperature unless otherwise specified.

Resistive or inductive load 60Hz.

For capacitive load, derate current by 20%

CHARACTERISTICS	SYMBOL	SC35VB160	UNIT
Maximum Recurrent Peak Reverse Voltage	VRRM	1600	V
Maximum RMS Bridge Input Voltage	VRMS	1120	V
Maximum Average Forward Rectified Output Current @ Tc=55°C	I(AV)	35	A
Peak Forward Surge Current 8.3ms Single Half Sine-Wave Super Imposed on Rated Load	IFSM	350	A
Current Squared time (1ms<t<10ms)	I ² t	300	A ² S
Dielectric Strength	Vdis	2000	V
Mounting Torque	TOR	0.8	N.m
Maximum Forward Voltage Drop Per Element at 12.5A Peak	VF	1.1	V
Maximum Reverse Current at Rated DC Blocking Voltage Per Element @ TA=25°C	IR	100	µA
Typical Thermal Resistance (Note1)	RθJC	Max: 0.7	°C/W
Operating Temperature Range	TJ	-55 to +150	°C
Storage Temperature Range	TSTG	-55 to +150	°C

NOTES: 1. Thermal Resistance Junction to case.

RATINGS AND CHARACTERISTIC CURVES SC35VB160-G

FIG.1-MAXMUN FORWARD SURGE CURRENT

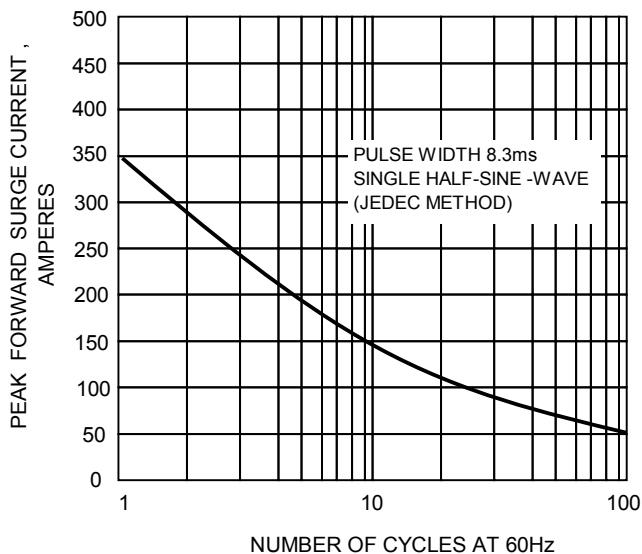


FIG.2- DERATING CURVE OUTPUT RECTIFIED CURRENT

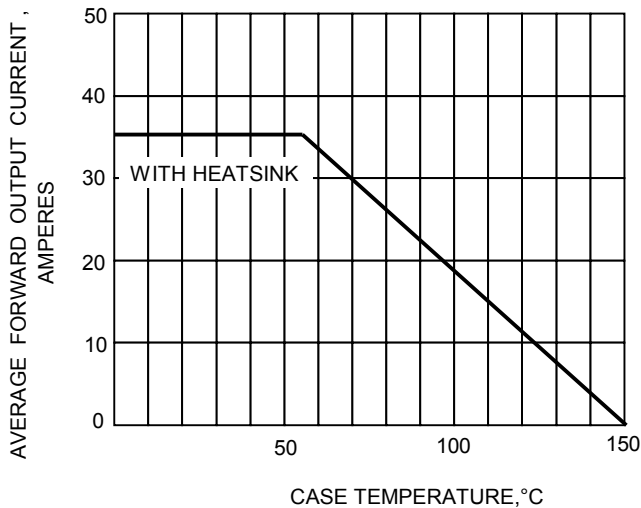


FIG.3-TYPICAL FORWARD CHARACTERISTICS

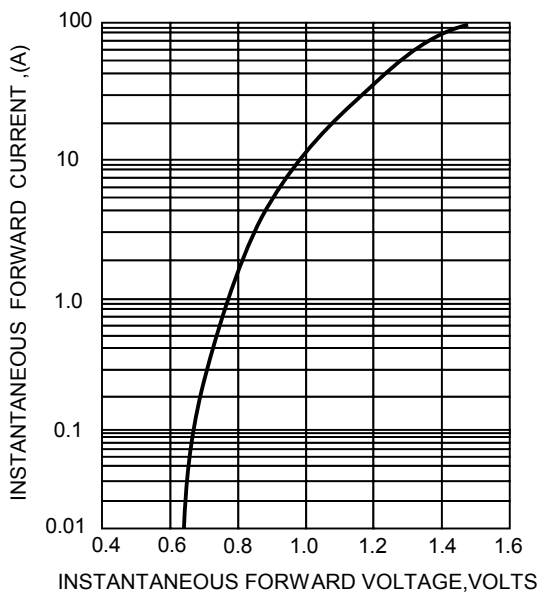


FIG.4-TYPICAL REVERSE CHARACTERISTICS

