



Chipsmall Limited consists of a professional team with an average of over 10 year of expertise in the distribution of electronic components. Based in Hongkong, we have already established firm and mutual-benefit business relationships with customers from,Europe,America and south Asia,supplying obsolete and hard-to-find components to meet their specific needs.

With the principle of “Quality Parts,Customers Priority,Honest Operation,and Considerate Service”,our business mainly focus on the distribution of electronic components. Line cards we deal with include Microchip,ALPS,ROHM,Xilinx,Pulse,ON,Everlight and Freescale. Main products comprise IC,Modules,Potentiometer,IC Socket,Relay,Connector.Our parts cover such applications as commercial,industrial, and automotives areas.

We are looking forward to setting up business relationship with you and hope to provide you with the best service and solution. Let us make a better world for our industry!



## Contact us

Tel: +86-755-8981 8866 Fax: +86-755-8427 6832

Email & Skype: info@chipsmall.com Web: www.chipsmall.com

Address: A1208, Overseas Decoration Building, #122 Zhenhua RD., Futian, Shenzhen, China



January 16, 1998

TEL:805-498-2111 FAX:805-498-3804 WEB:http://www.semtech.com

### SUPERFAST RECOVERY, HIGH CURRENT 1-PHASE FULL WAVE BRIDGE RECTIFIER ASSEMBLIES

### QUICK REFERENCE DATA

- Low forward voltage drop
- Low reverse leakage current
- Very fast reverse recovery time
- Low thermal impedance
- High forward and surge current ratings

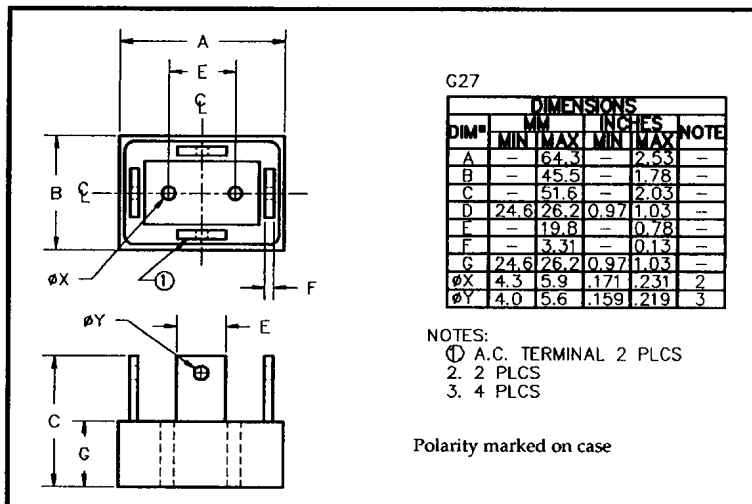
- $V_R = 50V - 150V$
- $I_F = 70A$
- $V_F = 0.97V$
- $t_{rr} = 30nS$

### ABSOLUTE MAXIMUM RATINGS

Device Type	Working Reverse Voltage $V_{RWM}$	Average Rectified Current $I_{F(AV)}$						1 Cycle Surge Current $I_{FSM}$ $t_p = 8.3mS$		Repetitive Surge Current $I_{FRM}$
		(@ case temperature)			(@ ambient temperature)			@ 25°C	@ 100°C	
		@ 55°C	@ 100°C	@ 125°C	@ 25°C	@ 55°C	@ 100°C			
		Volts	Amps	Amps	Amps	Amps	Amps	Amps	Amps	
SCAS05FF	50									
SCAS10FF	100	70	48	35	18	12.5	8.0	900	750	125
SCAS15FF	150									

$$R_{\theta JC} = 0.4^{\circ}C/W$$

### MECHANICAL



January 16, 1998

### ELECTRICAL CHARACTERISTICS

Device Type	Maximum Reverse Leakage Current $I_R @ V_{RWM}$		Maximum Forward Voltage $V_F @ 30A/leg$	Reverse Recovery Time <sup>1</sup> $t_{rr} @ 25^\circ C$	Maximum operating & storage temp. range. $T_{OP} T_{STG}$
	@ 25°C	@ 100°C			
	μA	mA	Volts	nS	°C
SCAS05FF SCAS10FF SCAS15FF	120	6.0	0.97	30	-55 to +150

<sup>1</sup> Measured on discrete devices prior to assembly

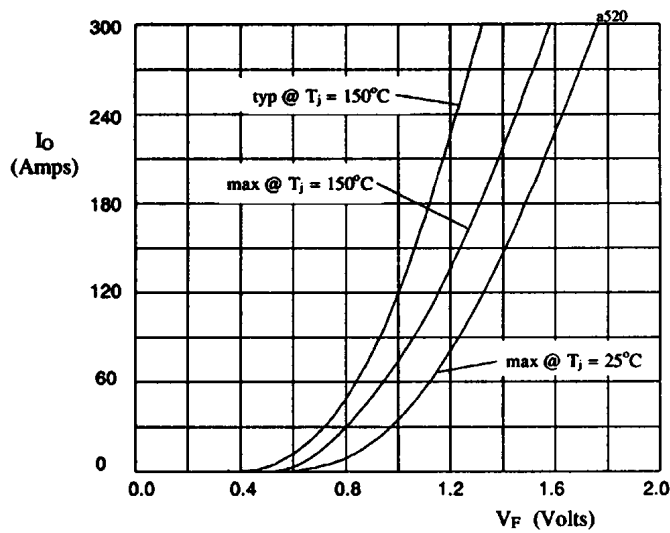


Fig 1. Forward voltage drop against output current per leg.

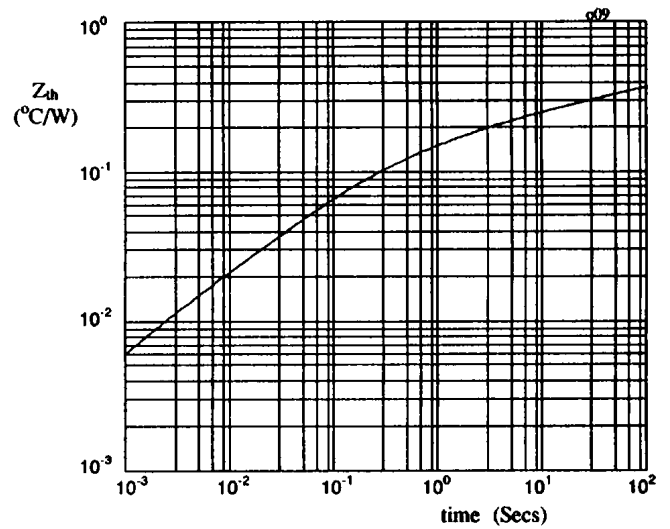


Fig 2. Transient thermal impedance characteristic per leg