Chipsmall Limited consists of a professional team with an average of over 10 year of expertise in the distribution of electronic components. Based in Hongkong, we have already established firm and mutual-benefit business relationships with customers from,Europe,America and south Asia,supplying obsolete and hard-to-find components to meet their specific needs.

With the principle of “Quality Parts,Customers Priority,Honest Operation,and Considerate Service”,our business mainly focus on the distribution of electronic components. Line cards we deal with include Microchip,ALPS,ROHM,Xilinx,Pulse,ON,Everlight and Freescale. Main products comprise IC,Modules,Potentiometer,IC Socket,Relay,Connector.Our parts cover such applications as commercial,industrial, and automotives areas.

We are looking forward to setting up business relationship with you and hope to provide you with the best service and solution. Let us make a better world for our industry!

Contact us

Tel: +86-755-8981 8866 Fax: +86-755-8427 6832
Email & Skype: info@chipsmall.com Web: www.chipsmall.com
Address: A1208, Overseas Decoration Building, #122 Zhenhua RD., Futian, Shenzhen, China

SCIHP0420TB

SMD POWER INDUCTORS



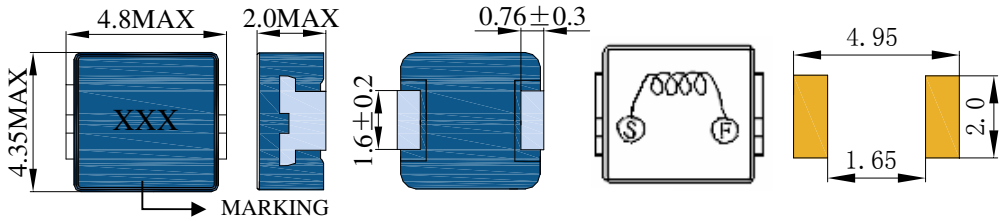

● Features

1. Lowest DCR/uH in this small package size.
2. Frequency range up to 1.0MHZ.
3. -55℃ to +125℃ operating temperature (*).
4. Handles high transient current spikes without saturation.
5. Composite construction providing extremely low buzz noise.

ELECTRICAL CHARACTERISTICS

Part Number	Inductance (uH) (1)	Test Frequency	DC Resistance (mΩ MAX) (2)	Saturation Current (A) (3)	Temperature Current (A) (4)
SCIHP0420TB-R10	0.10	200KHz	4.0	22.0	12.0
SCIHP0420TB-R22	0.22	200KHz	6.6	12.5	9.0
SCIHP0420TB-R33	0.33	200KHz	11.0	11.0	8.5
SCIHP0420TB-R47	0.47	200KHz	14.0	9.5	7.0
SCIHP0420TB-R56	0.56	200KHz	16.0	10.0	6.5
SCIHP0420TB-R68	0.68	200KHz	22.0	8.5	6.0
SCIHP0420TB-1R0	1.0	200KHz	27.0	7.0	4.5
SCIHP0420TB-1R2	1.2	200KHz	29.0	7.0	4.5
SCIHP0420TB-1R5	1.5	200KHz	46.0	6.0	4.0
SCIHP0420TB-2R2	2.2	200KHz	58.0	5.0	3.0
SCIHP0420TB-3R3	3.3	200KHz	87.0	4.0	2.5

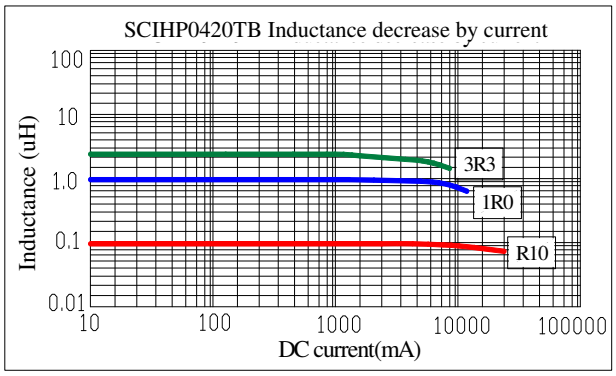

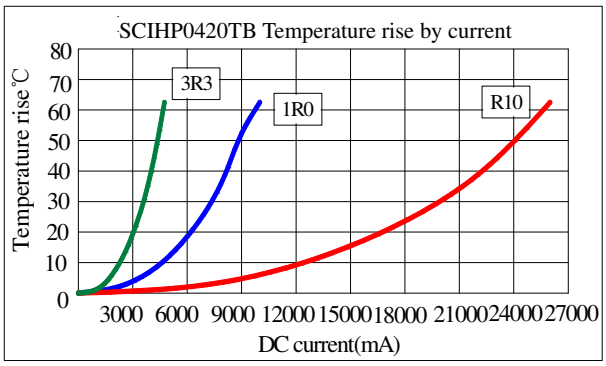

(1). Inductance tolerance ±20% tested at 0.25V, 0ADC and 25℃
(2). DCR measured at 25℃.
(3). The DC current at which the inductance decreases by 20% from its initial value.
(4). The DC current that results in a 40℃ temperature rise from 25℃ ambient
(*). Part temperature (ambient + temp rise) should not exceed 125℃ under worst case operating conditions. Circuit design, component placement, PCB trace size and thickness, airflow and other cooling provisions may affect the temperature of the part. Part temperature should be verified in the end application.

Click here for QUANTITY PER REEL & PACKING INFORMATION

Custom versions available upon request.

©2015 Signal Transformer –Specification subject to change without notice. 06.15

signal TRANSFORMER
www.signaltransformer.com
500 Bayview Avenue, Inwood, NY 11096
Toll Free 866-239-5777 • Tel 516-239-5777 • Fax 516-239-7208
Sales@signaltransformer.com • techhelp@signaltransformer.com