



Chipsmall Limited consists of a professional team with an average of over 10 year of expertise in the distribution of electronic components. Based in Hongkong, we have already established firm and mutual-benefit business relationships with customers from,Europe,America and south Asia,supplying obsolete and hard-to-find components to meet their specific needs.

With the principle of "Quality Parts,Customers Priority,Honest Operation,and Considerate Service",our business mainly focus on the distribution of electronic components. Line cards we deal with include Microchip,ALPS,ROHM,Xilinx,Pulse,ON,Everlight and Freescale. Main products comprise IC,Modules,Potentiometer,IC Socket,Relay,Connector.Our parts cover such applications as commercial,industrial, and automotives areas.

We are looking forward to setting up business relationship with you and hope to provide you with the best service and solution. Let us make a better world for our industry!



## Contact us

Tel: +86-755-8981 8866 Fax: +86-755-8427 6832

Email & Skype: info@chipsmall.com Web: www.chipsmall.com

Address: A1208, Overseas Decoration Building, #122 Zhenhua RD., Futian, Shenzhen, China



REVISION Y

TABLE 1		
PART NUMBER	END 2	"B"
SCPU-17-XX-XX-AMS-	AMS	36.5 [1.45]
	BMS	36.5 [1.45]
	AM	36.5 [1.45]
	BM	36.5 [1.45]
	MB	36.5 [1.45]
	BC	18.25 [.718]
SCPU-17-XX-XX-BMS-	AMS	36.5 [1.45]
	BMS	36.5 [1.45]
	AM	36.5 [1.45]
	BM	36.5 [1.45]
	BC	18.25 [.718]

DESIGNED & DIMENSIONED  
IN MILLIMETERS[INCHES]

FIG 1  
SCPU-17-G-XX-XX-AMS-BMS SHOWN

SCPU-17-X-XX.XX-XXX-XXX

PLATING  
-G: .000030" GOLD ON CONTACT AREAS, NICKEL ON SHELLS

END 2 OPTIONS

- AMS: SEALED USB A (USB A END SEALED ONLY) (SEE SHEETS 1-3 & 11)
- BMS: SEALED USB B (USB B END SEALED ONLY) (SEE SHEETS 1-3 & 11)
- AM: USB A NOT SEALED (USB A END NOT SEALED ONLY) (SEE SHEET 2)
- BM: USB B NOT SEALED (USB B END NOT SEALED ONLY) (SEE SHEET 2)
- BC: BLUNT CUT (SEE SHEET 3)
- MB: MINI USB B NOT SEALED (MINI USB B END NOT SEALED ONLY) (SEE SHEET 11)

LENGTH

-XX.XX (SEE TABLE 1)  
(00.25M [9.842] MIN - 50.00M [1968.504] MAX)  
(SEE NOTE 22)

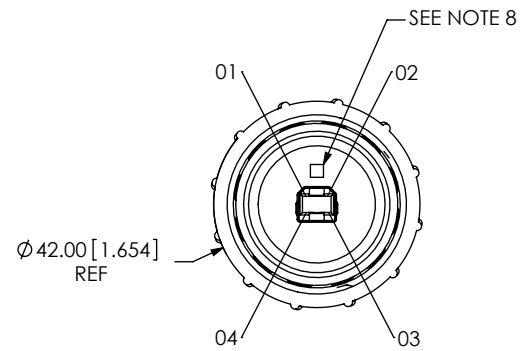
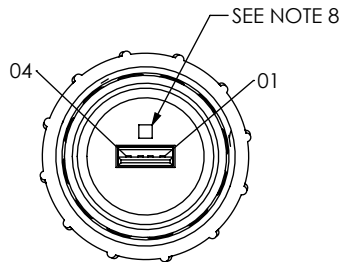
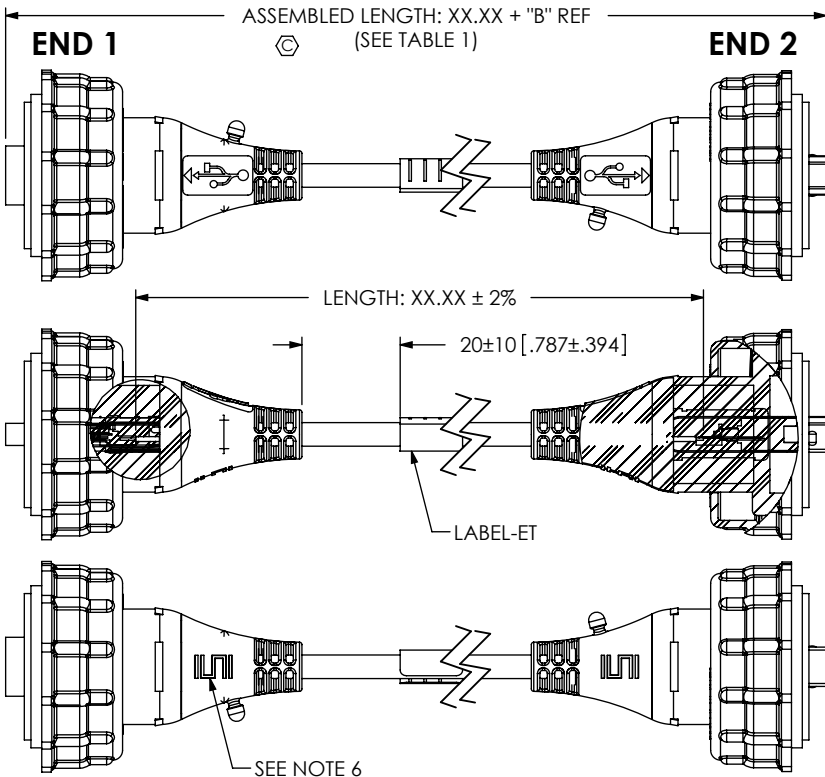
END 1 OPTIONS

- AMS: SEALED USB A (USB A END SEALED ONLY)
- BMS: SEALED USB B (USB B END SEALED ONLY)

NOTE:

-02.00, -03.00, AND -05.00 ARE CATALOG STANDARD LENGTHS. FOR OTHER LENGTHS (0.17M[6.69] MIN - 50.00M[1968.50] MAX) CONTACT SAMTEC.

DO NOT SCALE FROM THIS PRINT



- NOTES:
1. Ⓢ REPRESENTS A CRITICAL DIMENSION.
  2. NOTE DELETED.
  3. SURFACE TO BE RECESSED 0.22[.009].
  4. USB LOGO TO BE RAISED 0.25[.010]. USB LOGO TO BE PRINTED IN WHITE.
  5. USB LOGO'S TO BE ALIGNED TO USB CONNECTORS AS SHOWN.
  6. SAMTEC LOGO TO APPEAR ON SURFACE AS SHOWN, APPROXIMATELY 4.50[.177] x 7.50[.295], RAISED 0.25[.010].
  7. NOTE DELETED.
  8. ALL MULTIPLE CAVITY MOLDS SHALL IDENTIFY EACH CAVITY WITH A NUMBER DESIGNATION LOCATED WHERE SHOWN.
  9. ALL IDENTIFICATION MARKS MUST NOT STAND GREATER THAN 0.051[.002] OFF THE SURFACE OF THE PART.
  10. MOLD TO BE INSERTED TO ACCEPT DIFFERENT CABLE DIAMETERS.
  11. ASSEMBLY TO BE 100% TESTED FOR OPENS AND SHORTS, HI-POT TESTED AT 200V BEFORE PREMOLD AND AFTER FINAL ASSEMBLY IS COMPLETE. AFTER FINAL ELECTRICAL TEST, LABEL EACH ASSEMBLY WITH 1 LABEL-ET.
  12. ALL EJECTOR PIN AND GATE LOCATIONS MUST BE APPROVED BY SAMTEC PRODUCT ENGINEERING.
  13. ANY ADDITIONAL VOIDING AND/OR MODIFICATIONS TO VOIDING MUST BE APPROVED BY SAMTEC PRODUCT ENGINEERING.
  14. ALL DRAFT MUST BE WITHIN THE SPECIFIED TOLERANCES.
  15. ALL INSIDE/OUTSIDE RADII 0.13 MAX UNLESS OTHERWISE STATED.
  16. NOTE DELETED.
  17. NOTE DELETED.
  18. ASSEMBLY TO BE SHIPPED IN BULK PACKAGING.
  19. THIS IS A COMPONENT OF USBP-A-01-G-B-01 (CALLED OUT ON THE BOM), BUT LABELLED INDIVIDUALLY FOR ASSEMBLY PURPOSES.
  20. THIS IS A COMPONENT OF USBP-B-01-G-B-01 (CALLED OUT ON THE BOM), BUT LABELLED INDIVIDUALLY FOR ASSEMBLY PURPOSES.
  21. TORQUE SPECIFICATION FOR SCN-17-01 IS 12 IN-LBS.
  22. LENGTHS GREATER THAN 05.00 ARE NOT SUPPORTED BY USB 2.0 TEST DATA.
  23. NOTE DELETED.

**THIS PRODUCT MANUFACTURED WITH LEAD-FREE PROCESSING**

UNLESS OTHERWISE SPECIFIED, DIMENSIONS ARE IN MILLIMETERS.

TOLERANCES ARE:  
DECIMALS ANGLES  
0.X: ±0.35 [.014] 2°  
0.XX: ±0.25 [.010]  
0.XXX: ±0.15 [.006]

PROPRIETARY NOTE  
THIS DOCUMENT CONTAINS INFORMATION CONFIDENTIAL AND PROPRIETARY TO SAMTEC, INC. AND SHALL NOT BE REPRODUCED OR TRANSFERRED TO OTHER DOCUMENTS OR DISCLOSED TO OTHERS OR USED FOR ANY PURPOSE OTHER THAN THAT WHICH IT WAS OBTAINED WITHOUT THE EXPRESSED WRITTEN CONSENT OF SAMTEC, INC.

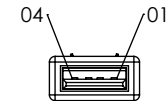
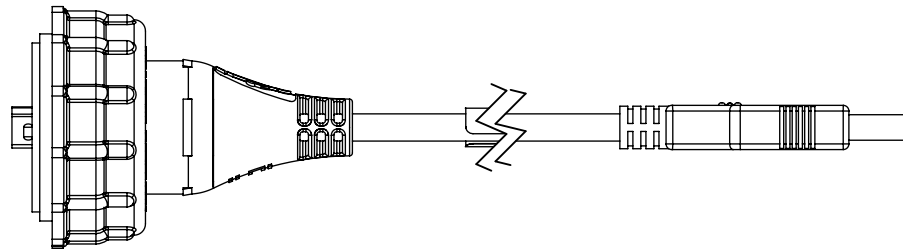
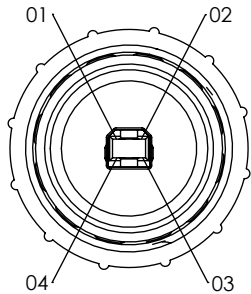
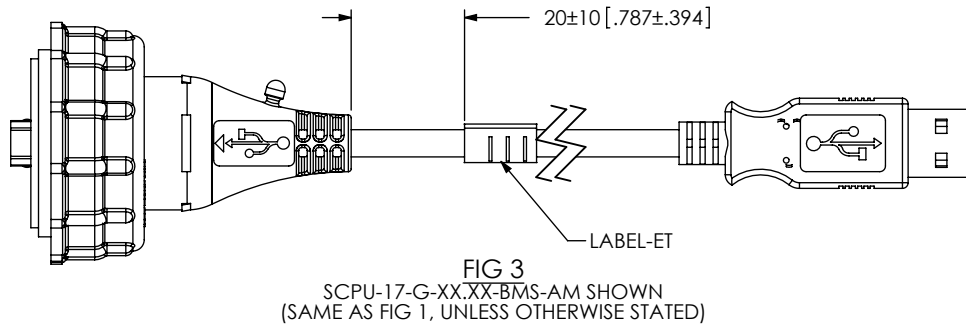
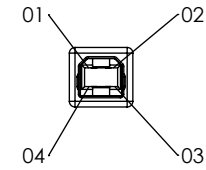
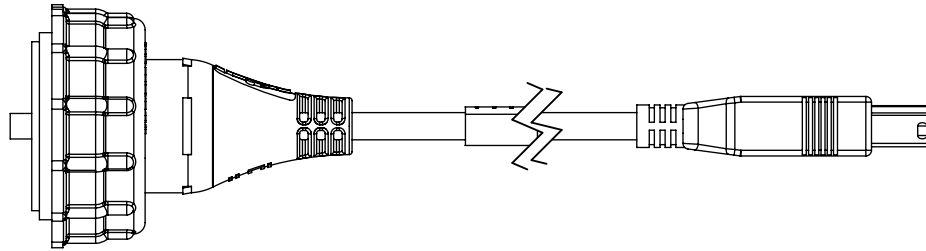
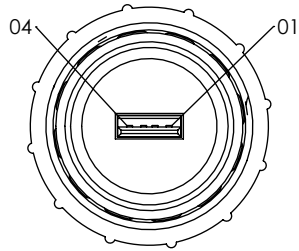
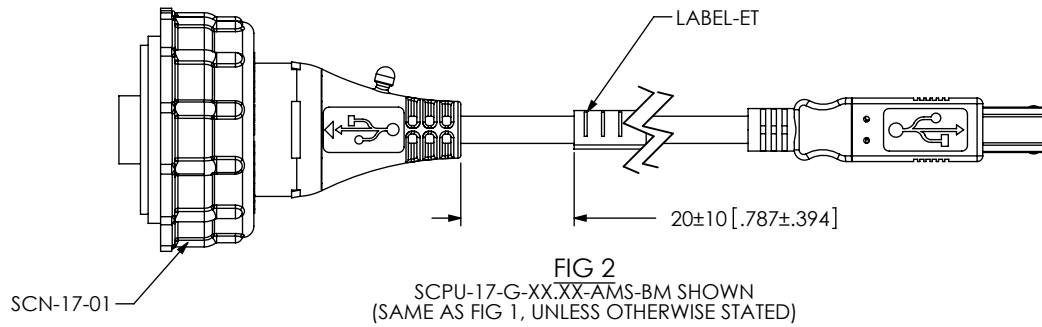
MATERIAL: DO NOT SCALE DRAWING SHEET SCALE: 1:1.33333  
INSULATOR: GLASS FILLED THERMOPLASTIC  
CONTACTS: COPPER ALLOY  
SHIELDS: CRS, CABLE NUT: PA66  
SEALED PREMOLD: RITEFLEX 640A  
NON-SEALED PREMOLD: N/A  
SEALED OVERMOLD: PA66 GF13 FR/ SHOT WEIGHT 12.71 g [0.280 lb]  
NON SEALED OVERMOLD: PVC/ SHOT WEIGHT: 9.07 g [0.200 lb]  
F:\DWG\MISC\MKTG\SCPU-17-X-XX-XXX-XXX-MKT.SLDRW

520 PARK EAST BLVD, NEW ALBANY, IN 47150  
PHONE: 812-944-6733 FAX: 812-948-5047  
e-Mail: info@SAMTEC.com code 55322

DESCRIPTION:  
SEALED CIRCULAR CABLE PLUG, USB

DWG. NO.  
SCPU-17-X-XX.XX-XXX-XXX

BY: CHAD F 12/8/2004 SHEET 1 OF 11



**PROPRIETARY NOTE**  
THIS DOCUMENT CONTAINS INFORMATION CONFIDENTIAL AND PROPRIETARY TO SAMTEC, INC. AND SHALL NOT BE REPRODUCED OR TRANSFERRED TO OTHER DOCUMENTS OR DISCLOSED TO OTHERS OR USED FOR ANY PURPOSE OTHER THAN THAT WHICH IT WAS OBTAINED WITHOUT THE EXPRESSED WRITTEN CONSENT OF SAMTEC, INC.

DO NOT SCALE DRAWING  
SHEET SCALE: 1:1.33333

**samtec**

520 PARK EAST BLVD, NEW ALBANY, IN 47150  
PHONE: 812-944-6733 FAX: 812-948-5047  
e-Mail: info@SAMTEC.com code 55322

DESCRIPTION:  
SEALED CIRCULAR CABLE PLUG, USB

DWG. NO.  
SCPU-17-X-XX.XX-XXX-XXX

BY: CHAD F 12/8/2004 SHEET 2 OF 11

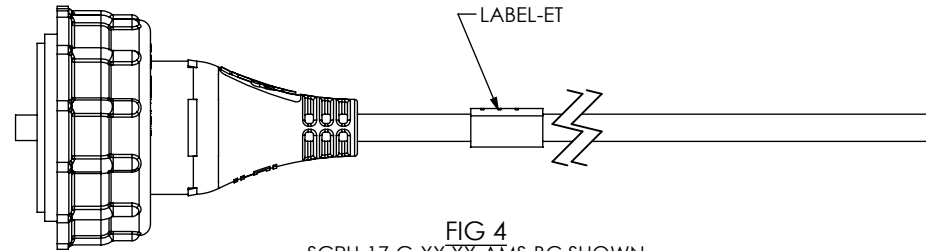
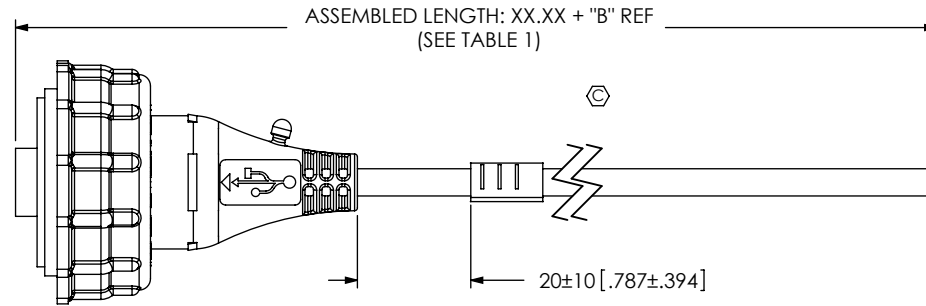
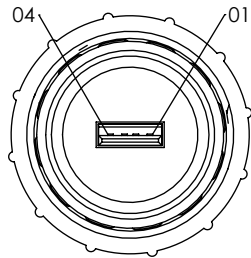


FIG 4  
SCPU-17-G-XX.XX-AMS-BC SHOWN  
(SAME AS FIG 1, UNLESS OTHERWISE STATED)

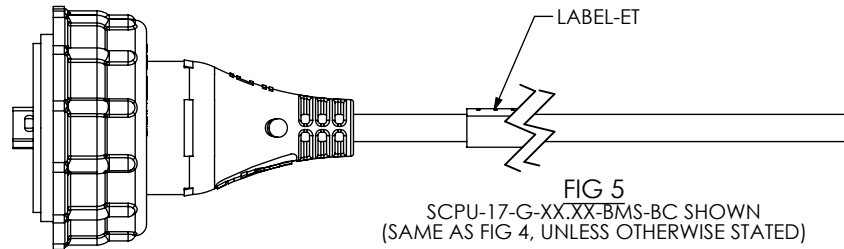
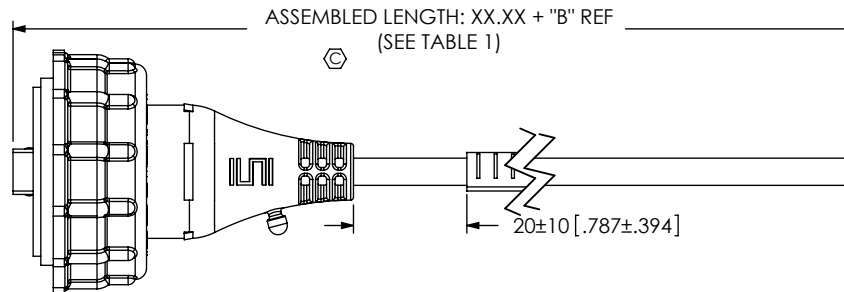
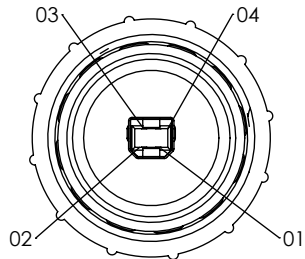


FIG 5  
SCPU-17-G-XX.XX-BMS-BC SHOWN  
(SAME AS FIG 4, UNLESS OTHERWISE STATED)

**PROPRIETARY NOTE**  
THIS DOCUMENT CONTAINS INFORMATION  
CONFIDENTIAL AND PROPRIETARY TO  
SAMTEC, INC. AND SHALL NOT BE REPRODUCED  
OR TRANSFERRED TO OTHER DOCUMENTS OR  
DISCLOSED TO OTHERS OR USED FOR ANY  
PURPOSE OTHER THAN THAT WHICH IT WAS  
OBTAINED WITHOUT THE EXPRESSED WRITTEN  
CONSENT OF SAMTEC, INC.

DO NOT SCALE DRAWING

SHEET SCALE: 1:1.33333

**samtec**

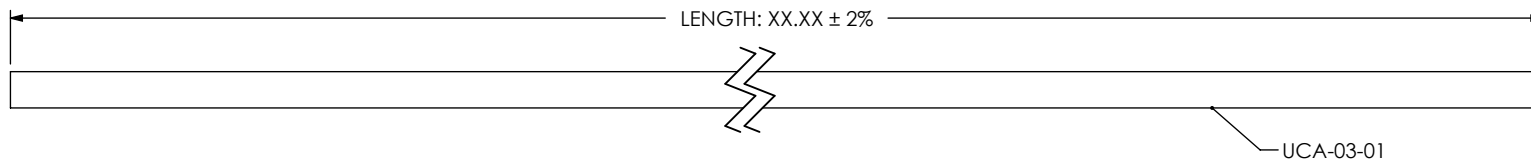
520 PARK EAST BLVD, NEW ALBANY, IN 47150  
PHONE: 812-944-6733 FAX: 812-948-5047  
e-Mail: info@SAMTEC.com code 55322

DESCRIPTION:  
SEALED CIRCULAR CABLE PLUG, USB

DWG. NO.  
SCPU-17-X-XX.XX-XXX-XXX

BY: CHAD F 12/8/2004 SHEET 3 OF 11

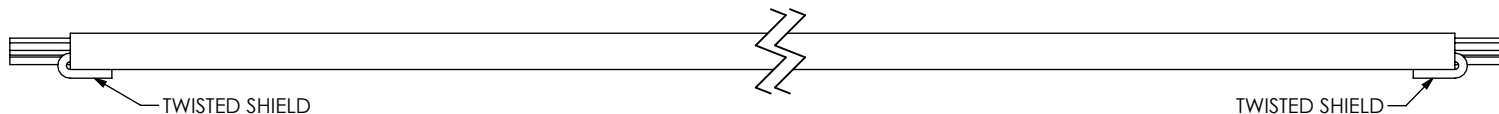
IN-PROCESS 1  
(CUT TO LENGTH IN METERS)



IN-PROCESS 2  
(STRIP JACKET)



IN-PROCESS 3  
(FOLD SHIELD BACK, REMOVE FOIL AND TWIST SHIELD)



IN-PROCESS 4  
(STRIP INDIVIDUAL WIRES AND DIP IN TIN)




TABLE 2: PIN-OUT

END 1		Wire Color	END 2						
-AMS	-BMS		-AMS	-BMS					
01	01	RED	01	01	01	01	01	01	01
02	02	WHITE	02	02	02	02	02	02	02
03	03	GREEN	03	03	03	03	03	03	03
n/a	n/a	NOT CONNECTED	n/a	n/a	n/a	n/a	n/a	n/a	04
04	04	BLACK	04	04	04	04	04	04	05
USB Shield	USB Shield	DRAIN/CABLE SHIELD	USB Shield	USB Shield	USB Shield	USB Shield	USB Shield	USB Shield	USB Shield

**PROPRIETARY NOTE**  
THIS DOCUMENT CONTAINS INFORMATION CONFIDENTIAL AND PROPRIETARY TO SAMTEC, INC. AND SHALL NOT BE REPRODUCED OR TRANSFERRED TO OTHER DOCUMENTS OR DISCLOSED TO OTHERS OR USED FOR ANY PURPOSE OTHER THAN THAT WHICH IT WAS OBTAINED WITHOUT THE EXPRESSED WRITTEN CONSENT OF SAMTEC, INC.

DO NOT SCALE DRAWING

SHEET SCALE: 1:1.33333



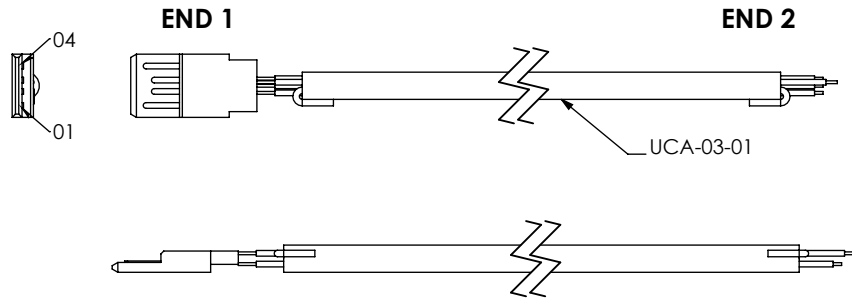
520 PARK EAST BLVD, NEW ALBANY, IN 47150  
PHONE: 812-944-6733 FAX: 812-948-5047  
e-Mail info@SAMTEC.com code 55322

DESCRIPTION:  
SEALED CIRCULAR CABLE PLUG, USB

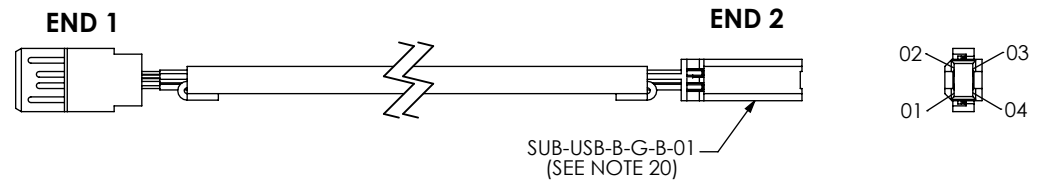
DWG. NO.  
SCPU-17-X-XX.XX-XXX-XXX

BY: CHAD F 12/8/2004 SHEET 4 OF 11

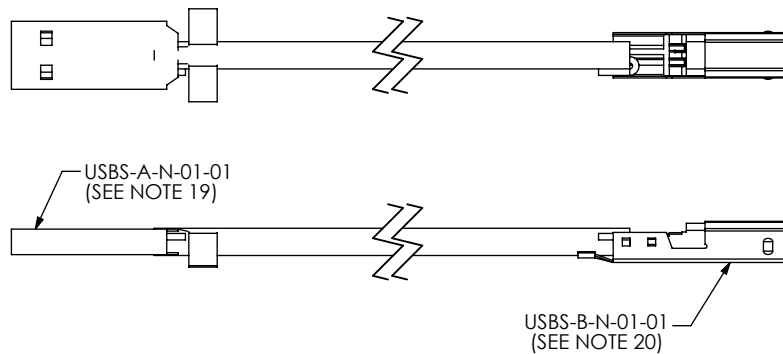
IN-PROCESS 5  
 TERMINATE TO SUB-USB-A-G-B-01 (SEE NOTE 19)



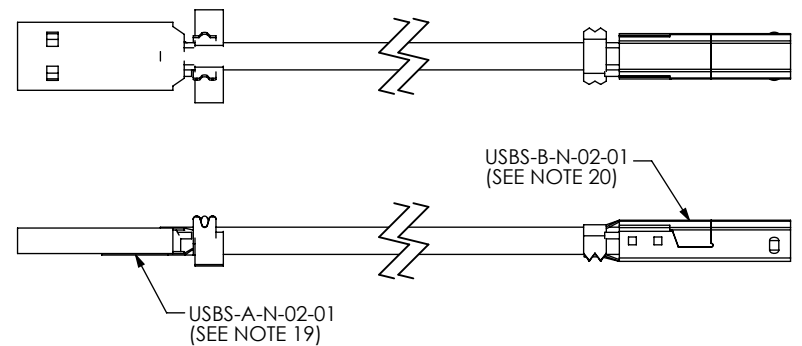
IN-PROCESS 6  
 TERMINATE TO SUB-USB-B-G-B-01 (SEE NOTE 20)



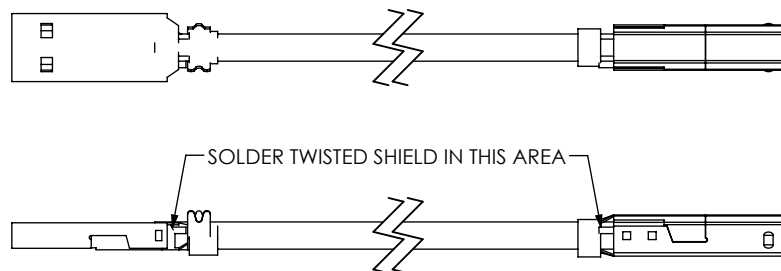
IN-PROCESS 7  
 ADD USBS-A-N-01-01 (SEE NOTE 19) & USBS-B-N-01-01 (SEE NOTE 20) SHELLS



IN-PROCESS 8  
 ADD USBS-A-N-02-01 (SEE NOTE 19) & USBS-B-N-02-01 (SEE NOTE 20) SHELLS



IN-PROCESS 9  
 CRIMP SHELLS OVER BRAID AND TRIM EXCESS SHIELD [X]



**PROPRIETARY NOTE**  
 THIS DOCUMENT CONTAINS INFORMATION  
 CONFIDENTIAL AND PROPRIETARY TO  
 SAMTEC, INC. AND SHALL NOT BE REPRODUCED  
 OR TRANSFERRED TO OTHER DOCUMENTS OR  
 DISCLOSED TO OTHERS OR USED FOR ANY  
 PURPOSE OTHER THAN THAT WHICH IT WAS  
 OBTAINED WITHOUT THE EXPRESSED WRITTEN  
 CONSENT OF SAMTEC, INC.

DO NOT SCALE DRAWING

SHEET SCALE: 1:1.33333



520 PARK EAST BLVD, NEW ALBANY, IN 47150  
 PHONE: 812-944-6733 FAX: 812-948-5047  
 e-Mail: info@SAMTEC.com code 55322

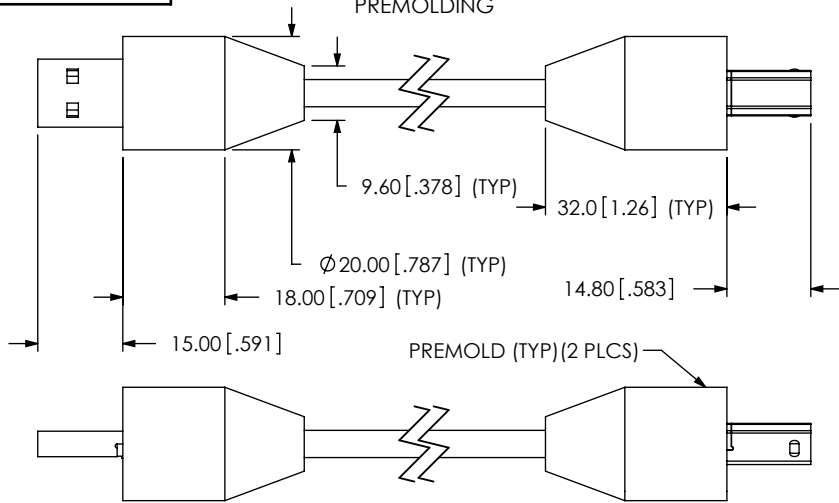
DESCRIPTION:  
 SEALED CIRCULAR CABLE PLUG, USB

DWG. NO.  
 SCPU-17-X-XX.XX-XXX-XXX

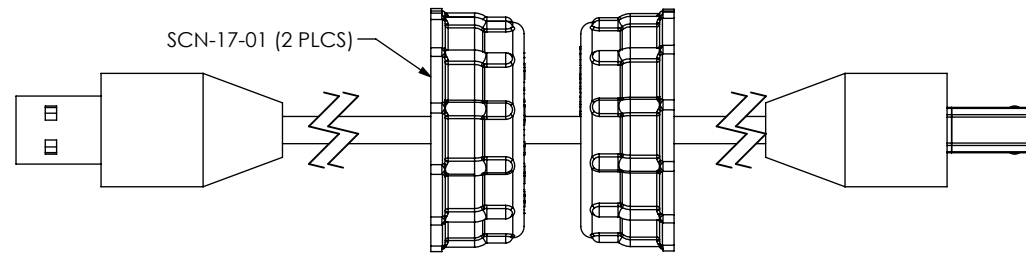
BY: CHAD F 12/8/2004 SHEET 5 OF 11

REVISION Y

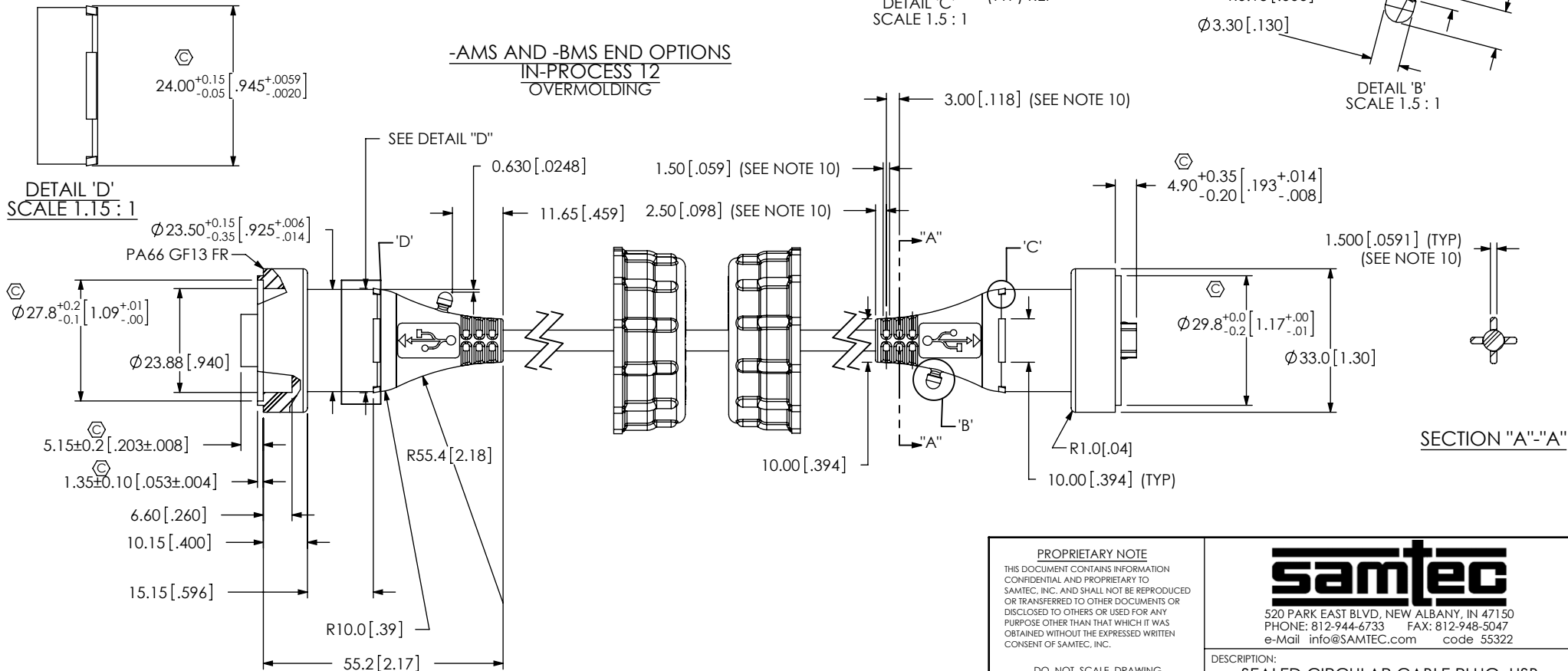
-AMS AND -BMS END OPTIONS  
IN-PROCESS 10  
PREMOLDING



-AMS AND -BMS END OPTIONS  
IN-PROCESS 11  
ADD SCN-17-01



-AMS AND -BMS END OPTIONS  
IN-PROCESS 12  
OVERMOLDING



**PROPRIETARY NOTE**  
THIS DOCUMENT CONTAINS INFORMATION CONFIDENTIAL AND PROPRIETARY TO SAMTEC, INC. AND SHALL NOT BE REPRODUCED OR TRANSFERRED TO OTHER DOCUMENTS OR DISCLOSED TO OTHERS OR USED FOR ANY PURPOSE OTHER THAN THAT WHICH IT WAS OBTAINED WITHOUT THE EXPRESSED WRITTEN CONSENT OF SAMTEC, INC.

**samtec**  
520 PARK EAST BLVD, NEW ALBANY, IN 47150  
PHONE: 812-944-6733 FAX: 812-948-5047  
e-Mail: info@SAMTEC.com code 55322

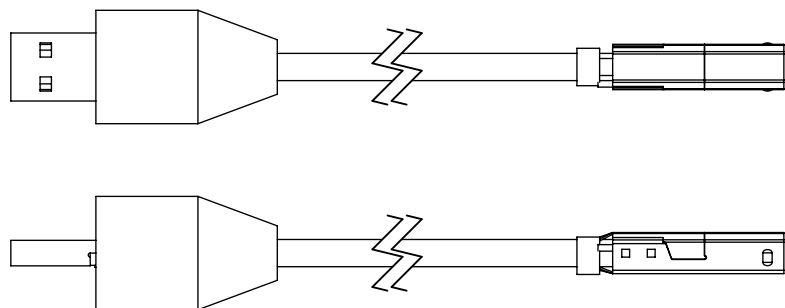
DO NOT SCALE DRAWING  
SHEET SCALE: 1:1.33333

DESCRIPTION:  
**SEALED CIRCULAR CABLE PLUG, USB**  
DWG. NO.  
**SCPU-17-X-XX.XX-XXX-XXX**  
BY: CHAD F 12/8/2004 SHEET 6 OF 11

REVISION Y

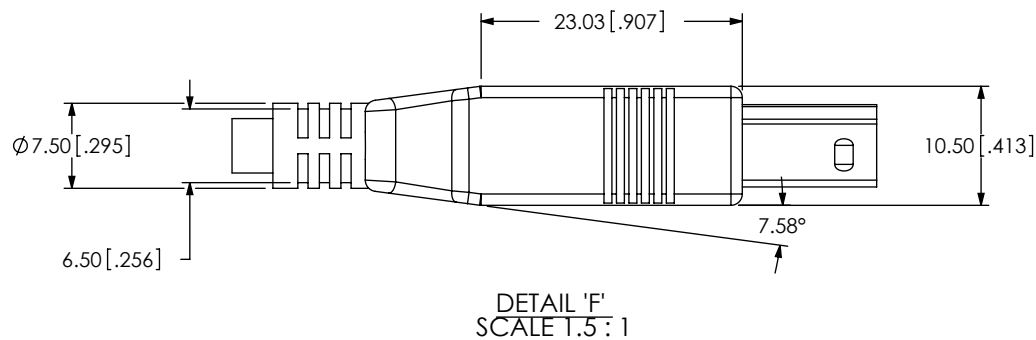
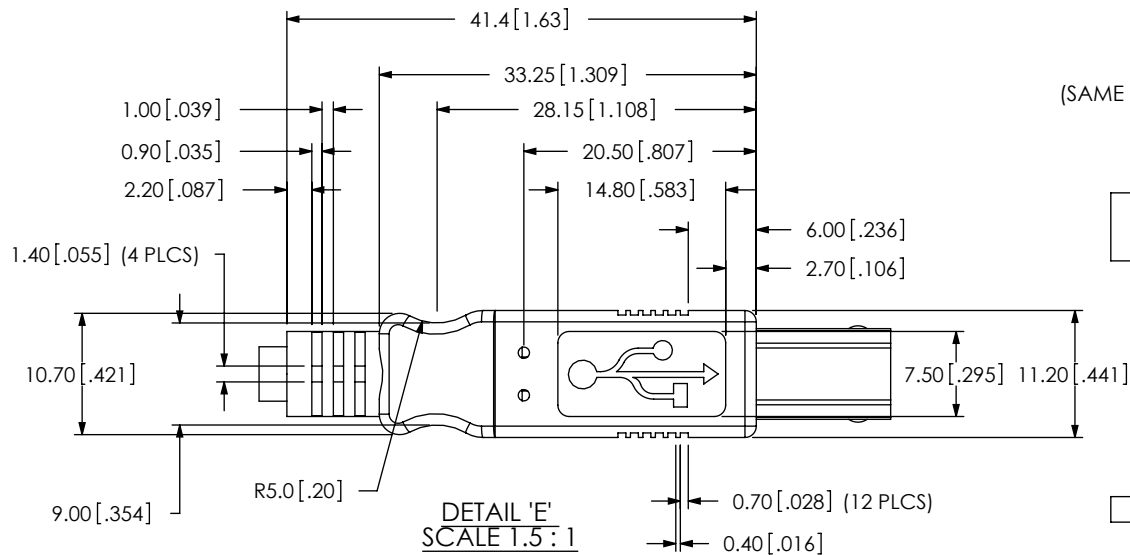
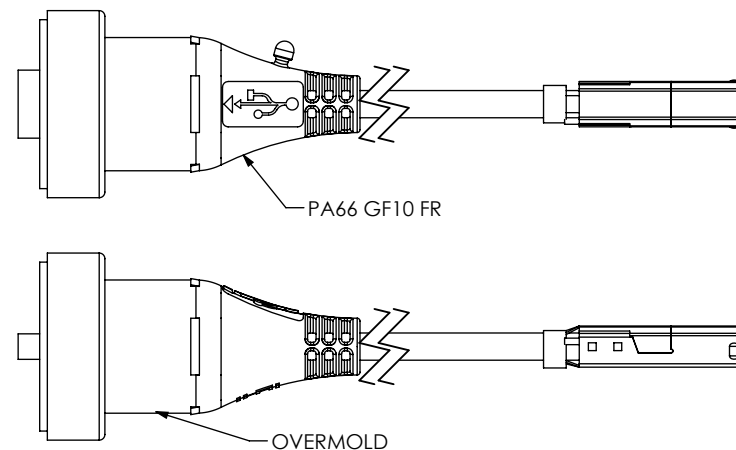
-BM END OPTION  
IN-PROCESS 10  
PREMOLDING

(SAME AS -AMS AND -BMS END OPTIONS IN-PROCESS 10, UNLESS OTHERWISE STATED)



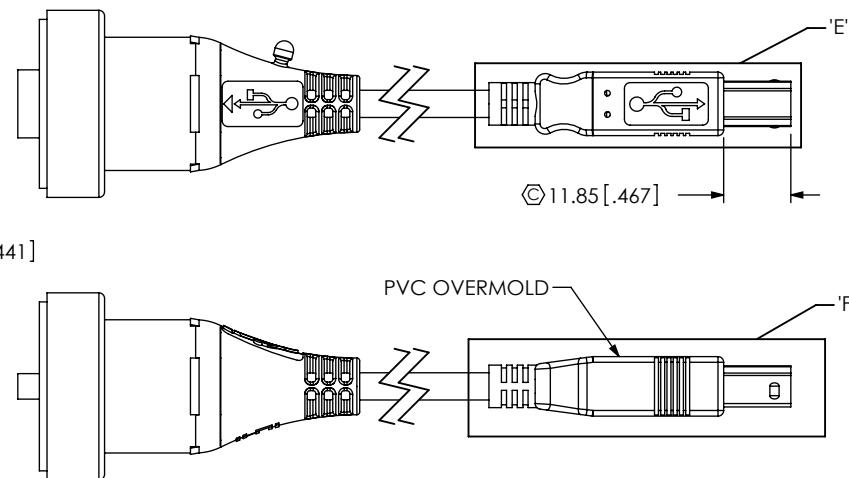
-BM END OPTION  
IN-PROCESS 11  
OVERMOLDING

(SAME AS -AMS AND -BMS END OPTIONS IN-PROCESS 11, UNLESS OTHERWISE STATED)



-BM END OPTION  
IN-PROCESS 12  
NON-SEALED OVERMOLDING

(SAME AS -AMS AND -BMS END OPTIONS IN PROCESS 12, UNLESS OTHERWISE STATED)



PROPRIETARY NOTE

THIS DOCUMENT CONTAINS INFORMATION CONFIDENTIAL AND PROPRIETARY TO SAMTEC, INC. AND SHALL NOT BE REPRODUCED OR TRANSFERRED TO OTHER DOCUMENTS OR DISCLOSED TO OTHERS OR USED FOR ANY PURPOSE OTHER THAN THAT WHICH IT WAS OBTAINED WITHOUT THE EXPRESSED WRITTEN CONSENT OF SAMTEC, INC.

DO NOT SCALE DRAWING

SHEET SCALE: 1:1.33333



520 PARK EAST BLVD, NEW ALBANY, IN 47150  
PHONE: 812-944-6733 FAX: 812-948-5047  
e-Mail: info@SAMTEC.com code 55322

DESCRIPTION:  
SEALED CIRCULAR CABLE PLUG, USB

DWG. NO.  
SCPU-17-X-XX.XX-XXX-XXX

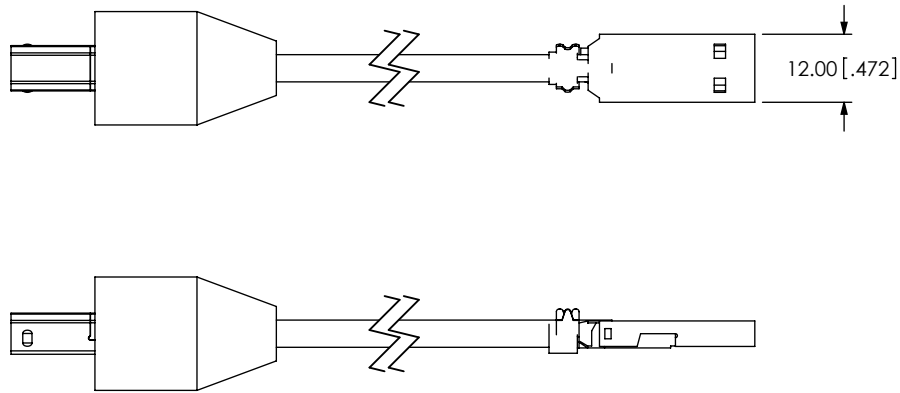
BY: CHAD F 12/8/2004 SHEET 7 OF 11



REVISION Y

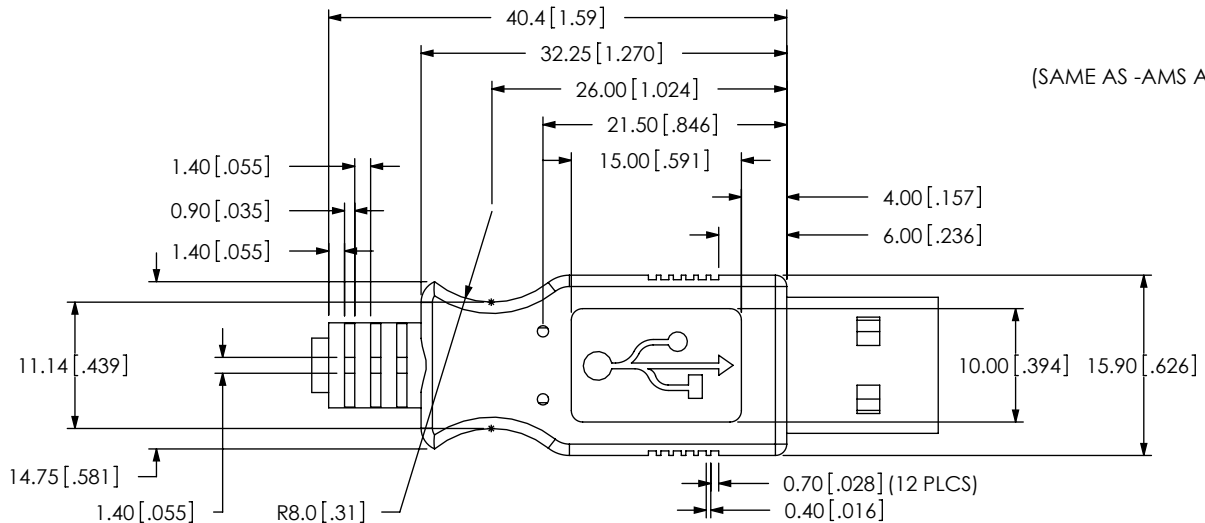
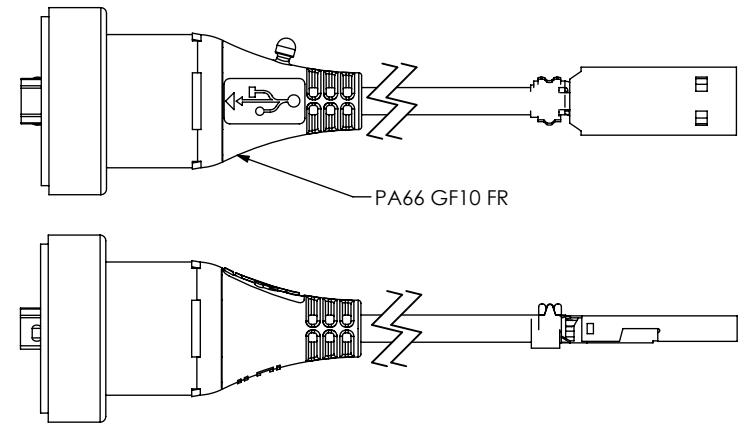
-AM END OPTION  
IN-PROCESS 10  
PREMOLDING

(SAME AS -AMS AND -BMS END OPTIONS IN-PROCESS 10, UNLESS OTHERWISE STATED)



-AM END OPTION  
IN-PROCESS 11  
OVERMOLDING

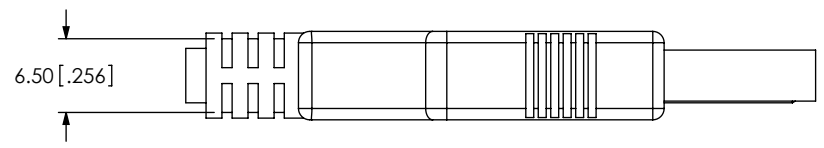
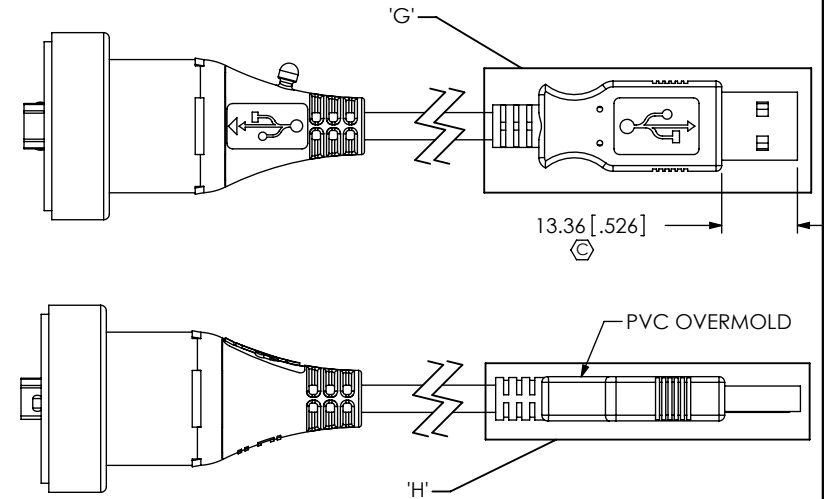
(SAME AS -AMS AND -BMS END OPTIONS IN-PROCESS 11, UNLESS OTHERWISE STATED)



DETAIL 'G'  
SCALE 1.5:1

-AM END OPTION  
IN-PROCESS 12  
NON-SEALED OVERMOLDING

(SAME AS -AMS AND -BMS END OPTIONS IN-PROCESS 12, UNLESS OTHERWISE STATED)



DETAIL 'H'  
SCALE 1.5:1

PROPRIETARY NOTE  
THIS DOCUMENT CONTAINS INFORMATION  
CONFIDENTIAL AND PROPRIETARY TO  
SAMTEC, INC. AND SHALL NOT BE REPRODUCED  
OR TRANSFERRED TO OTHER DOCUMENTS OR  
DISCLOSED TO OTHERS OR USED FOR ANY  
PURPOSE OTHER THAN THAT WHICH IT WAS  
OBTAINED WITHOUT THE EXPRESSED WRITTEN  
CONSENT OF SAMTEC, INC.

DO NOT SCALE DRAWING  
SHEET SCALE: 1:1.33333

**samtec**

520 PARK EAST BLVD, NEW ALBANY, IN 47150  
PHONE: 812-944-6733 FAX: 812-948-5047  
e-Mail: info@SAMTEC.com code 55322

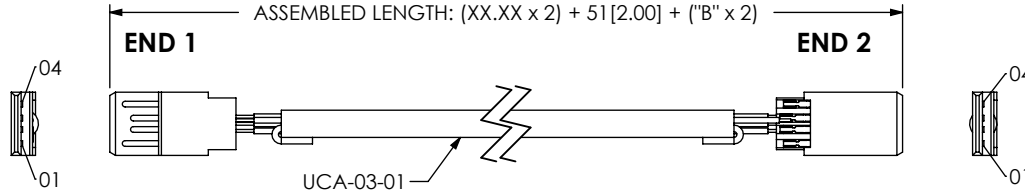
DESCRIPTION:  
SEALED CIRCULAR CABLE PLUG, USB

DWG. NO.  
SCPU-17-X-XX.XX-XXX-XXX

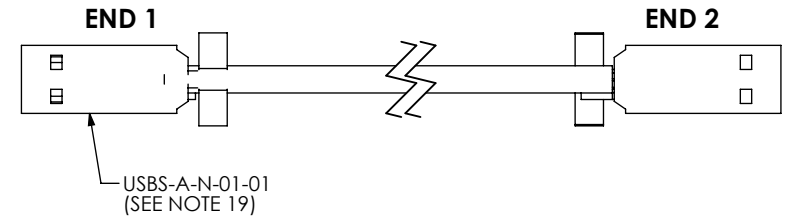
BY: CHAD F 12/8/2004 SHEET 8 OF 11

# IN-PROCESS VIEWS FOR -AMS AND -AMS AND -BC END OPTIONS

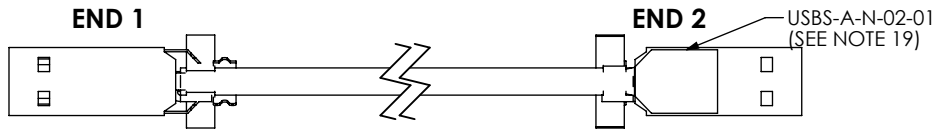
**IN-PROCESS 5**  
 TERMINATE TO SUB-USB-A-G-B-01 (SEE NOTE 19)  
 (SAME AS -AMS AND -BMS END OPTIONS IN-PROCESS 5, UNLESS OTHERWISE STATED)



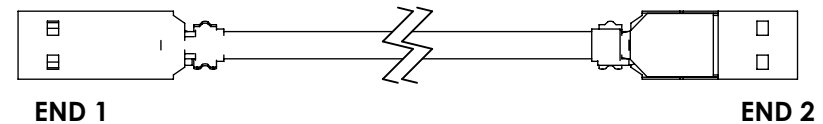
**IN-PROCESS 6**  
 ADD USBS-A-N-01-01 SHELL  
 (SAME AS -AMS AND -BMS END OPTIONS IN-PROCESS 7, UNLESS OTHERWISE STATED)



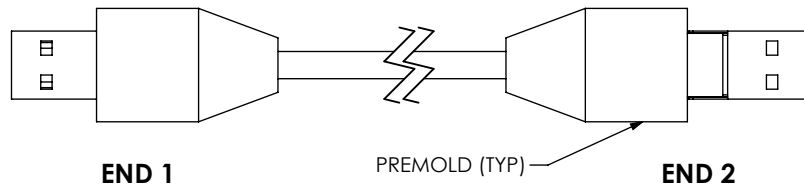
**IN-PROCESS 7**  
 ADD USBS-A-N-02-01 SHELL  
 (SAME AS -AMS AND -BMS END OPTIONS IN-PROCESS 8, UNLESS OTHERWISE STATED)



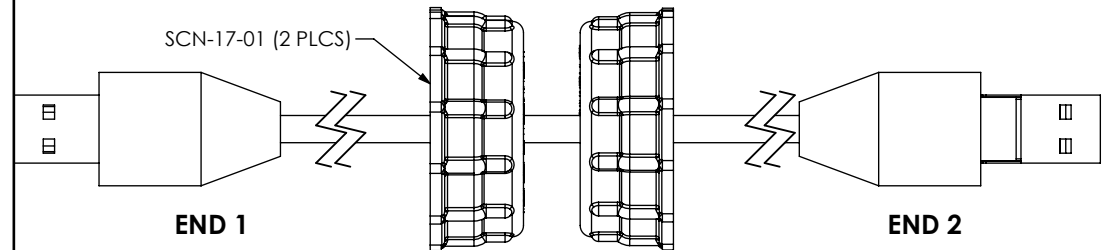
**IN-PROCESS 8**  
 CRIMP SHELLS OVER BRAID  
 (SAME AS -AMS AND -BMS END OPTIONS IN-PROCESS 9, UNLESS OTHERWISE STATED)



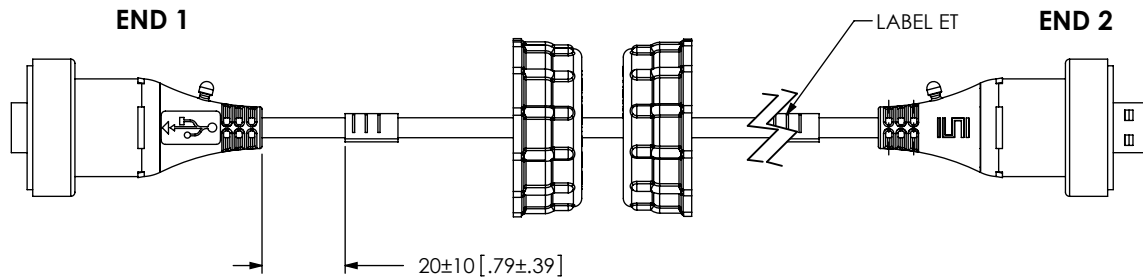
**IN-PROCESS 9**  
 PREMOLDING  
 (SAME AS -AMS AND -BMS END OPTIONS IN-PROCESS 10, UNLESS OTHERWISE STATED)



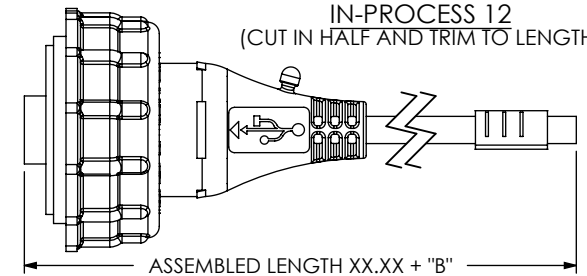
**IN-PROCESS 10**  
 ADD SCN-17-01  
 (SAME AS -AMS AND -BMS END OPTIONS IN-PROCESS 11, UNLESS OTHERWISE STATED)



**IN-PROCESS 11**  
 OVERMOLDING  
 (SAME AS -AMS AND -BMS END OPTIONS IN-PROCESS 12, UNLESS OTHERWISE STATED)



**IN-PROCESS 12**  
 (CUT IN HALF AND TRIM TO LENGTH)



**PROPRIETARY NOTE**  
 THIS DOCUMENT CONTAINS INFORMATION  
 CONFIDENTIAL AND PROPRIETARY TO  
 SAMTEC, INC. AND SHALL NOT BE REPRODUCED  
 OR TRANSFERRED TO OTHER DOCUMENTS OR  
 DISCLOSED TO OTHERS OR USED FOR ANY  
 PURPOSE OTHER THAN THAT WHICH IT WAS  
 OBTAINED WITHOUT THE EXPRESSED WRITTEN  
 CONSENT OF SAMTEC, INC.

DO NOT SCALE DRAWING

SHEET SCALE: 1:1.33333

**samtec**

520 PARK EAST BLVD, NEW ALBANY, IN 47150  
 PHONE: 812-944-6733 FAX: 812-948-5047  
 e-Mail: info@SAMTEC.com code 55322

DESCRIPTION:  
 SEALED CIRCULAR CABLE PLUG, USB

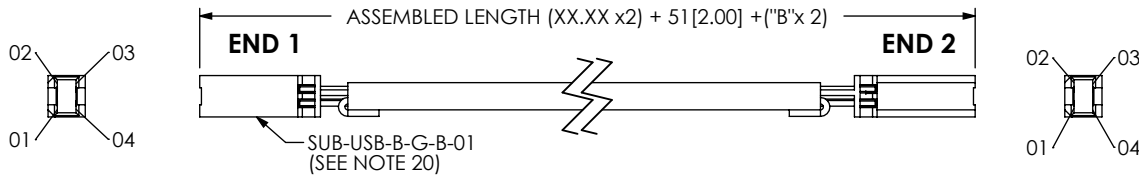
DWG. NO.  
 SCPU-17-X-XX.XX-XXX-XXX

BY: CHAD F 12/8/2004 SHEET 9 OF 11

**IN-PROCESS 5**

TERMINATE TO SUB-USB-B-G-B-01

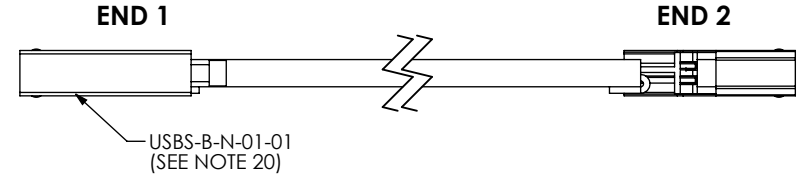
(SAME AS -AMS AND -BMS END OPTIONS IN-PROCESS 6, UNLESS OTHERWISE STATED)



**IN-PROCESS 6**

ADD USBS-B-N-01-01 SHELL

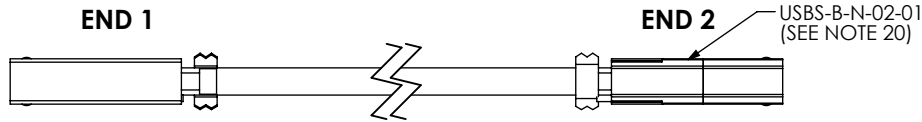
(SAME AS -AMS AND -BMS END OPTIONS IN-PROCESS 7, UNLESS OTHERWISE STATED)



**IN-PROCESS 7**

ADD USBS-B-N-02-01 SHELL

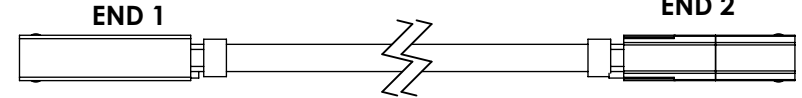
(SAME AS -AMS AND -BMS END OPTIONS IN-PROCESS 8, UNLESS OTHERWISE STATED)



**IN-PROCESS 8**

CRIMP SHELLS OVER BRAID

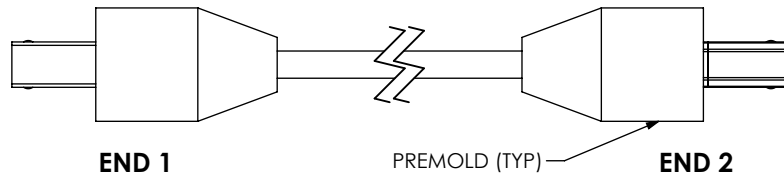
(SAME AS -AMS AND -BMS END OPTIONS IN-PROCESS 9, UNLESS OTHERWISE STATED)



**IN-PROCESS 9**

PREMOLDING

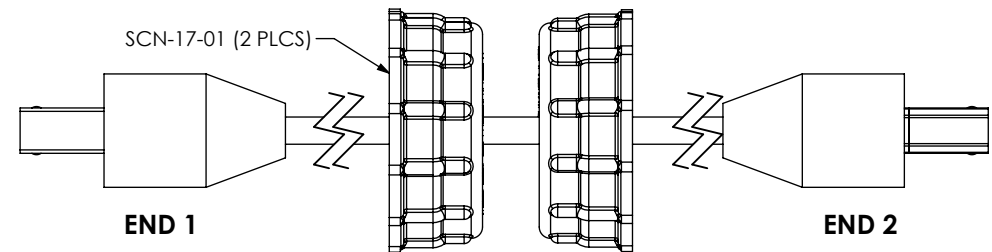
(SAME AS -AMS AND -BMS END OPTIONS IN-PROCESS 10, UNLESS OTHERWISE STATED)



**IN-PROCESS 10**

ADD SCN-17-01

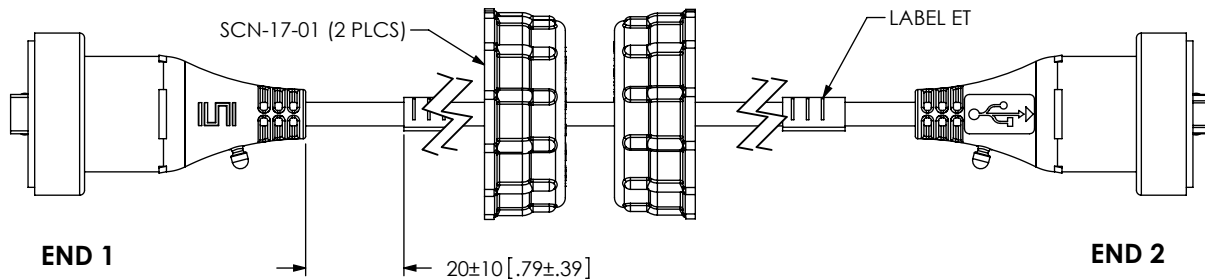
(SAME AS -AMS AND -BMS END OPTIONS IN-PROCESS 11, UNLESS OTHERWISE STATED)



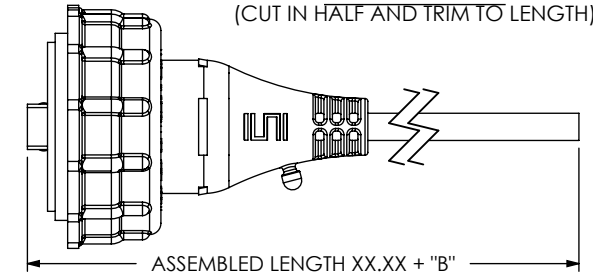
**IN-PROCESS 11**

OVERMOLD

(SAME AS -AMS AND -BMS END OPTIONS IN-PROCESS 12, UNLESS OTHERWISE STATED)



**IN-PROCESS 12**  
(CUT IN HALF AND TRIM TO LENGTH)



**PROPRIETARY NOTE**

THIS DOCUMENT CONTAINS INFORMATION CONFIDENTIAL AND PROPRIETARY TO SAMTEC, INC. AND SHALL NOT BE REPRODUCED OR TRANSFERRED TO OTHER DOCUMENTS OR DISCLOSED TO OTHERS OR USED FOR ANY PURPOSE OTHER THAN THAT WHICH IT WAS OBTAINED WITHOUT THE EXPRESSED WRITTEN CONSENT OF SAMTEC, INC.

DO NOT SCALE DRAWING

SHEET SCALE: 1:1.33333



520 PARK EAST BLVD, NEW ALBANY, IN 47150  
PHONE: 812-944-6733 FAX: 812-948-5047  
e-Mail: info@SAMTEC.com code 55322

DESCRIPTION:

SEALED CIRCULAR CABLE PLUG, USB

DWG. NO.

SCPU-17-X-XX.XX-XXX-XXX

BY: CHAD F

12/8/2004

SHEET 10 OF 11

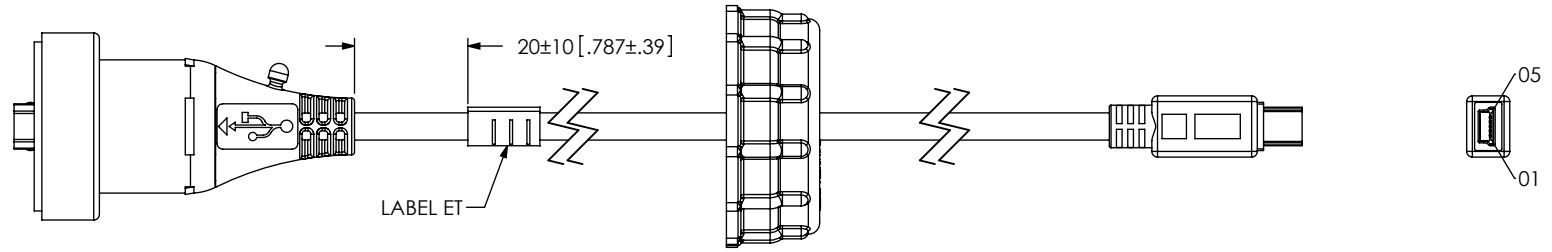
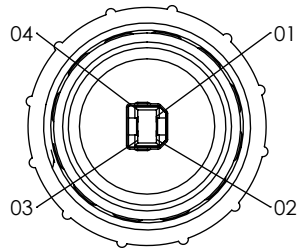


FIG 6  
 SCPU-17-G-XX.XX-BMS-MB SHOWN  
 (SAME AS FIG 1, UNLESS OTHERWISE STATED)

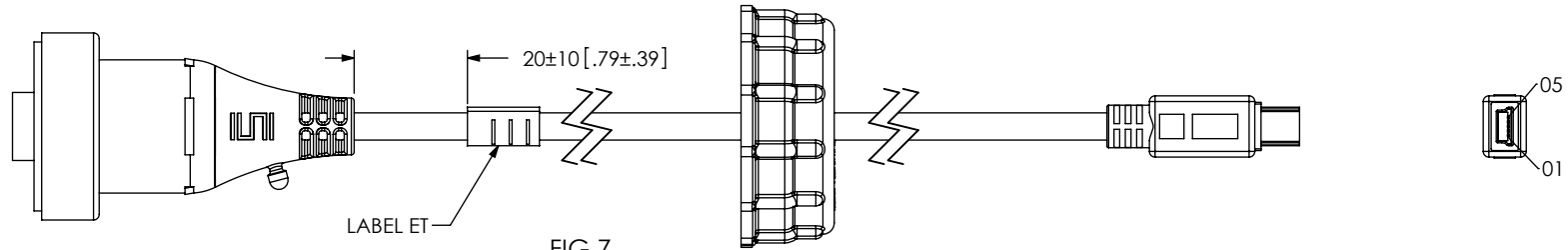
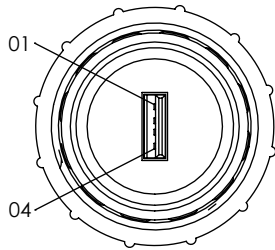
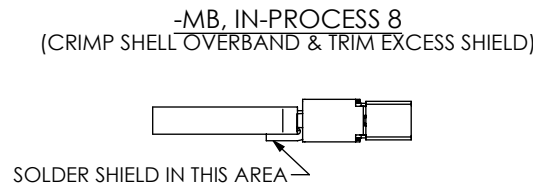
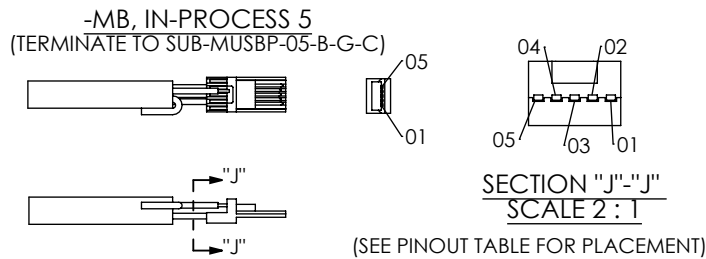
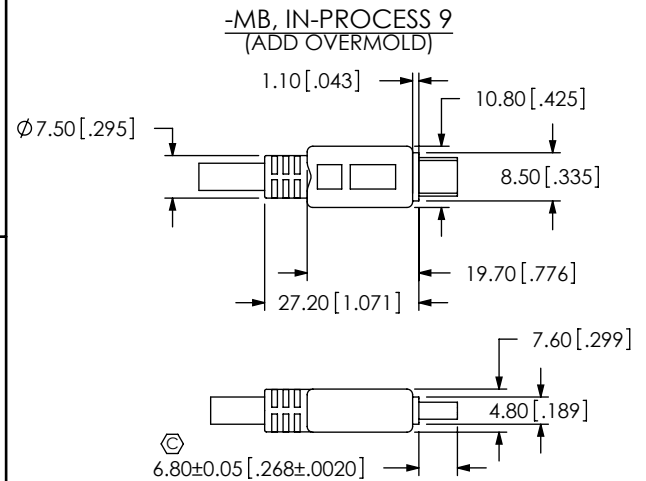
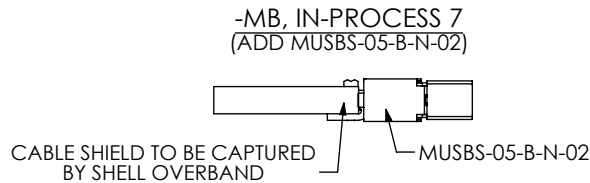
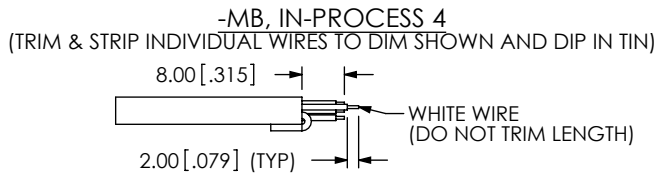
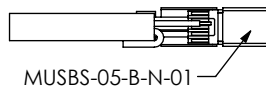


FIG 7  
 SCPU-17-G-XX.XX-AMS-MB SHOWN  
 (SAME AS FIG 1, UNLESS OTHERWISE STATED)



**-MB, IN-PROCESS 6**  
 (ADD MUSBS-05-B-N-01)



**PROPRIETARY NOTE**  
 THIS DOCUMENT CONTAINS INFORMATION CONFIDENTIAL AND PROPRIETARY TO SAMTEC, INC. AND SHALL NOT BE REPRODUCED OR TRANSFERRED TO OTHER DOCUMENTS OR DISCLOSED TO OTHERS OR USED FOR ANY PURPOSE OTHER THAN THAT WHICH IT WAS OBTAINED WITHOUT THE EXPRESSED WRITTEN CONSENT OF SAMTEC, INC.



520 PARK EAST BLVD, NEW ALBANY, IN 47150  
 PHONE: 812-944-6733 FAX: 812-948-5047  
 e-Mail: info@SAMTEC.com code 55322

DO NOT SCALE DRAWING

SHEET SCALE: 1:1.33333

DESCRIPTION:  
 SEALED CIRCULAR CABLE PLUG, USB

DWG. NO.  
 SCPU-17-X-XX.XX-XXX-XXX

BY: CHAD F 12/8/2004 SHEET 11 OF 11