



Chipsmall Limited consists of a professional team with an average of over 10 year of expertise in the distribution of electronic components. Based in Hongkong, we have already established firm and mutual-benefit business relationships with customers from,Europe,America and south Asia,supplying obsolete and hard-to-find components to meet their specific needs.

With the principle of “Quality Parts,Customers Priority,Honest Operation,and Considerate Service”,our business mainly focus on the distribution of electronic components. Line cards we deal with include Microchip,ALPS,ROHM,Xilinx,Pulse,ON,Everlight and Freescale. Main products comprise IC,Modules,Potentiometer,IC Socket,Relay,Connector.Our parts cover such applications as commercial,industrial, and automotives areas.

We are looking forward to setting up business relationship with you and hope to provide you with the best service and solution. Let us make a better world for our industry!



## Contact us

Tel: +86-755-8981 8866 Fax: +86-755-8427 6832

Email & Skype: info@chipsmall.com Web: www.chipsmall.com

Address: A1208, Overseas Decoration Building, #122 Zhenhua RD., Futian, Shenzhen, China



**NEW**

# SDB Series Low Profile DIP Switches



**H**


**DIP**

## Features/Benefits

- Low profile design saves space
- Thru-hole and surface mount models
- Tape and reel packaging available
- Top tape seal options
- New generation price competitive
- RoHS compliant

## Typical Applications

- Address switch for industrial controls
- Logic switching for computers and peripherals
- Function controlling for numerous applications



## Specifications

CONTACT RATING: 25 mA @ 24 V DC or 100 mA @ 50 V DC.  
 MECHANICAL AND ELECTRICAL LIFE: 1,000 cycles at rated loads.  
 CONTACT RESISTANCE: 50 mΩ max. initial.  
 INSULATION RESISTANCE: 1000 MΩ between terminals.  
 DIELECTRIC WITHSTANDING VOLTAGE: 300 V DC min. for 1 minute.  
 STORAGE TEMPERATURE: -40°C to 85°C.  
 OPERATING TEMPERATURE: -40°C to 85°C.  
 OPERATING FORCE: 8N max.  
 SOLDERABILITY: Dip and look solderability testing per C&K spec. #448. Unplated edges of terminals permitted.  
 PACKAGING: Switches supplied in rigid dispensing tubes in full-tube quantities only, this may affect order quantity. Numbers of switches per tube varies with model. Tape and reel packaging also available for surface mount options.

## Materials

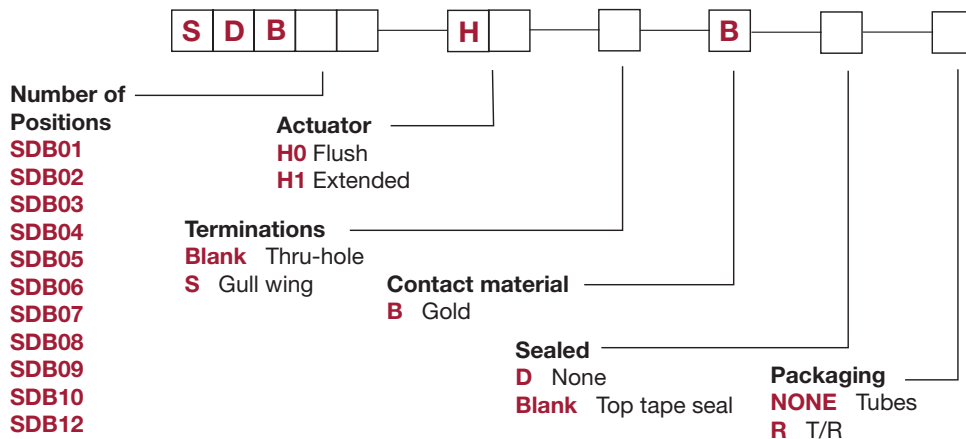
HOUSING: PA46, color black (UL94V-0).  
 COVER: PA46, color black (UL94V-0).  
 ACTUATOR: PA46, color white (UL94V-0).  
 CONTACTS: Gold plated phosphor bronze.  
 TERMINALS: Gold plate over nickel plated brass.  
 TAPE SEAL: PI with Silicon coated.

**Note:** Specifications and materials listed above are for switches with standard options. For information on specific and custom switches, consult Customer Service Center. For Tin Lead options consult customer service center.

## How To Order

The Build-A Switch concept allows you to mix and match options to create the switch you need. Below is a complete listing of options shown in catalog. To order, simply select desired option from each category and place in the appropriate box.

All switches supplied in "OFF" position.  
 Options for "ON" are available on volume demand.



Third Angle  
Projection

Dimensions are shown: Inch (mm)  
 Specifications and dimensions subject to change




# SDB Series Low Profile DIP Switches

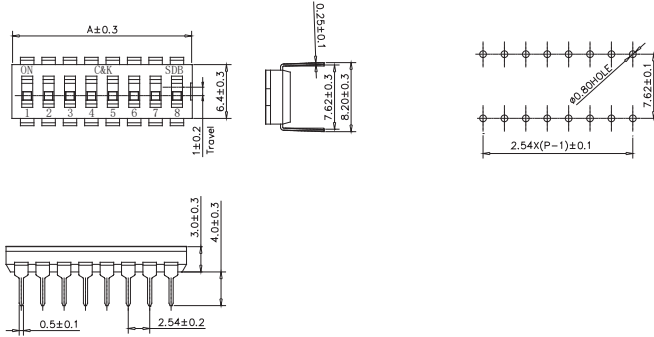
**NEW**

DIP

## Flush Actuator – No Tape, Thru-hole Terminals



SDB08H0BD




ROHS PART NUMBER	NO. POS.	DIM. 'A'	QUANTITY PER TUBE
SDB01H0BD	1	3.64	130
SDB02H0BD	2	6.18	77
SDB03H0BD	3	8.72	55
SDB04H0BD	4	11.26	42
SDB05H0BD	5	13.80	34
SDB06H0BD	6	16.34	29
SDB07H0BD	7	18.88	25
SDB08H0BD	8	21.42	22
SDB09H0BD	9	23.96	20
SDB10H0BD	10	26.50	18
SDB12H0BD	12	31.58	15

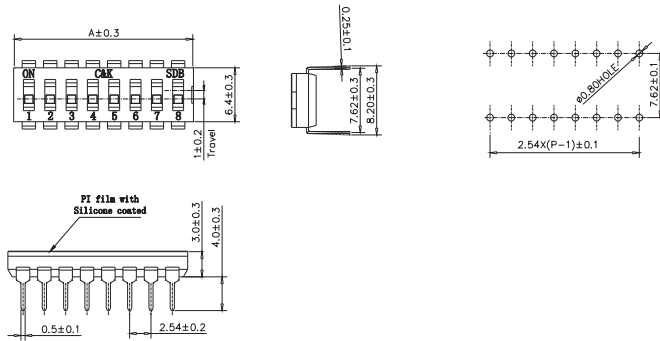
Schematic

SPST

## Flush Actuator – With Top Tape, Thru-hole Terminals



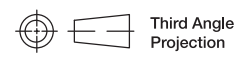
SDB08H0B



ROHS PART NUMBER	NO. POS.	DIM. 'A'	QUANTITY PER TUBE
SDB01H0B	1	3.64	130
SDB02H0B	2	6.18	77
SDB03H0B	3	8.72	55
SDB04H0B	4	11.26	42
SDB05H0B	5	13.80	34
SDB06H0B	6	16.34	29
SDB07H0B	7	18.88	25
SDB08H0B	8	21.42	22
SDB09H0B	9	23.96	20
SDB10H0B	10	26.50	18
SDB12H0B	12	31.58	15

Schematic

SPST



Dimensions are shown: mm  
Specifications and dimensions subject to change

**NEW**

# SDB Series Low Profile DIP Switches



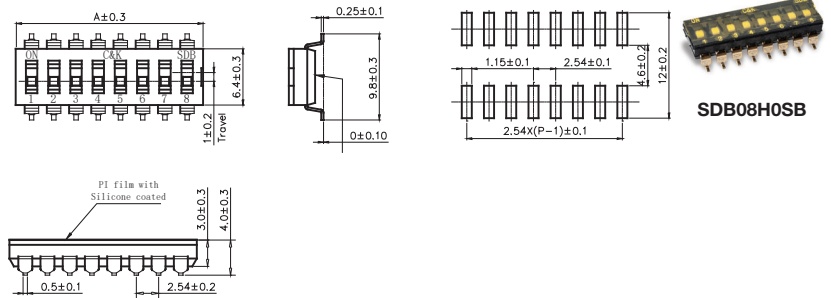
**H  
DIP**

## Flush Actuator – With Top Tape, Surface Mount Terminals

ROHS PART NUMBER	NO. POS.	DIM. 'A'	QUANTITY PER TUBE
<b>SDB01H0SB</b>	1	3.64	130
<b>SDB02H0SB</b>	2	6.18	77
<b>SDB03H0SB</b>	3	8.72	55
<b>SDB04H0SB</b>	4	11.26	42
<b>SDB05H0SB</b>	5	13.80	34
<b>SDB06H0SB</b>	6	16.34	29
<b>SDB07H0SB</b>	7	18.88	25
<b>SDB08H0SB</b>	8	21.42	22
<b>SDB09H0SB</b>	9	23.96	20
<b>SDB10H0SB</b>	10	26.50	18
<b>SDB12H0SB</b>	12	31.58	15

Schematic

SPST




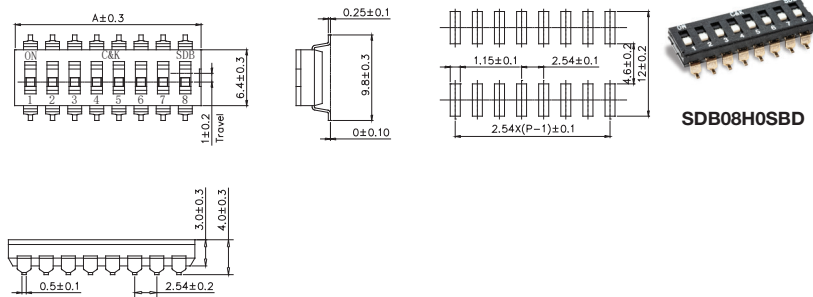
**SDB08H0SB**

## Flush Actuator – No Tape, Surface Mount Terminals

ROHS PART NUMBER	NO. POS.	DIM. 'A'	QUANTITY PER TUBE
<b>SDB01H0SBD</b>	1	3.64	130
<b>SDB02H0SBD</b>	2	6.18	77
<b>SDB03H0SBD</b>	3	8.72	55
<b>SDB04H0SBD</b>	4	11.26	42
<b>SDB05H0SBD</b>	5	13.80	34
<b>SDB06H0SBD</b>	6	16.34	29
<b>SDB07H0SBD</b>	7	18.88	25
<b>SDB08H0SBD</b>	8	21.42	22
<b>SDB09H0SBD</b>	9	23.96	20
<b>SDB10H0SBD</b>	10	26.50	18
<b>SDB12H0SBD</b>	12	31.58	15


Schematic

SPST

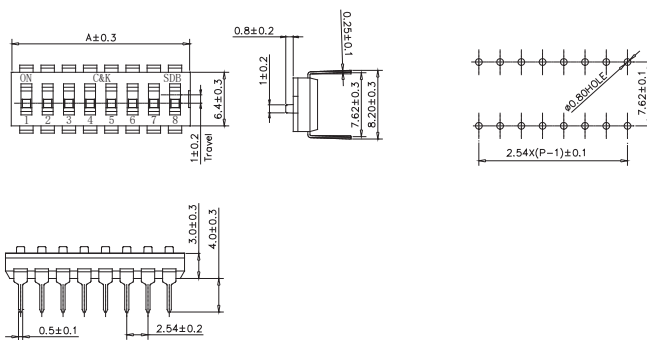


**SDB08H0SBD**

## Extended Actuator – No Top Tape, Thru-hole Terminals



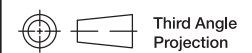
**SDB08H1BD**



ROHS PART NUMBER	NO. POS.	DIM. 'A'	QUANTITY PER TUBE
<b>SDB01H1BD</b>	1	3.64	130
<b>SDB02H1BD</b>	2	6.18	77
<b>SDB03H1BD</b>	3	8.72	55
<b>SDB04H1BD</b>	4	11.26	42
<b>SDB05H1BD</b>	5	13.80	34
<b>SDB06H1BD</b>	6	16.34	29
<b>SDB07H1BD</b>	7	18.88	25
<b>SDB08H1BD</b>	8	21.42	22
<b>SDB09H1BD</b>	9	23.96	20
<b>SDB10H1BD</b>	10	26.50	18
<b>SDB12H1BD</b>	12	31.58	15

Schematic

SPST



Third Angle  
Projection

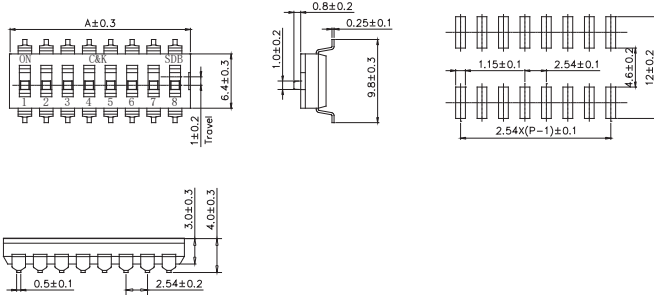
# SDB Series Low Profile DIP Switches

**NEW**

## Extended Actuator – No Top Tape, Surface Mount Terminals



SDB08H1SBD



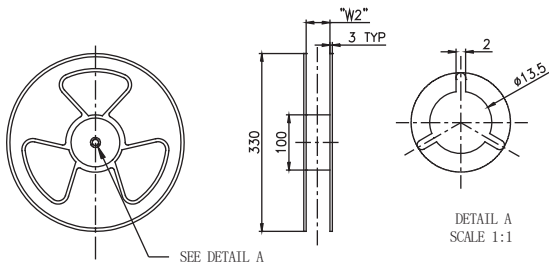
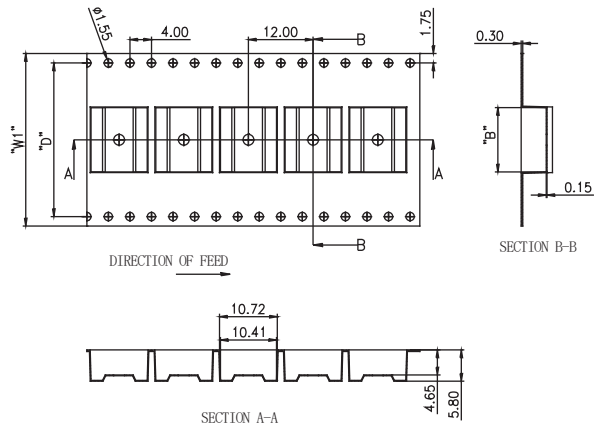
ROHS PART NUMBER	NO. POS.	DIM. 'A'	QUANTITY PER TUBE
SDB01H1SBD	1	3.64	130
SDB02H1SBD	2	6.18	77
SDB03H1SBD	3	8.72	55
SDB04H1SBD	4	11.26	42
SDB05H1SBD	5	13.80	34
SDB06H1SBD	6	16.34	29
SDB07H1SBD	7	18.88	25
SDB08H1SBD	8	21.42	22
SDB09H1SBD	9	23.96	20
SDB10H1SBD	10	26.50	18
SDB12H1SBD	12	31.58	15

Schematic

SPST

## Tape & Reel Packaging – Surface Mount Options only

MODEL NO.	"S" OPTION	DIM "W1" (REF)	DIM "W2" (REF)	DIM "B" (REF)	DIM "D" (REF)	QUANTITY PER REEL
SDB01	HO H1	12	14	4.84	8.5	1000
SDB02	HO H1	16	18	6.84	12.5	1000
SDB03	HO H1	24	26	9.38	20.5	1000
SDB04	HO H1	32	34	11.92	28.5	1000
SDB05	HO H1	32	34	14.46	28.5	1000
SDB06	HO H1	32	34	17.00	28.5	1000
SDB07	HO H1	32	34	19.54	28.5	1000
SDB08	HO H1	32	34	22.1	28.5	1000
SDB09	HO H1	44	46	24.62	40.5	1000
SDB10	HO H1	44	46	27.46	40.5	1000
SDB12	HO H1	44	46	32.24	40.5	1000



REEL LAYOUT  
SCALE 1:10



Dimensions are shown: mm  
Specifications and dimensions subject to change

