



Chipsmall Limited consists of a professional team with an average of over 10 year of expertise in the distribution of electronic components. Based in Hongkong, we have already established firm and mutual-benefit business relationships with customers from,Europe,America and south Asia,supplying obsolete and hard-to-find components to meet their specific needs.

With the principle of “Quality Parts,Customers Priority,Honest Operation,and Considerate Service”,our business mainly focus on the distribution of electronic components. Line cards we deal with include Microchip,ALPS,ROHM,Xilinx,Pulse,ON,Everlight and Freescale. Main products comprise IC,Modules,Potentiometer,IC Socket,Relay,Connector.Our parts cover such applications as commercial,industrial, and automotives areas.

We are looking forward to setting up business relationship with you and hope to provide you with the best service and solution. Let us make a better world for our industry!



## Contact us

Tel: +86-755-8981 8866 Fax: +86-755-8427 6832

Email & Skype: info@chipsmall.com Web: www.chipsmall.com

Address: A1208, Overseas Decoration Building, #122 Zhenhua RD., Futian, Shenzhen, China



DO NOT SCALE FROM THIS PRINT

SDX-1XX-XX-XX-X-X

**BODY SPECIFICATION**  
 SDL: SLIM (USE HSDL-XX)  
 (SEE NOTE 5)  
 (ONLY AVAILABLE FOR LEAD STYLES -10,  
 -11, -12, -19, -30, -31, -32, & -39  
 (LEAVE BLANK FOR SD, USE DSB-36)  
 (NOT AVAILABLE FOR LEAD STYLES -10,  
 -11, -12, -19, -30, -31, -32, & -39)

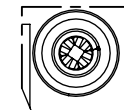
**OPTION**  
 -N: NON-FLUSH  
 (SEE NOTE 6)  
 (NOT AVAILABLE ON LEAD STYLES  
 -5A, -7, -21A, -21C, & -29)

**OPTION**  
 -L: LOCKING LEAD  
 (ONLY AVAILABLE WITH LEAD STYLES -2 & -22)  
 (ONLY AVAILABLE WITH -T PLATING)

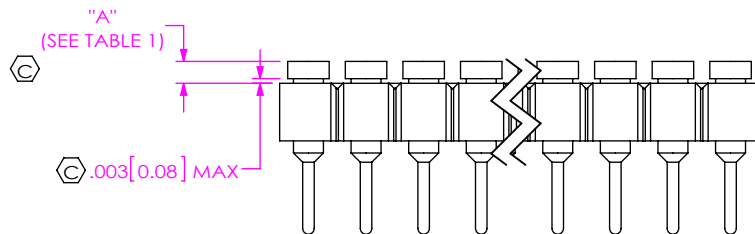
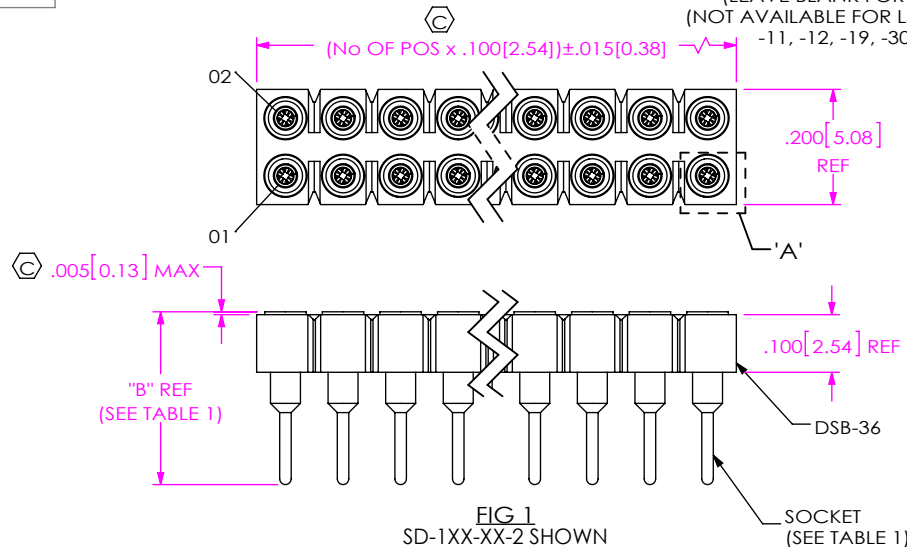
**LEAD STYLE**  
 (SEE SOCKET SPECIFICATION, TABLES 1 & 2)

**PLATING SPECIFICATION**  
 -G: 10µ" GOLD ON CONTACT,  
 10µ" GOLD ON SHELL  
 (SPECIFY 'GG' IN SOCKET SUFFIX 'XX')  
 -T: 30µ" GOLD ON CONTACT,  
 MATTE TIN ON SHELL  
 (-GT OPTION NOT AVAILABLE ON LEAD STYLE -7)  
 (SPECIFY 'GT' IN SOCKET SUFFIX 'XX')  
 -TT: MATTE TIN ON CONTACT,  
 MATTE TIN ON SHELL  
 (NOT AVAILABLE ON LEAD STYLES -7 AND -21A THRU -39)  
 (SPECIFY 'TT' IN SOCKET SUFFIX 'XX')  
 -S: 10µ" SELECTIVE GOLD ON CONTACT,  
 MATTE TIN ON SHELL  
 (ONLY AVAILABLE ON LEAD STYLES -2 & -22)  
 (NOT AVAILABLE ON SDL-)  
 (FOR LOCKING LEAD OPTION, USE SC-1L1-GT)  
 (SPECIFY 'ST' IN SOCKET SUFFIX 'XX')

**No OF POSITIONS**  
 -01 THRU -36  
 (PER ROW)



**DETAIL 'A'**  
**SCALE 6:1**  
 (SEE TABLE 1 & NOTE 7)



**FIG 2**  
 SD-1XX-XX-2-N SHOWN  
 (SEE NOTE 6)  
 (SAME AS FIG 1, DIFFERENT AS SHOWN)

**NOTES:**

- ⊗ REPRESENTS A CRITICAL DIMENSION.
- MAXIMUM CUT FLASH: .005[0.13] IN ALL AREAS EXCEPT BAR BREAK OFF AREA; .012[0.31] IN BAR BREAK OFF AREA
- MINIMUM PUSHOUT FORCE: 5 LB
- MAXIMUM ALLOWABLE BOW: SD: 2-10 POS: .006", 11-19 POS: .008" IN/IN, 20-36 POS: .018" IN/IN;  
 SDL: 2-10 POS: .006", 11-19 POS: .015" IN/IN, 20-36 POS: .030" IN/IN.
- FOR A ONE POSITION SDL, CUT SL-132 TO 2 POSITIONS.
- FOR -SD WITH -N OPTION, INSERT PIN ON SIDE WITH SMALLER HOLE, OPPOSITE COUNTERBORE.
- OPERATOR MUST VERIFY CORRECT PIN BY CHECKING THE NUMBER OF CLIPS.
- PLATING OPTION -GT NOT AVAILABLE.
- PLATING OPTION -GG NOT AVAILABLE.
- POSITIONS 1 - 4 AND ANY BODY/LEAD STYLES NOT LISTED IN THE TUBE TABLE TO BE PACKAGED IN BULK.

**TABLE 1 - SD LEAD STYLES**

LEAD STYLE	SOCKET	"A" (-N OPTION ONLY)		"B" (PIN LENGTH)	No OF FINGER CLIPS (SEE NOTE 7)
		MIN	MAX		
-1A	SC-1W1-XX-2	N/A	.038 [0.97]	.563 [14.30]	4
-1B	SC-1W1-XX-1	N/A	.038 [0.97]	.703 [17.86]	4
-1C	SC-1W1-XX-3	N/A	.038 [0.97]	.453 [11.51]	4
-2	SC-1P1-XX	.025 [0.64]	.038 [0.97]	.300 [7.62]	4
*-5A	SC-2P1-XX	N/A	N/A	.703 [17.86]	4
-7	SC-1P3-XX	.025 [0.64]	.038 [0.97]	.600 [15.24]	4
-18	SC-6P1-XX	.025 [0.64]	.038 [0.97]	.353 [8.97]	4
-21A	EZ-1W1-XX-2	N/A	N/A	.553 [14.05]	6
-21B	EZ-1W1-XX-1	N/A	N/A	.703 [17.86]	6
-21C	EZ-1W1-XX-3	N/A	N/A	.453 [11.51]	6
-22	EZ-1P1-XX	.025 [0.64]	.038 [0.97]	.300 [7.62]	6
-29	EZ-2P2-XX	N/A	N/A	.703 [17.86]	6
-38	EZ-6P1-XX	.025 [0.64]	.038 [0.97]	.353 [8.97]	6

\* = AVAILABLE TO EXISTING CUSTOMERS ONLY

UNLESS OTHERWISE SPECIFIED, DIMENSIONS ARE IN INCHES.  
 TOLERANCES ARE:  
 DECIMALS ANGLES  
 .XX: ±.01 [0.3] 2°  
 .XXX: ±.005 [0.13]  
 .XXXX: ±.0020 [0.051]

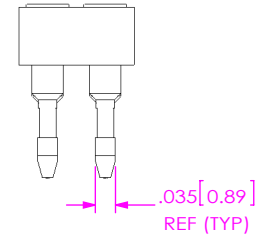
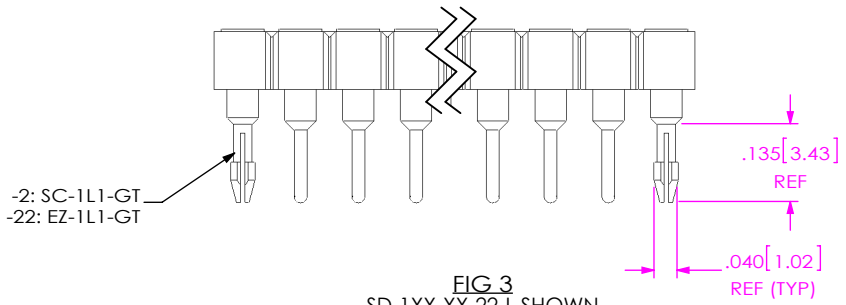
**PROPRIETARY NOTE**  
 THIS DOCUMENT CONTAINS CONFIDENTIAL AND PROPRIETARY INFORMATION AND ALL DESIGN, MANUFACTURING, REPRODUCTION, USE, PATENT RIGHTS AND SALES RIGHTS ARE EXPRESSLY RESERVED BY SAMTEC, INC. THIS DOCUMENT SHALL NOT BE DISCLOSED, IN WHOLE OR PART, TO ANY UNAUTHORIZED PERSON OR ENTITY NOR REPRODUCED, TRANSFERRED OR INCORPORATED IN ANY OTHER PROJECT IN ANY MANNER WITHOUT THE EXPRESS WRITTEN CONSENT OF SAMTEC, INC.



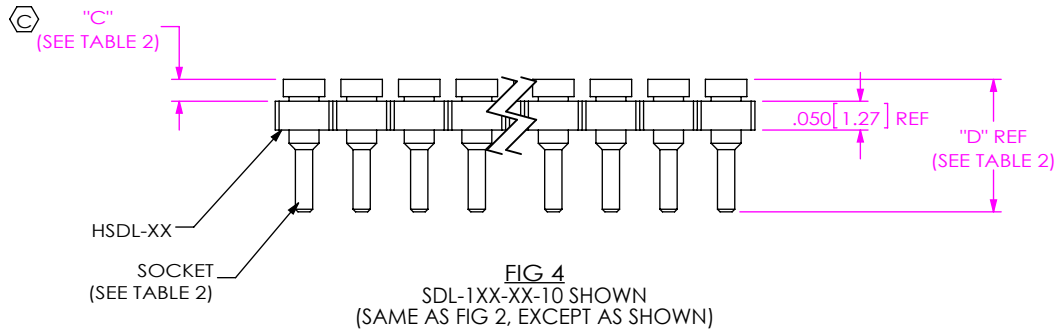
520 PARK EAST BLVD, NEW ALBANY, IN 47150  
 PHONE: 812-944-6733 FAX: 812-948-5047  
 e-Mail: info@SAMTEC.com code 55322

**MATERIAL:** DO NOT SCALE DRAWING SHEET SCALE: 3:1  
 INSULATOR: LCP or NYLON COLOR: BLACK  
 SOCKET: BeCu/BRASS BRASS  
 F:\DWG\MISC\MKTG\SDX-1XX-XX-XX-X-X-MKT.SLDDRW

**DESCRIPTION:** SOCKET STRIP ASSEMBLY  
**DWG. NO.** SDX-1XX-XX-XX-X-X  
**BY:** J. BROWNING 07/27/2015 **SHEET 1 OF 2**

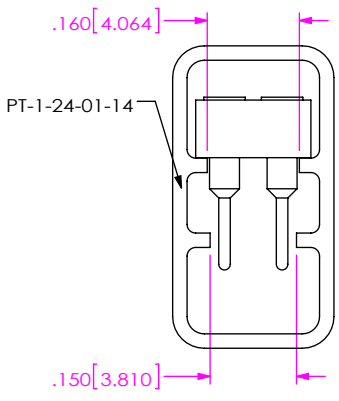


**FIG. 3**  
SD-1XX-XX-22-L SHOWN  
(ONLY AVAILABLE IN LEAD STYLES -2 & -22)  
(SAME AS FIG 1, DIFFERENT AS SHOWN)

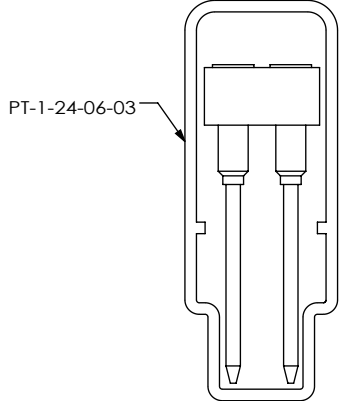


**FIG. 4**  
SDL-1XX-XX-10 SHOWN  
(SAME AS FIG 2, EXCEPT AS SHOWN)

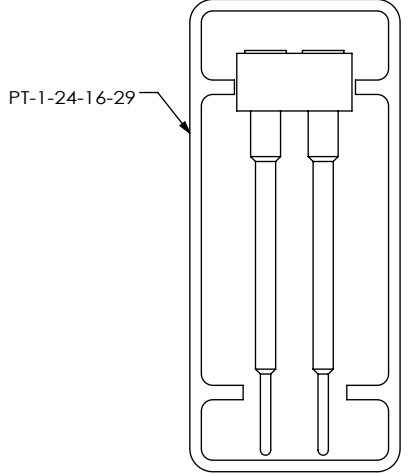
TABLE 2 - SDL LEAD STYLES					
LEAD STYLE	SOCKET	"C"		"D" (PIN LENGTH)	No OF FINGER CLIPS (SEE NOTE 7)
		MIN	MAX		
-10	SC-3P1-XX	.025 [0.64]	.038 [0.97]	.230 [5.84]	4
-11	SC-4P1-XX	.015 [0.38]	.028 [0.71]	.240 [6.10]	4
-12	SC-5P1-XX	.015 [0.38]	.028 [0.71]	.190 [4.83]	4
-19	SC-8P1-XX	.005 [0.13]	.016 [0.41]	.165 [4.19]	4
-30	EZ-3P1-XX	.025 [0.64]	.038 [0.97]	.230 [5.84]	6
-31	EZ-4P1-XX	.015 [0.38]	.028 [0.71]	.240 [6.10]	6
-32	EZ-5P1-XX	.015 [0.38]	.028 [0.71]	.190 [4.83]	6
-39	EZ-8P1-XX	.005 [0.13]	.016 [0.41]	.165 [4.19]	6



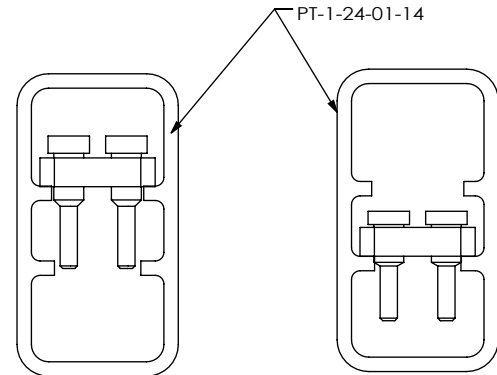
PART NEEDS TO BE LOADED AS SHOWN



FOR SD OPTION



**PACKAGING VIEWS**  
(SEE NOTE 10 & TABLE 3)



SHORTER PARTS FIT BETTER AS SHOWN  
FOR SDL OPTION

TABLE 3 - PACKAGING TUBES			
BODY STYLE	LEAD STYLE	TUBE	PLUG
-SD	-1C, -2, -2-L, -18, -21C, -22, -22-L, -38	PT-1-24-01-14	TP-03
	-1A, -21A, -7	PT-1-24-06-03	TP-07
	-29	PT-1-24-16-29	TP-03
-SDL	ALL	PT-1-24-01-14	TP-03

**PROPRIETARY NOTE**  
THIS DOCUMENT CONTAINS CONFIDENTIAL AND PROPRIETARY INFORMATION AND ALL DESIGN, MANUFACTURING, REPRODUCTION, USE, PATENT RIGHTS AND SALES RIGHTS ARE EXPRESSLY RESERVED BY SAMTEC, INC. THIS DOCUMENT SHALL NOT BE DISCLOSED, IN WHOLE OR PART, TO ANY UNAUTHORIZED PERSON OR ENTITY NOR REPRODUCED, TRANSFERRED OR INCORPORATED IN ANY OTHER PROJECT IN ANY MANNER WITHOUT THE EXPRESS WRITTEN CONSENT OF SAMTEC, INC.

DO NOT SCALE DRAWING  
SHEET SCALE: 3:1

**samtec**  
520 PARK EAST BLVD, NEW ALBANY, IN 47150  
PHONE: 812-944-6733 FAX: 812-948-5047  
e-Mail info@SAMTEC.com code 55322

DESCRIPTION:  
SOCKET STRIP ASSEMBLY  
DWG. NO.  
**SDX-1XX-XX-XX-X-X**  
BY: J. BROWNING 07/27/2015 SHEET 2 OF 2