



Chipsmall Limited consists of a professional team with an average of over 10 year of expertise in the distribution of electronic components. Based in Hongkong, we have already established firm and mutual-benefit business relationships with customers from,Europe,America and south Asia,supplying obsolete and hard-to-find components to meet their specific needs.

With the principle of “Quality Parts,Customers Priority,Honest Operation,and Considerate Service”,our business mainly focus on the distribution of electronic components. Line cards we deal with include Microchip,ALPS,ROHM,Xilinx,Pulse,ON,Everlight and Freescale. Main products comprise IC,Modules,Potentiometer,IC Socket,Relay,Connector.Our parts cover such applications as commercial,industrial, and automotives areas.

We are looking forward to setting up business relationship with you and hope to provide you with the best service and solution. Let us make a better world for our industry!



Contact us

Tel: +86-755-8981 8866 Fax: +86-755-8427 6832

Email & Skype: info@chipsmall.com Web: www.chipsmall.com

Address: A1208, Overseas Decoration Building, #122 Zhenhua RD., Futian, Shenzhen, China





Features

- Available in E6 values
- Current rating to 3.0 amps
- 3.0 mm height
- RoHS compliant*

Applications

- Input/output of DC/DC converters
- Power supplies for:
 - Portable communication equipment
 - Camcorders
 - LCD TVs
 - Car radios

SDR1030 Series - SMD Power Inductors

Electrical Specifications

Bourns Part No.	Inductance 100 kHz		Q Typ.	Test Frequency (MHz)	SRF Min. (MHz)	RDC Max. (Ω)	I rms Max. (A)	I sat Typ. (A)
	(μ H)	Tol. %						
SDR1030-2R7M	2.7	± 20	13	7.96	73.6	0.028	3.00	4.20
SDR1030-4R7M	4.7	± 20	13	7.96	49.5	0.040	2.60	3.50
SDR1030-6R8M	6.8	± 20	15	7.96	38.1	0.052	2.20	2.80
SDR1030-100M	10.0	± 20	15	2.52	33.1	0.064	2.00	2.40
SDR1030-150M	15.0	± 20	18	2.52	25.7	0.100	1.65	1.85
SDR1030-220M	22.0	± 20	20	2.52	22.3	0.145	1.38	1.60
SDR1030-330M	33.0	± 20	16	2.52	16.4	0.220	1.10	1.25
SDR1030-470M	47.0	± 20	10	2.52	14.2	0.270	0.96	1.10
SDR1030-680M	68.0	± 20	12	2.52	12.2	0.360	0.82	0.90
SDR1030-101K	100.0	± 10	14	0.796	9.3	0.540	0.70	0.75
SDR1030-151K	150.0	± 10	23	0.796	7.9	0.700	0.60	0.58
SDR1030-221K	220.0	± 10	23	0.796	6.2	1.150	0.46	0.48
SDR1030-331K	330.0	± 10	25	0.796	5.1	1.700	0.38	0.40
SDR1030-471K	470.0	± 10	20	0.796	3.8	2.250	0.28	0.32
SDR1030-681K	680.0	± 10	18	0.796	3.2	3.300	0.23	0.27
SDR1030-102K	1000.0	± 10	42	0.252	2.5	4.700	0.20	0.23

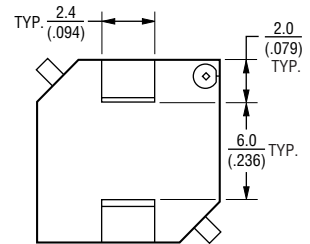
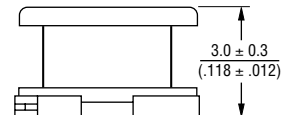
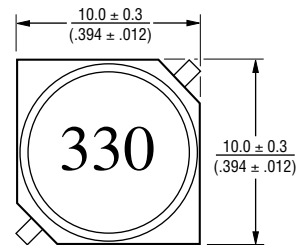
General Specifications

Test Voltage.....0.1 V
 Reflow Soldering ...230 °C, 50 sec. max.
 Operating Temperature ..-40 °C to +125 °C
 (Temperature rise included)
 Storage Temperature...-40 °C to +125 °C
 Resistance to Soldering Heat
260 °C for 10 sec.

Materials

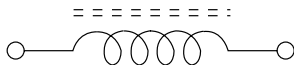
CoreFerrite DR
 WireEnamelled copper wire 130
 TerminalCu/Sn
 Rated Current
Ind. drop 10 % typ. at Isat
 Temperature Rise30 °C max.
 at rated Irms
 Packaging1000 pcs. per reel

Product Dimensions

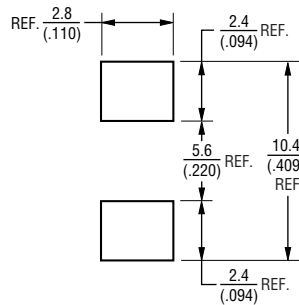


DIMENSIONS: $\frac{\text{MM}}{\text{(INCHES)}}$

Electrical Schematic



Recommended Layout

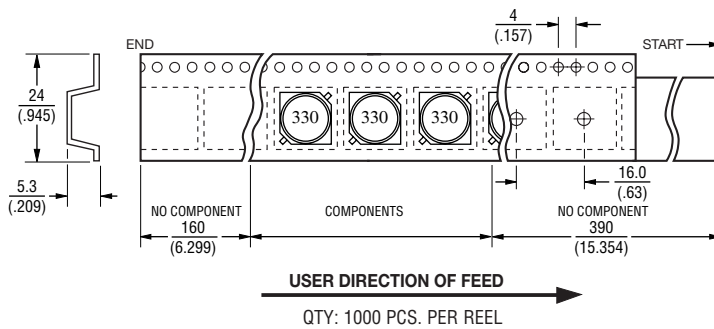
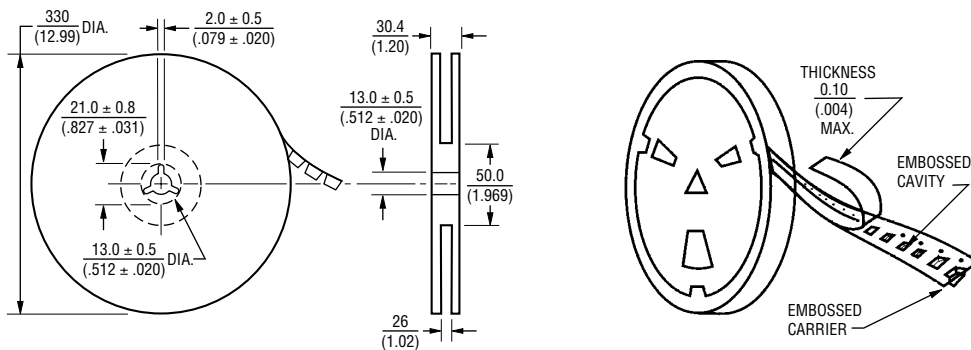


*RoHS Directive 2002/95/EC Jan 27, 2003 including Annex.
 Specifications are subject to change without notice.
 Customers should verify actual device performance in their specific applications.

SDR1030 Series - SMD Power Inductors

BOURNS®

Packaging Specifications



DIMENSIONS: $\frac{\text{MM}}{\text{(INCHES)}}$