



Chipsmall Limited consists of a professional team with an average of over 10 year of expertise in the distribution of electronic components. Based in Hongkong, we have already established firm and mutual-benefit business relationships with customers from,Europe,America and south Asia,supplying obsolete and hard-to-find components to meet their specific needs.

With the principle of "Quality Parts,Customers Priority,Honest Operation,and Considerate Service",our business mainly focus on the distribution of electronic components. Line cards we deal with include Microchip,ALPS,ROHM,Xilinx,Pulse,ON,Everlight and Freescale. Main products comprise IC,Modules,Potentiometer,IC Socket,Relay,Connector.Our parts cover such applications as commercial,industrial, and automotives areas.

We are looking forward to setting up business relationship with you and hope to provide you with the best service and solution. Let us make a better world for our industry!



Contact us

Tel: +86-755-8981 8866 Fax: +86-755-8427 6832

Email & Skype: info@chipsmall.com Web: www.chipsmall.com

Address: A1208, Overseas Decoration Building, #122 Zhenhua RD., Futian, Shenzhen, China



THIS DRAWING IS UNPUBLISHED.

RELEASED FOR PUBLICATION

ALL RIGHTS RESERVED.

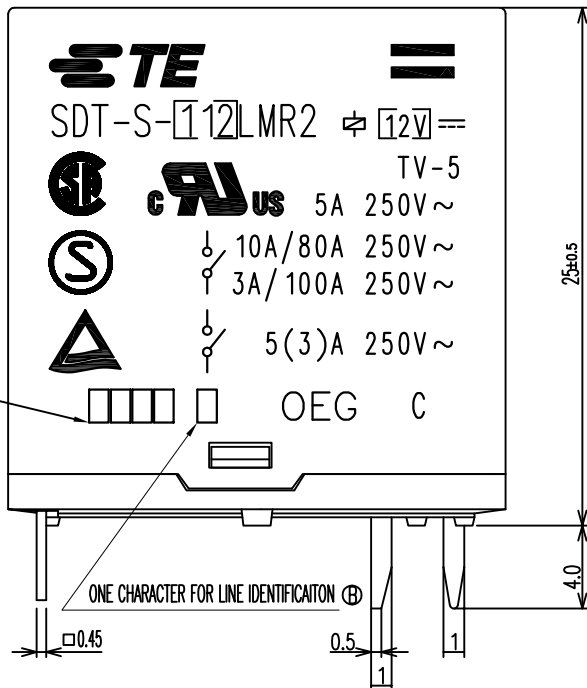
© COPYRIGHT - By TE Connectivity

LOC HB

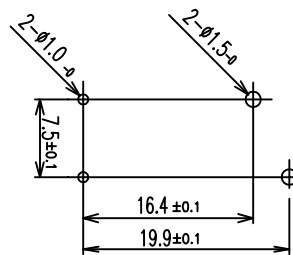
DIST -

REVISIONS

P	LTR	DESCRIPTION	DATE	DWN	APVD
A		CHANGE DATE&TE LOGO ECO-08-007869	16-APR-08	CY.ZBH.Y	
B		1.CHANGE LOGO 2.ADD LINE IDENTIFICATIONS.TERMINALS TOLERANCE CLARIFICATION ECO-12-005305	26-MAR-12	YS.H	BH.Y



DRILLING DIAGRAM BOTTOM VIEW (2/1)



CONNECTION DIAGRAM BOTTOM VIEW (2/1)

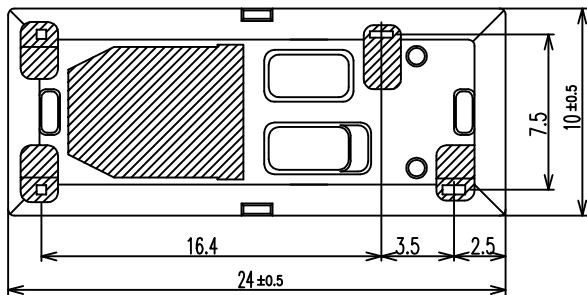
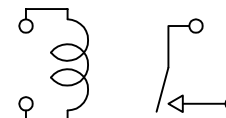
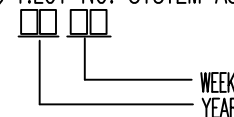


Diagram dimension	Tolerance
max. 1mm	±0.1mm
1 - 3mm	±0.2mm
min. 3mm	±0.3mm

NOTE
① 1.LOT NO. SYSTEM AS FOLLOWING:



② 2.TERMINAL DIMENSIONS BEFORE SOLDER DIP

③ 3.FOR THE TIN-PLATING OF THE PINS: +0.1mm FOR WIDTH, THICKNESS AND DIAMETER +0.5mm FOR LENGTH

THIS DRAWING IS A CONTROLLED DOCUMENT.

DWN K.Okada	TE Connectivity
CHK H.Sasaki	
APVD A.Nagai	
PRODUCT SPEC -	
APPLICATION SPEC -	NAME SDT-LMR2 CUSTOMER DRAWING
WEIGHT -	SIZE A3
CUSTOMER DRAWING	CAGE CODE 00779
	DRAWING NO C=1461100
	RESTRICTED TO -
	SCALE 4:1
	SHEET 1 OF 2
	REV B

THIS DRAWING IS UNPUBLISHED.

RELEASED FOR PUBLICATION

-. - .

© COPYRIGHT - By TE Connectivity

ALL RIGHTS RESERVED.

LOC HB DIST -

REVISIONS

P	LTR	DESCRIPTION	DATE	DWN	APVD
-	-	SEE SHEET 1	-	-	-

	SDT-S-124LMR2	2-1440009-6	108-79452	STANDARD	f
ⓑ	SDT-S-112LMR2	1440003	108-79451	STANDARD	e
	SDT-S-109LMR2	9-1419125-5	108-79450	STANDARD	d
ⓑ	SDT-S-106LMR2	5-1440007-0	108-79449	STANDARD	e
	SDT-S-105LMR2	8-1419125-3	108-79448	STANDARD	b
ⓑ	SDT-S-103LMR2	1461100-1	108-79447	STANDARD	a
	DESCRIPTION	TE PART NO	PRODUCT SPEC	DESCRIPTION	No.

RELAY TYPE

		EPOXY RESIN	SEAL (BASE & TERMINAL)	15
		EPOXY RESIN	SEAL (BASE & YOKE)	14
		JUEW	MAGNETIC WIRE	13
94V-0		P.B.T	CASE	12
94V-0		P.B.T	BOBBIN	11
	SOLDER DIP	C.P WIRE	COIL TERMINAL	10
94V-0		NYRON	CARD	9
		AgSnO	MOVABLE CONTACT	8
		AgSnO	NO.CONTACT	7
		STEEL	HINGE SPRING	6
	SOLDER DIP	Cu ALLOY	NO.TERMINAL	5
	SOLDER DIP	Cu ALLOY	MOVABLE SPRING	4
	NIP	STEEL	CORE	3
	NIP	STEEL	ARMATURE	2
	NIP	STEEL	YOKE	1
INCOMBUSTIBILITY	TREATMENT	MATERIAL	DESCRIPTION	ITEM

THIS DRAWING IS A CONTROLLED DOCUMENT.

DIMENSIONS: mm



TOLERANCES UNLESS OTHERWISE SPECIFIED:

0 PLC	± -
1 PLC	± -
2 PLC	± -
3 PLC	± -
4 PLC	± -
ANGLES	± -

MATERIAL FINISH

DWN K.Okada
CHK H.Sasaki

APVD A.Nagai
PRODUCT SPEC

APPLICATION SPEC

WEIGHT

CUSTOMER DRAWING



TE Connectivity

NAME

SDT-LMR2 CUSTOMER DRAWING

SIZE A3 CAGE CODE 00779 DRAWING NO C=1461100 RESTRICTED TO

SCALE 4:1 SHEET 2 of 2 REV B