



Chipsmall Limited consists of a professional team with an average of over 10 year of expertise in the distribution of electronic components. Based in Hongkong, we have already established firm and mutual-benefit business relationships with customers from,Europe,America and south Asia,supplying obsolete and hard-to-find components to meet their specific needs.

With the principle of “Quality Parts,Customers Priority,Honest Operation,and Considerate Service”,our business mainly focus on the distribution of electronic components. Line cards we deal with include Microchip,ALPS,ROHM,Xilinx,Pulse,ON,Everlight and Freescale. Main products comprise IC,Modules,Potentiometer,IC Socket,Relay,Connector.Our parts cover such applications as commercial,industrial, and automotives areas.

We are looking forward to setting up business relationship with you and hope to provide you with the best service and solution. Let us make a better world for our industry!



Contact us

Tel: +86-755-8981 8866 Fax: +86-755-8427 6832

Email & Skype: info@chipsmall.com Web: www.chipsmall.com

Address: A1208, Overseas Decoration Building, #122 Zhenhua RD., Futian, Shenzhen, China



SE-330, SE-330HV SERIES

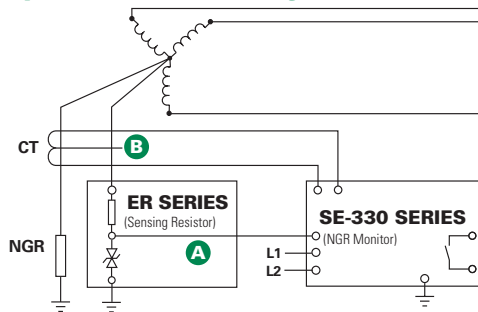
Neutral-Grounding-Resistor Monitor - New Revision



Description

The SE-330 is an advanced ground-fault and neutral-grounding-resistor monitoring relay. It measures neutral current, neutral-to-ground voltage, and neutral-to-ground resistance. It provides continuous monitoring of the neutral-to-ground path to verify that the neutral-grounding resistor (NGR) is intact. This is of utmost importance—an open NGR renders current-sensing ground-fault protection inoperative and could result in a false belief that the system is functioning properly. The SE-330 can be used with low- and medium-voltage transformers and generators with low- or high-resistance grounding used in processing, manufacturing, chemical, pulp and paper, petroleum, and water-treatment facilities. For high-voltage applications, use the SE-330HV. For applications that require conformance to Australian standard AS/NZS 2081.3:2002, use the SE-330AU.

Simplified Circuit Diagram



For detailed wiring diagram, see adjacent page.

Ordering Information

| ORDERING NUMBER | POWER SUPPLY | COMM | | K4 UNIT HEALTHY CONTACT | |
|------------------------------------|-------------------|---|---|-------------------------|-------------------|
| SE-330 | - | X | - | 0 | X |
| SE-330 for all apps. 35 kV or less | 0=120/240 Vac/Vdc | 0=USB Only 1=DeviceNet 3=EtherNet (Dual RJ45) 4=EtherNet (SC Fiber & RJ45) 5=EtherNet (Dual SC Fiber) | | | 0=Normally Open |
| SE-330HV for 72 kV apps. | 2=48 Vdc | 6=IEC61850 (Dual RJ45) 7=IEC61850 (SC Fiber & RJ45) 8=IEC61850 (Dual SC Fiber) | | | 1=Normally Closed |

NOTE: For Australian applications, see the SE-330AU.

| ACCESSORIES | REQUIREMENT |
|----------------------------|-------------|
| ER Series Sensing Resistor | Required |
| Current Transformer | Required |
| SE-IP65CVR-G | Optional |
| SE-MRE-600 | Optional |
| RK-332 | Optional |
| NGRM-ENC | Optional |
| PGA-0520 | Optional |
| SE-330-SMA | Optional |

Resistor Monitoring

The SE-330 combines the measured values of resistance, current, and voltage to continuously determine that an NGR is intact. It is able to detect a resistor failure with or without a ground fault present. Sensing resistors are matched to the system voltage and are used to monitor NGRs on systems up to 72 kV.






Ground-Fault Monitoring

The SE-330 uses an application-appropriate current transformer to reliably detect ground-fault currents as small as 100 mA. DFT filtering ensures that false trips due to harmonic noise from adjustable-speed drives do not occur. Should the resistor open and a ground fault subsequently occur, the SE-330 will detect the fault through voltage measurement, while other current-only sensing relays would be ineffective.

Pulsing Ground-Fault Location

The SE-330 is capable of controlling a pulsing contactor, which is used to switch the NGR resistance in a pulsing-compatible NGR package. The resulting ground-fault current is distinguishable from charging currents and noise and will only appear upstream of the ground fault, making fault location fast and easy, even without isolating feeders or interrupting loads.

Accessories

- A**  **ER Series Sensing Resistor**
Required interface between the power system and the SE-330/SE-330HV. Eliminates hazardous voltage levels at the relay.
- B**  **EFCT Series Ground-Fault Current Transformer**
Sensitive ground-fault current detection (5 A primary).
-  **SE-CS30 Series Ground-Fault Current Transformer**
Sensitive ground-fault current detection (30 A primary).
-  **Other Current Transformer**
For low-resistance NGRs choose a CT primary approximately equal to the NGR rating. Inputs are provided for 1- and 5- A- secondary CTs.
-  **SE-IP65CVR-G Hinged Transparent Cover**
Watertight cover, tamper resistant, IP65 protection.

Littelfuse reserves the right to make product changes, without notice. Material in this document is as accurate as known at the time of publication. Visit Littelfuse.com for the most up-to-date information.

SE-330, SE-330HV SERIES

Neutral-Grounding-Resistor Monitor - New Revision

Features & Benefits

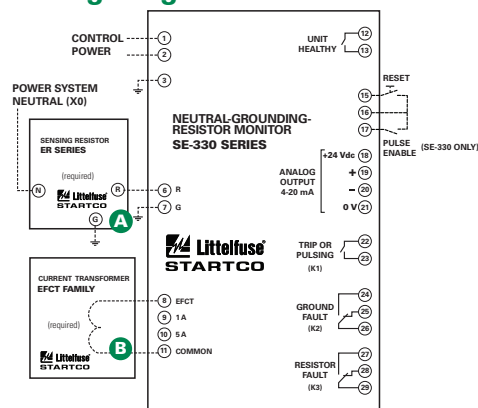
| FEATURES | IEEE # | BENEFITS |
|--|-------------------|--|
| Continuous NGR monitoring | 3 | Detects resistor failure within seconds, reduces transient-overvoltage risk, removes risk of ground-fault-detection failure |
| Ground-fault detection | 50G/N, 51G/N, 59N | Main or backup protection to detect a ground fault anywhere on the monitored system |
| Adjustable pickup (2-100%) | | Select greatest sensitivity without false operation, adjustable in 1% increments (MEM setting) |
| Adjustable time delay (0.1-10 s) | | Adjustable trip delay allows quick protection and system coordination |
| Universal CT compatibility | | Allows the use of a CT that gives required ground-fault settings |
| Output contacts | | Two Form C (Ground Fault, Resistor Fault), Two Form A (Trip/Pulse, Healthy) |
| Analog output (4-20 mA) | | Connect an optional PGA-0520 meter or control system |
| Pulsing output (SE-330 only) | | Control the operation of a pulsing ground-fault-location circuit |
| Trip records | | On-board 100-event (with date and time) recorder helps with system diagnostics |
| Harmonic filtering (DFT) | | Eliminate false trips due to harmonic noise from ASDs |
| Local communications | | Mini USB port to view measured values, configure settings, and check event records |
| Data Logging | | On-board microSD card (included) can be used for long-term data logging |
| Network communications | | Remotely view measured values and event records, reset trips, and cause a remote trip Available Protocol Options: IEC 61850 - with dual RJ45, SC Fiber and RJ45, or Dual SC Fiber Interface Modbus TCP and Ethernet/IP - with dual RJ45, SC Fiber and RJ45, or Dual SC Fiber Interface DeviceNet - with CAN interface |
| Software | | PC-interface software (SE-MON330) is available at Littelfuse.com/RelaySoftware |
| Selectable contact operating mode | | Selectable fail-safe or non-fail-safe operating modes allows connection to shunt or undervoltage breaker coil or alarm circuit (Trip, Ground Fault, Resistor Fault relays) |
| Selectable reset mode | | Selectable latching or auto-reset operation |
| Calibrate push button | | Ensures resistor-failure sensitivity is correct |
| Unit-healthy output | | Verifies SE-330 is operating correctly |
| Conformal coating | | Internal circuits are conformally coated to protect against corrosion and moisture |

Typical Values

| SYSTEM VOLTAGE (VOLTS) | NEUTRAL-GROUNDING RESISTOR | | SENSING RESISTOR | | GROUND-FAULT PICKUP LEVEL (AMPERES) | V _N PICKUP LEVEL (VOLTS) |
|------------------------|----------------------------|-------------------|------------------|--------------------------------|-------------------------------------|-------------------------------------|
| | CURRENT (AMPERES) | RESISTANCE (OHMS) | MODEL | RESISTANCE (SWITCH S5 SETTING) | | |
| 480 | 5 | 55 | ER-600VC | 20 kΩ | 2.5 | 170 |
| 600 | 5 | 69 | ER-600VC | 20 kΩ | 2.5 | 200 |
| 2,400 | 5 | 277 | ER-5KV | 20 kΩ | 2.5 | 800 |
| 4,160 | 5 | 480 | ER-5KV | 20 kΩ | 3 | 1,700 |
| 7,200 | 10 | 416 | ER-15KV | 100 kΩ | 2 | 170 x 5 = 850 |
| 14,400 | 15 | 554 | ER-15KV | 100 kΩ | 3 | 340 x 5 = 1,700 |

DISCLAIMER: The above table is for illustrative purposes only. Actual values may differ based on a variety of individual system considerations, such as capacitive charging current and coordination study results.

Wiring Diagram



Specifications

- IEEE Device Numbers**
- Input Voltage**
- Dimensions**
H 213 mm (8.4"); W 98 mm (3.9"); D 132 mm (5.2")
- GF Trip-Level Settings**
2-100% of CT-Primary Rating in 1% increments
- GF Trip-Time Settings**
0.1-10 s
- V_n Trip-Level Settings**
20-2,000 Vac (≤5 kV systems) 100-10,000 Vac (>5 kV systems)
- Contact Operating Mode**
Selectable fail-safe or non-fail-safe (K1, K2, K3)
- Harmonic Filtering**
Standard feature
- Reset Button**
Standard feature
- Output Contacts**
Two Form A and two Form C
- Pulsing Circuit**
1.0-3.0 s in 0.2 s increments (SE-330 only)
- Approvals**
CSA certified, UL Listed (E340889), CE (European Union), C-Tick (Australian)
- Communications**
Mini USB (standard); DeviceNet (optional), IEC 61850 (optional), Modbus TCP and EtherNet/IP (optional)
- Analog Output**
4-20 mA, self or loop powered
- Conformally Coated**
Standard feature
- Warranty**
5 years
- Mounting**
Panel and Surface (optional)

Littelfuse reserves the right to make product changes, without notice. Material in this document is as accurate as known at the time of publication. Visit Littelfuse.com for the most up-to-date information.