



Chipsmall Limited consists of a professional team with an average of over 10 year of expertise in the distribution of electronic components. Based in Hongkong, we have already established firm and mutual-benefit business relationships with customers from,Europe,America and south Asia,supplying obsolete and hard-to-find components to meet their specific needs.

With the principle of "Quality Parts,Customers Priority,Honest Operation,and Considerate Service",our business mainly focus on the distribution of electronic components. Line cards we deal with include Microchip,ALPS,ROHM,Xilinx,Pulse,ON,Everlight and Freescale. Main products comprise IC,Modules,Potentiometer,IC Socket,Relay,Connector.Our parts cover such applications as commercial,industrial, and automotives areas.

We are looking forward to setting up business relationship with you and hope to provide you with the best service and solution. Let us make a better world for our industry!



Contact us

Tel: +86-755-8981 8866 Fax: +86-755-8427 6832

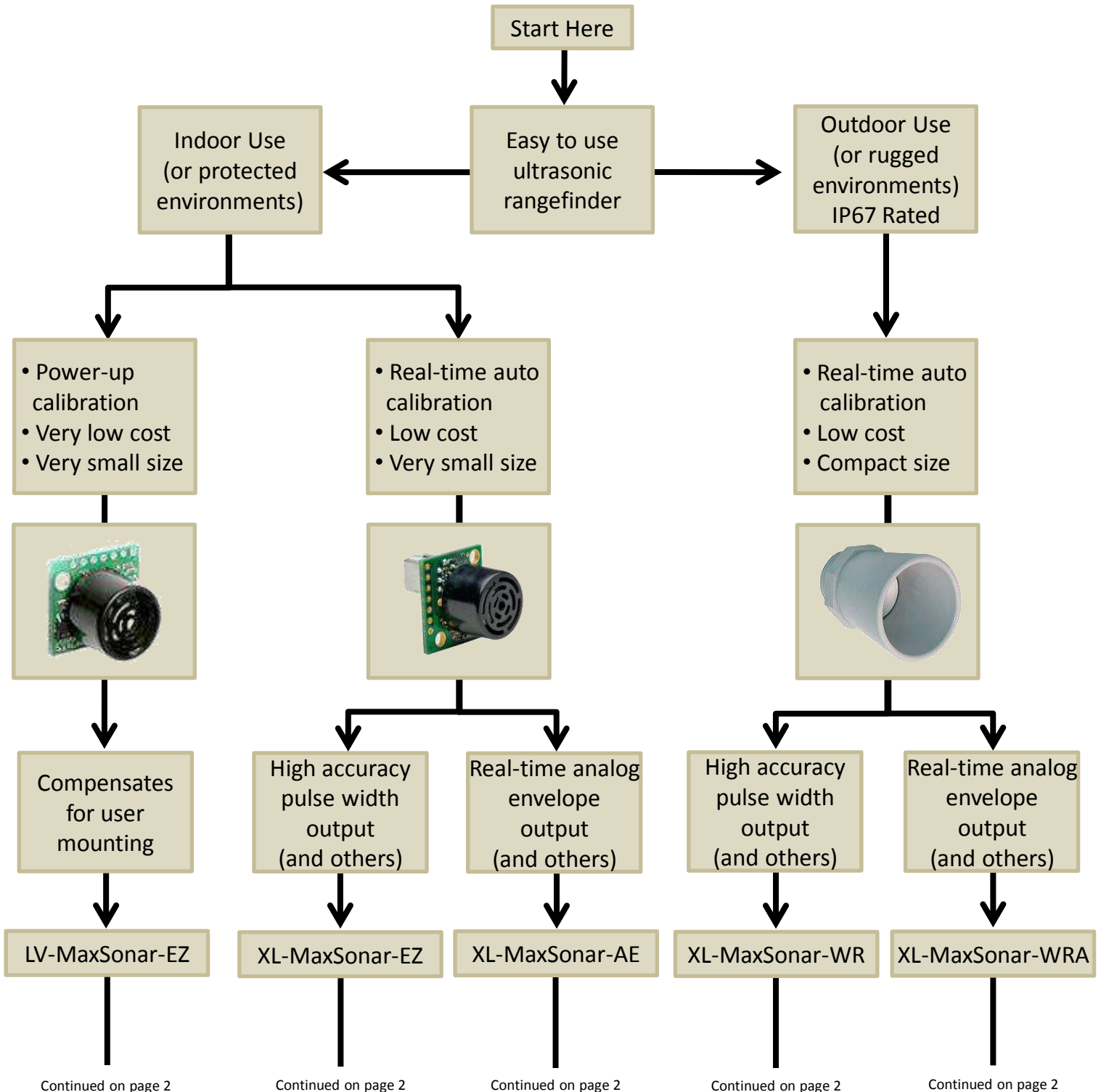
Email & Skype: info@chipsmall.com Web: www.chipsmall.com

Address: A1208, Overseas Decoration Building, #122 Zhenhua RD., Futian, Shenzhen, China



Choose the Proper Ultrasonic Sensor for your Application

This guide will help you select the correct MaxSonar® sensor for your use. We believe that the MaxSonar® sensors are among the easiest to use ultrasonic rangefinders available.



Product Line

	 LV-MaxSonar-EZ	 XL-MaxSonar-EZ	 XL-MaxSonar-AE	 XL-MaxSonar-WR	 XL-MaxSonar-WRA
Easy to use interface	Yes	Yes	Yes	Yes	Yes
Trigger or Free-run Operation	Yes	Yes	Yes	Yes	Yes
Stable Range Data	Yes	Yes	Yes	Yes	Yes
Serial Output	Yes	Yes	Yes	Yes	Yes
Analog Voltage Range Output	Yes	Yes	Yes	Yes	Yes
Pulse Width Output	Yes	Yes	No	Yes	No
Real-time Analog Envelope Output of the Acoustic Waveform	No	No	Yes	No	Yes
Outdoor Use (IP67 Rated)	No (can be mounted in a way that protects the sensor from exposure to the elements.)	No (can be mounted in a way that protects the sensor from exposure to the elements.)	No (can be mounted in a way that protects the sensor from exposure to the elements.)	Yes	Yes
Recommended for Industrial Use	Some	Yes	Yes	Yes	Yes
Recommended for Hobby Use	Yes	Yes	Yes	Yes	Yes
Automatic Calibration to Compensate for Changes in Temperature, Voltage, Humidity and Noise.	On power up only	Yes	Yes	Yes	Yes
Has noise canceling	Some	Yes	Yes	Yes	Yes
Resolution	1 inch	1 cm	1 cm	1 cm	1 cm
Maximum Rate Readings are taken	20Hz	10Hz	10Hz	10Hz	10Hz
3.3V Operation, Average Current Draw	2mA	2.1mA	2.1mA	2.1mA	2.1mA
5V Operation, Average Current Draw	3mA	3.4mA	3.4mA	3.4mA	3.4mA
Acoustic Frequency	42kHz	42kHz	42kHz	42kHz	42kHz
Minimum Object Detection Distance ⁽¹⁾	0"	0 cm	0 cm	0 cm	0 cm
Minimum Reported Distance ⁽¹⁾	6 inches	20 cm	20 cm	25 cm	25 cm
Maximum Range	254 inches (6.45 meters)	765 cm ⁽²⁾ 1068cm (25.1 feet)	765 cm ⁽²⁾ 1068cm (25.1 feet)	765 cm ⁽²⁾ 1068cm (25.1 feet)	765 cm ⁽²⁾ 1068cm (25.1 feet)
Semi-custom solution available to meet almost any need	Yes ⁽³⁾	Yes ⁽³⁾	Yes ⁽³⁾	Yes ⁽³⁾	Yes ⁽³⁾

Features

Note 1: Objects closer than the minimum-distance-reported*, range as this value*.

Note 2: Available by request

Note 3: Contact MaxBotix Inc., to have your sensor solution evaluated.

Continued on page 3

Continued on page 3

Continued on page 3

Continued on page 3

Continued on page 3

↓	↓	↓	↓	↓
<p>LV-MaxSonar-EZ Some Features:</p> <ul style="list-style-type: none"> • Easy to use interface • 1 inch resolution • Various calibrated beam widths • Size is less than 1 cubic inch 	<p>XL-MaxSonar-EZ Some Features:</p> <ul style="list-style-type: none"> • Easy to use interface • 1 cm resolution • Various calibrated beam widths • Size is less than 1 cubic inch • Real-time auto calibration • Real-time noise rejection • High acoustic power 	<p>XL-MaxSonar-AE Some Features:</p> <ul style="list-style-type: none"> • Easy to use interface • 1 cm resolution • Various calibrated beam widths • Size is less than 1 cubic inch • Real-time auto calibration • Real-time noise rejection • High acoustic power • Real-time analog envelope 	<p>XL-MaxSonar-WR Some Features:</p> <ul style="list-style-type: none"> • Easy to use interface • IP67 rated • 1 cm resolution • Calibrated beam width • Super compact size • Real-time auto calibration • Real-time noise rejection • High acoustic power 	<p>XL-MaxSonar-WRA Some Features:</p> <ul style="list-style-type: none"> • Easy to use interface • IP67 rated • 1 cm resolution • Calibrated beam width • Super compact size • Real-time auto calibration • Real-time noise rejection • High acoustic power • Real-time analog envelope output
<p>Part Numbers:</p> <ul style="list-style-type: none"> •MB1000 •MB1010 •MB1020 •MB1030 •MB1040 <p>(Please see page 4 for additional information)</p>	<p>Part Numbers:</p> <ul style="list-style-type: none"> •MB1200 •MB1210 •MB1220 •MB1230 •MB1240 <p>(Please see page 4 for additional information)</p>	<p>Part Numbers:</p> <ul style="list-style-type: none"> •MB1300 •MB1310 •MB1320 •MB1330 •MB1340 <p>(Please see page 4 for additional information)</p>	<p>Part Numbers:</p> <ul style="list-style-type: none"> •MB7060 •MB7066: longer range <p>(Please see page 4 for additional information)</p>	<p>Part Numbers:</p> <ul style="list-style-type: none"> •MB7070 •MB7076: Longer range <p>(Please see page 4 for additional information)</p>
<p>Possible Applications:</p> <ul style="list-style-type: none"> • Robots • Distance measuring • UAV • Some industrial uses • Autonomous navigation 	<p>Possible Applications:</p> <ul style="list-style-type: none"> • Robots • Distance measuring • UAV • Industrial uses • Autonomous navigation • Bin levels • Changing environment conditions 	<p>Possible Applications:</p> <ul style="list-style-type: none"> • Troubleshooting and sensor integration • User signal processing • Robots • Distance measuring • Industrial uses • UAV • Autonomous navigation • Bin levels • Changing environment conditions 	<p>Possible Applications:</p> <ul style="list-style-type: none"> • Robots • Distance measuring • Industrial uses • UAV • Autonomous navigation • Bin levels • Changing environment conditions • Tank levels • Proximity zone detection 	<p>Possible Applications:</p> <ul style="list-style-type: none"> • Troubleshooting and sensor integration • User signal processing • Robots • Distance measuring • Industrial uses • UAV • Autonomous navigation • Bin levels • Changing environment conditions • Tank levels • Proximity zone detection
<p>Comments:</p> <ul style="list-style-type: none"> • Power up calibration compensates for various mounting arrangements and environments. • NOTE: requires user to cycle the power to recalibrate sensor if the voltage, temperature or humidity change during operation. 	<p>Comments:</p> <ul style="list-style-type: none"> • Automatically compensates for noisy and changing environmental conditions (temperature, voltage or humidity). 	<p>Comments:</p> <ul style="list-style-type: none"> • Same as the XL-MaxSonar-EZ but allows easy identification of troubleshooting issues using the real-time analog envelope. 	<p>Comments:</p> <ul style="list-style-type: none"> • Automatically compensates for noisy and changing environmental conditions (temperature, voltage or humidity). 	<p>Comments:</p> <ul style="list-style-type: none"> • Same as the XL-MaxSonar-WR but allows easy identification of troubleshooting issues using the real-time analog envelope.

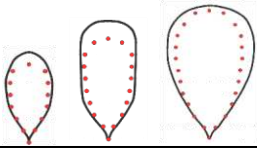
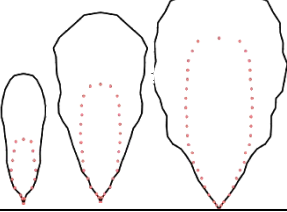
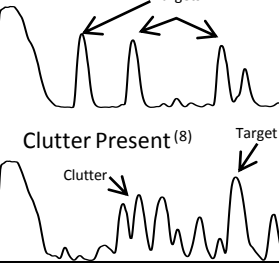

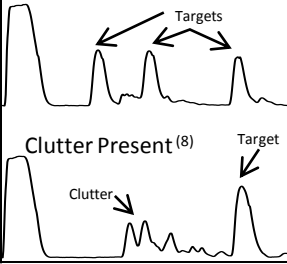
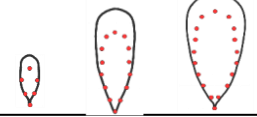
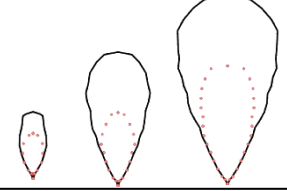
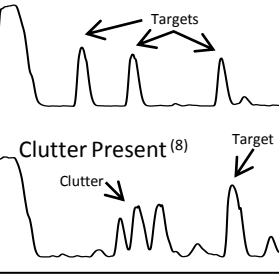
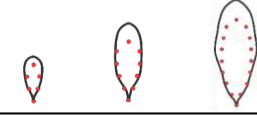
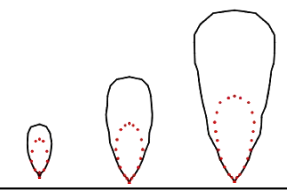
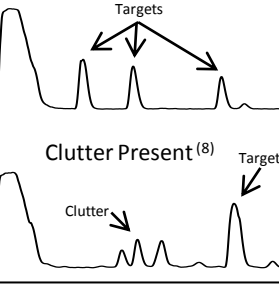
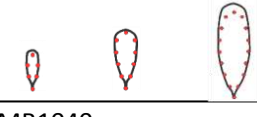
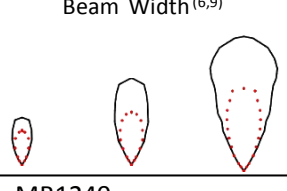
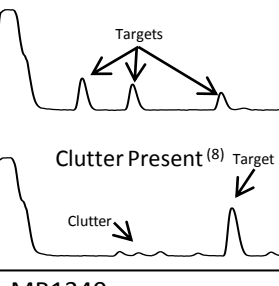

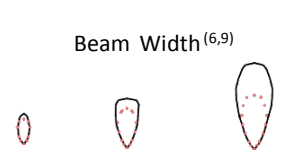
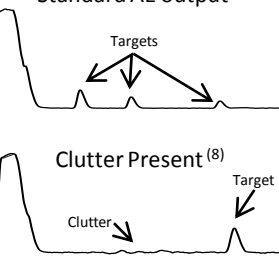
Continued on page 4

Continued on page 4

Continued on page 4

Continued on page 4

Continued on page 4

LV-MaxSonar-EZ	XL-MaxSonar-EZ ⁽⁴⁾	XL-MaxSonar-AE ⁽⁴⁾	XL-MaxSonar-WR ⁽⁵⁾	XL-MaxSonar-WRA ⁽⁵⁾
MB1000 Beam Width ^(6,9) 	MB1200 Beam Width ^(6,9) 	MB1300 Standard AE output ⁽⁷⁾ Targets Clutter Present ⁽⁸⁾ Target 	MB7060 Beam Width ^(6,9) 	MB7070 Standard AE output ⁽⁷⁾ Targets Clutter Present ⁽⁸⁾ Target 
MB1010 Beam Width ^(6,9) 	MB1210 Beam Width ^(6,9) 	MB1310 Standard AE output ⁽⁷⁾ Targets Clutter Present ⁽⁸⁾ Target 	More sensors in WR product line coming soon	
MB1020 Beam Width ^(6,9) 	MB1220 Beam Width ^(6,9) 	MB1320 Standard AE output ⁽⁷⁾ Targets Clutter Present ⁽⁸⁾ Target 		
MB1030 Beam Width ^(6,9) 	MB1230 Beam Width ^(6,9) 	MB1330 Standard AE output ⁽⁷⁾ Targets Clutter Present ⁽⁸⁾ Target 		
MB1040 Beam Width ^(6,9) 	MB1240 Beam Width ^(6,9) 	MB1340 Standard AE output ⁽⁷⁾ Targets Clutter Present ⁽⁸⁾ Target 	<h2>Part Number Selection</h2> <p>This section is designed to help users select the right part number for their application. Use the beam width and analog envelope output to compare the products and select the best sensor for your application.</p> <p>Note 4: Part Similarities The MB12XX and MB13XX parts have the same operational characteristics except the MB12XX parts have pulse width output and the MB13XX have the real-time analog envelope of the wave form.</p> <p>Note 5: Part Similarities The MB706X and MB707X part(s) have the same operational characteristics except the MB706X parts have pulse width output and the MB707X have the real-time analog envelope of the wave form.</p> <p>Note 6: Beam Width Targets are from left to right 0.6cm dia., 2.5cm dia., & 8.9cm dia. Part to part beam widths scale is approximately equal. Black line is 5V, red dot is 3.3V.</p> <p>Note 7: Standard AE Output Targets are from left to right 0.6cm dia. at 66cm, 2.5cm dia. at 111cm, & 8.9cm dia. at 189cm. Notice the change in amplitude of the signals to compare the various parts.</p> <p>Note 8: Clutter Present Target is 30cm sq. at 2 meters Conditions are 1.5 meter wide hallway with cluttered sides.</p> <p>Note 9: Custom beam patterns available.</p>	

Please download the datasheet(s) from www.maxbotix.com for complete information