Chipsmall Limited consists of a professional team with an average of over 10 year of expertise in the distribution of electronic components. Based in Hongkong, we have already established firm and mutual-benefit business relationships with customers from,Europe,America and south Asia,supplying obsolete and hard-to-find components to meet their specific needs.

With the principle of “Quality Parts,Customers Priority,Honest Operation,and Considerate Service”,our business mainly focus on the distribution of electronic components. Line cards we deal with include Microchip,ALPS,ROHM,Xilinx,Pulse,ON,Everlight and Freescale. Main products comprise IC,Modules,Potentiometer,IC Socket,Relay,Connector.Our parts cover such applications as commercial,industrial, and automotives areas.

We are looking forward to setting up business relationship with you and hope to provide you with the best service and solution. Let us make a better world for our industry!

Contact us

Tel: +86-755-8981 8866 Fax: +86-755-8427 6832
Email & Skype: info@chipsmall.com Web: www.chipsmall.com
Address: A1208, Overseas Decoration Building, #122 Zhenhua RD., Futian, Shenzhen, China

版数 VER.	年月日 DATE	CN NO.	変更内容 DESCRIPTION	製図 DR.	担当 CHK.	査閲 APPD.	承認 APPD.
2	30/JUL/2014	010565	CHANGED FORM		M.SHIMADA	—	A.NATORI
3	26/MAY/2015	011670	ADDED THE DETAIL CONDITION ON THE PCB RESTRICTED AREA		M.SHIMADA	—	M.SHIMADA

図面番号(DRAWING NO.) SJ114535

WISDOM承認 2015/05/27

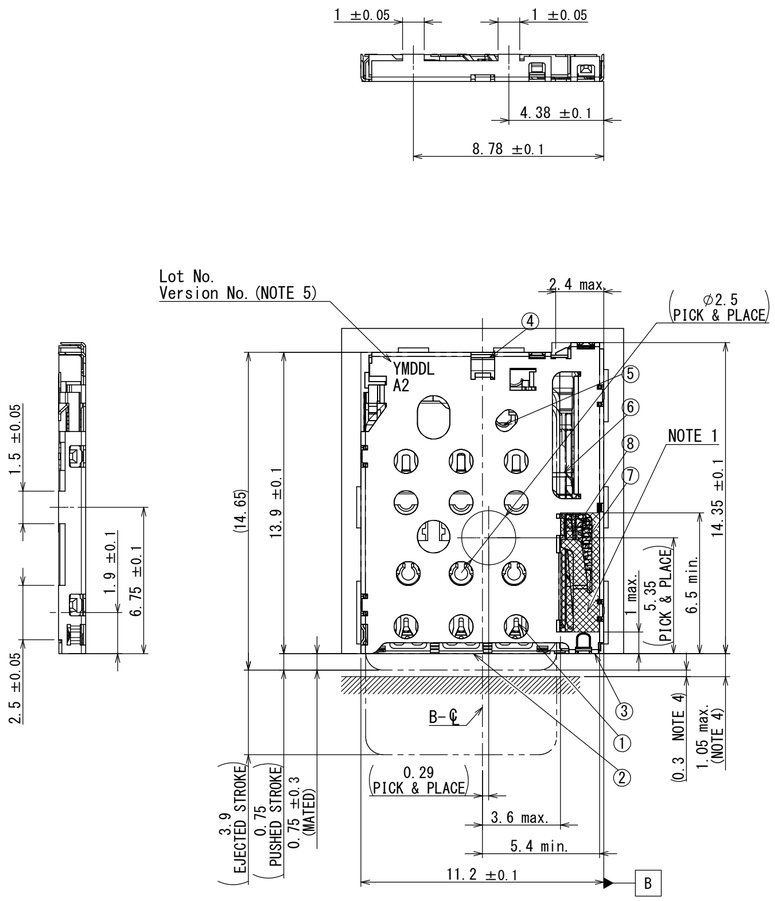

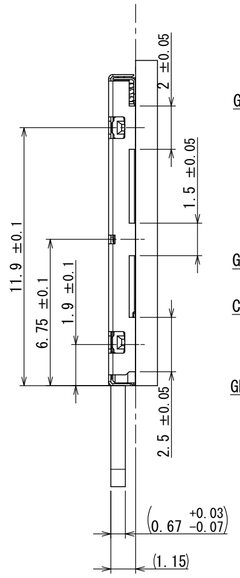

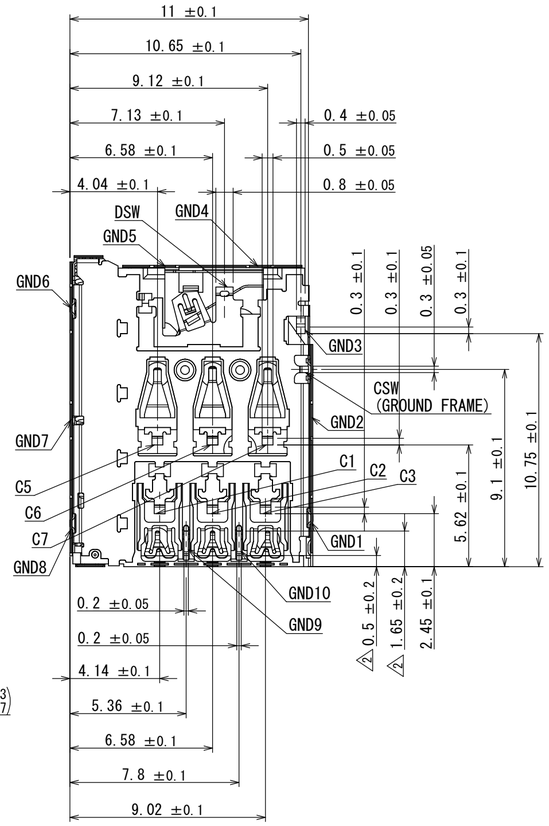

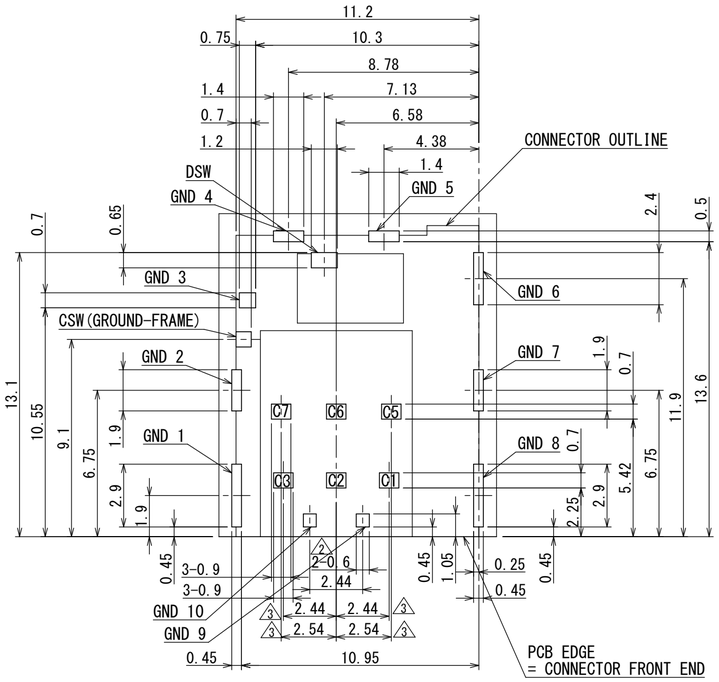

Applicable PCB Dimension

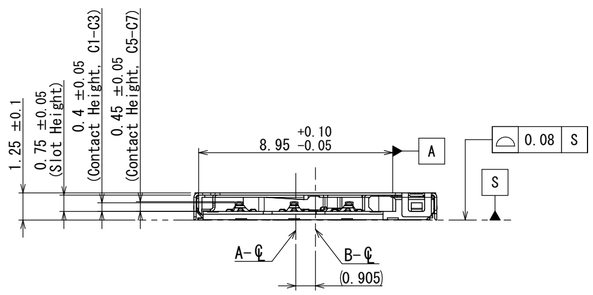

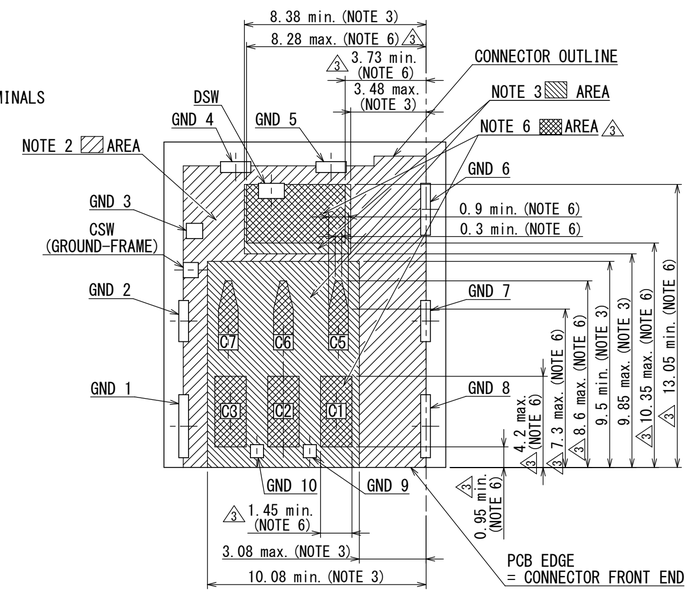

PCB RESTRICTED AREA

NOTE1. OTHER COMPONENTS CANNOT TOUCH OR REST ON TOP OF THIS AREA.
NOTE2. ONLY GND PATTERN AND VIA HOLE ALLOWED IN THIS AREA.
NOTE3. NO PATTERN AND VIA HOLE IN THIS AREA.
NOTE4. CARD STOPPER POSITION.
0.9Max (If DSW is not needed to use)
NOTE5. LOT INFORMATION IS SHOWN AS BELOW.
i.e. 4 5 1 2 1 A 2
VERSION NO.
PRODUCTION LINE NO.
PRODUCTION DATE (YMDD)

△3 NOTE6. ONLY SAME LINE PATTERN AND VIA HOLE AS INCLUDED PAD ALLOWED IN THIS AREA.

TABLE 1. FINISH

PART No.	PART NAME	BASE PLATING		TOP PLATING	
		CONTACT AREA	TERMINAL AREA	CONTACT AREA	TERMINAL AREA
①	CONTACT	Ni (2～6μm)	Ni (1～6μm)	Au (0.3μm min.)	Au (0.03μm min.)
③	COVER	–		–	
④	GROUND-FRAME (INCLUDES CSW)	Ni (1～6μm)		Au (0.1μm min.)	
⑤	DETECTION SWITCH				

TABLE 2 CIRCUIT

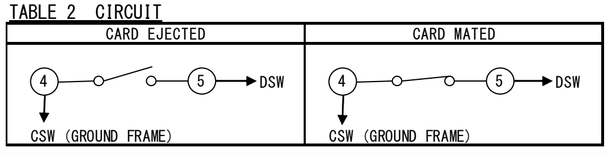

TABLE 3.
PIN ASSIGNMENT

C1	Vcc
C2	RST
C3	CLK
C5	GND
C6	Vpp
C7	I/O

符号 NO.	名称 DESCRIPTION	個数 QTY.	材料 MATERIAL	仕上 FINISH	備考 REMARKS
8	CAM FOLLOWER	1	STAINLESS STEEL		
7	SPRING	1	STAINLESS STEEL		
6	EJECT BAR	1	GLASS FILLED PA9T		
5	DETECTION SWITCH (DSW)	1	COPPER ALLOY	Au OVER Ni (TABLE 1)	
4	GROUND FRAME	1	COPPER ALLOY	Au OVER Ni (TABLE 1)	
3	COVER	1	STAINLESS STEEL	Au (TABLE 1)	
2	HOUSING	1	GLASS FILLED LCP		
1	CONTACT	6	COPPER ALLOY	Au OVER Ni (TABLE 1)	

仕様書(SPECIFICATION) JACS-11019
第1版(ORIGINAL DATE) 12/MAY/2014
尺度(SCALE) 5:1
シリーズ(SERIES) SF72
日本航空電子工業株式会社
JAPAN AVIATION ELECTRONICS INDUSTRY, LTD.
名称(TITLE) SF72S006VBA
製図 DR.
担当 CHK. M.SHIMADA
査閲 APPD. —
承認 APPD. A.NATORI
一般公差(GENERAL TOLERANCE)
寸法(DIMENSION): .± 0.8, .× ± 0.4, .×× ± 0.1, .××× ±
角度(ANGLES): ×° ±, ×°×' ±
単位(UNIT): mm
質量(MASS)
図面番号(DRAWING NO.) SJ114535
SIZE A2
版数(VER.) 3

JAE-CONNECTOR.COM
Reference Only

JAE Connector DIV. Proprietary.Copyright(C) 2014, Japan Aviation Electronics Industry, LTD.

DGF-C-213H(12.08)