



Chipsmall Limited consists of a professional team with an average of over 10 year of expertise in the distribution of electronic components. Based in Hongkong, we have already established firm and mutual-benefit business relationships with customers from,Europe,America and south Asia,supplying obsolete and hard-to-find components to meet their specific needs.

With the principle of “Quality Parts,Customers Priority,Honest Operation,and Considerate Service”,our business mainly focus on the distribution of electronic components. Line cards we deal with include Microchip,ALPS,ROHM,Xilinx,Pulse,ON,Everlight and Freescale. Main products comprise IC,Modules,Potentiometer,IC Socket,Relay,Connector.Our parts cover such applications as commercial,industrial, and automotives areas.

We are looking forward to setting up business relationship with you and hope to provide you with the best service and solution. Let us make a better world for our industry!



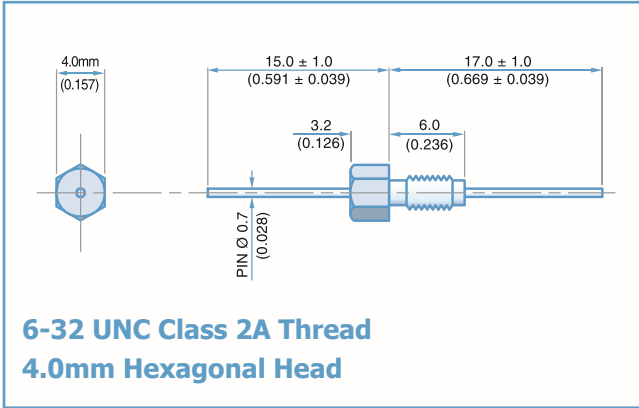

Contact us

Tel: +86-755-8981 8866 Fax: +86-755-8427 6832

Email & Skype: info@chipsmall.com Web: www.chipsmall.com

Address: A1208, Overseas Decoration Building, #122 Zhenhua RD., Futian, Shenzhen, China





Electrical Details	
Electrical Configuration	C Filter
Capacitance Measurement	@ 1000hr Point
Current Rating	10A
Insulation Resistance (IR)	10GΩ or 1000ΩF
Temperature Rating	-55°C to +125°C
Ferrite Inductance (Typical)	Not Applicable
Mechanical Details	
Head (A/F)	4mm (0.157")
Nut A/F	4.75mm (0.187")
Washer diameter	6.9mm (0.272")
Mounting Torque	0.3Nm (2.65lbf in) max. if using nut 0.15Nm (1.32lbf in) max. into tapped hole
Mounting Hole Diameter	3.7mm ±0.1 (0.146" ±0.004")
Max. Panel Thickness	3.2mm (0.126")
Weight (Typical)	0.6g (0.02oz)
Finish	Silver plate on copper undercoat

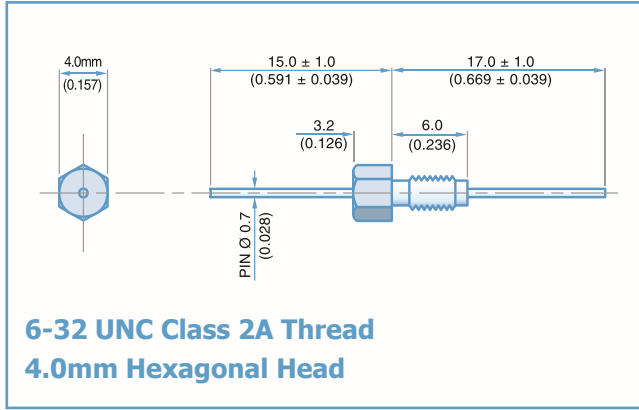

Product Code	Capacitance (±20%) UOS	Dielectric	Rated Voltage (Vdc)	DWV (Vdc)	Typical No-Load Insertion Loss (dB)					
					0.01MHz	0.1MHz	1MHz	10MHz	100MHz	1GHz
*SFABC5000100ZC	10pF -20% / +80%	COG/NPO	500#	750	-	-	-	-	-	4
SFABC5000150ZC	15pF -20% / +80%				-	-	-	-	-	7
SFABC5000220ZC	22pF -20% / +80%				-	-	-	-	-	10
SFABC5000330ZC	33pF -20% / +80%				-	-	-	-	-	12
*SFABC5000470ZC	47pF -20% / +80%				-	-	-	-	1	15
*SFABC5000680MC	68pF				-	-	-	-	2	18
*SFABC5000101MC	100pF				-	-	-	-	4	22
SFABC5000151MC	150pF				-	-	-	-	7	25
*SFABC5000221MC	220pF				-	-	-	-	10	29
*SFABC5000331MC	330pF				-	-	-	-	13	33
*SFABC5000471MX	470pF	†X7R	500#	750	-	-	-	1	16	35
SFABC5000681MX	680pF	-			-	-	2	19	36	
*SFABC5000102MX	1.0nF	X7R			-	-	-	4	23	41
SFABC5000152MX	1.5nF				-	-	-	7	26	45
*SFABC5000222MX	2.2nF				-	-	-	10	30	50
SFABC5000332MX	3.3nF				-	-	-	13	33	52
*SFABC5000472MX	4.7nF				-	-	1	16	36	55
SFABC5000682MX	6.8nF				-	-	2	19	39	57
*SFABC5000103MX	10nF				-	-	4	22	41	60
*SFABC5000153MX	15nF				-	-	7	25	44	62
*SFABC5000223MX	22nF		-	-	10	29	46	65		
SFABC5000333MX	33nF		-	-	13	33	48	68		
*SFABC2000473MX	47nF		200	500	-	1	16	35	50	70
SFABC2000683MX	68nF		-	2	19	39	54	>70		
*SFABC2000104MX	100nF		100	250	-	4	22	41	57	>70
*SFABC0500154MX	150nF		50	125	-	7	25	45	60	>70

Also rated for operation at 115Vac 400Hz. Self heating will occur - evaluation in situ recommended. * Recommended values. † Also available in COG/NPO.

Ordering Information - SFABC range

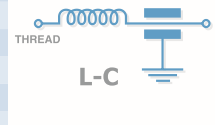
SF	A	B	C	500	0102	M	X	0
Type	Case style	Thread	Electrical configuration	Voltage (dc)	Capacitance in picofarads (pF)	Tolerance	Dielectric	Hardware
Syfer Filter	4.0mm Hex Head	6-32 UNC	C = C Filter	050 = 50V 100 = 100V 200 = 200V 500 = 500V	First digit is 0. Second and third digits are significant figures of capacitance code. The fourth digit is number of zeros following Example: 0101 = 100pF 0332 = 3300pF	M = ±20% Z = -20+80%	C = COG/NPO X = X7R	0 = Without 1 = With

Note: The addition of a 4-digit numerical suffix code can be used to denote changes to the standard part. Options include for example: change of finish / alternative voltage rating / non-standard intermediate capacitance values / test requirements. Please refer specific requests to the factory.



Electrical Details

Electrical Configuration	L-C Filter
Capacitance Measurement	@ 1000hr Point
Current Rating	10A
Insulation Resistance (IR)	10GΩ or 1000ΩF
Temperature Rating	-55°C to +125°C
Ferrite Inductance (Typical)	50nH



Mechanical Details

Head (A/F)	4.0mm (0.157")
Nut A/F	4.75mm (0.187")
Washer diameter	6.9mm (0.272")
Mounting Torque	0.3Nm (2.65lbf in) max. if using nut 0.15Nm (1.32lbf in) max. into tapped hole
Mounting Hole Diameter	3.7mm ±0.1 (0.146" ±0.004")
Max. Panel Thickness	3.2mm (0.126")
Weight (Typical)	0.6g (0.02oz)
Finish	Silver plate on copper undercoat

Product Code	Capacitance (±20%) UOS	Dielectric	Rated Voltage (Vdc)	DWV (Vdc)	Typical No-Load Insertion Loss (dB)					
					0.01MHz	0.1MHz	1MHz	10MHz	100MHz	1GHz
*SFABL5000100ZC	10pF -20% / +80%	COG/NP0	500#	750	-	-	-	-	-	6
SFABL5000150ZC	15pF -20% / +80%				-	-	-	-	-	9
SFABL5000220ZC	22pF -20% / +80%				-	-	-	-	-	12
SFABL5000330ZC	33pF -20% / +80%				-	-	1	15		
*SFABL5000470ZC	47pF -20% / +80%				-	-	2	19		
*SFABL5000680MC	68pF				-	-	4	20		
*SFABL5000101MC	100pF				-	-	7	24		
SFABL5000151MC	150pF				-	-	10	27		
*SFABL5000221MC	220pF				-	-	12	30		
*SFABL5000331MC	330pF				-	-	1	16	34	
*SFABL5000471MX	470pF	†X7R			-	-	2	19	38	
SFABL5000681MX	680pF	-			-	3	22	41		
*SFABL5000102MX	1.0nF	X7R			-	-	6	25	44	
SFABL5000152MX	1.5nF				-	-	9	29	48	
*SFABL5000222MX	2.2nF				-	-	12	31	51	
SFABL5000332MX	3.3nF				-	-	15	35	54	
*SFABL5000472MX	4.7nF				-	-	1	18	39	57
SFABL5000682MX	6.8nF				-	-	2	21	41	60
*SFABL5000103MX	10nF				-	-	4	23	43	63
*SFABL5000153MX	15nF				-	-	7	27	46	66
*SFABL5000223MX	22nF		-	-	10	30	48	68		
SFABL5000333MX	33nF		-	-	13	34	50	70		
*SFABL2000473MX	47nF	-	200	500	-	1	17	37	51	>70
SFABL2000683MX	68nF	-	-	-	-	2	20	40	55	>70
*SFABL1000104MX	100nF	-	100	250	-	4	22	44	60	>70
*SFABL0500154MX	150nF	-	50	125	-	7	25	47	62	>70

Also rated for operation at 115Vac 400Hz. Self heating will occur - evaluation in situ recommended. * Recommended values. † Also available in COG/NP0.

Ordering Information- SFABL range

SF	A	B	L	500	0333	M	X	0
Type	Case style	Thread	Electrical configuration	Voltage (dc)	Capacitance in picofarads (pF)	Tolerance	Dielectric	Hardware
Syfer Filter	4.0mm Hex Head	6-32 UNC	L = L-C Filter	050 = 50V 100 = 100V 200 = 200V 500 = 500V	First digit is 0. Second and third digits are significant figures of capacitance code. The fourth digit is number of zeros following Example: 0101 = 100pF 0332 = 3300pF	M = ±20% Z = -20+80%	C = COG/NP0 X = X7R	0 = Without 1 = With

Note: The addition of a 4-digit numerical suffix code can be used to denote changes to the standard part. Options include for example: change of finish / alternative voltage rating / non-standard intermediate capacitance values / test requirements. Please refer specific requests to the factory.