



Chipsmall Limited consists of a professional team with an average of over 10 year of expertise in the distribution of electronic components. Based in Hongkong, we have already established firm and mutual-benefit business relationships with customers from,Europe,America and south Asia,supplying obsolete and hard-to-find components to meet their specific needs.

With the principle of “Quality Parts,Customers Priority,Honest Operation,and Considerate Service”,our business mainly focus on the distribution of electronic components. Line cards we deal with include Microchip,ALPS,ROHM,Xilinx,Pulse,ON,Everlight and Freescale. Main products comprise IC,Modules,Potentiometer,IC Socket,Relay,Connector.Our parts cover such applications as commercial,industrial, and automotives areas.

We are looking forward to setting up business relationship with you and hope to provide you with the best service and solution. Let us make a better world for our industry!



Contact us

Tel: +86-755-8981 8866 Fax: +86-755-8427 6832

Email & Skype: info@chipsmall.com Web: www.chipsmall.com

Address: A1208, Overseas Decoration Building, #122 Zhenhua RD., Futian, Shenzhen, China



Silicon PIN Photodiode

Version 1.3

SFH 203



Features:

- Wavelength range (S10%) 400 nm to 1100 nm
- Short switching time (typ. 5 ns)
- 5 mm LED plastic package

Applications

- Photointerrupters
- Industrial electronics
- For control and drive circuits

Ordering Information

Type:	Photocurrent	Ordering Code
	I_P [μ A] $V_R = 5$ V, Std. Light A, $E_V = 1000$ lx	
SFH 203	80 (≥ 50)	Q62702P0955

Maximum Ratings ($T_A = 25\text{ °C}$)

Parameter	Symbol	Values	Unit
Operating and storage temperature range	$T_{op}; T_{stg}$	-40 ... 100	°C
Reverse voltage	V_R	20	V
Reverse voltage ($t < 2\text{ min}$)	V_R	50	V
Total Power dissipation	P_{tot}	150	mW
ESD withstand voltage (acc. to ANSI/ ESDA/ JEDEC JS-001 - HBM)	V_{ESD}	2000	V

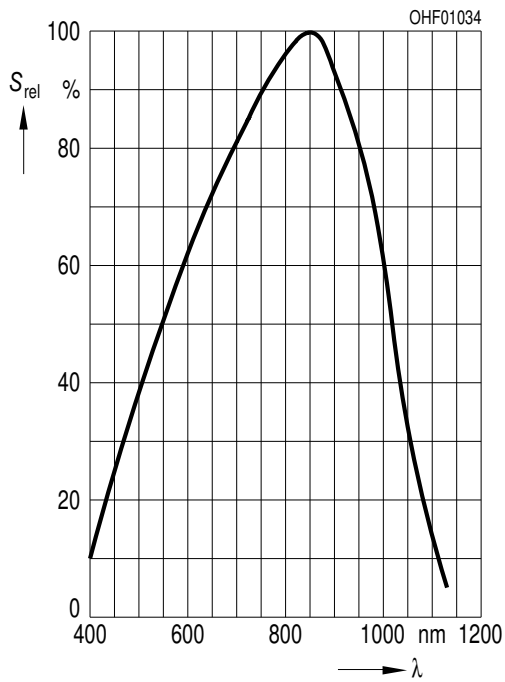
Characteristics ($T_A = 25\text{ °C}$)

Parameter	Symbol	Values	Unit
Photocurrent ($E_v = 1000\text{ lx}$, Std. Light A, $V_R = 5\text{ V}$)	I_P (typ (min))	80 (≥ 50)	μA
Wavelength of max. sensitivity	$\lambda_{S\text{ max}}$ (typ)	850	nm
Spectral range of sensitivity	$\lambda_{10\%}$ (typ)	(typ) 400 ... 1100	nm
Radiant sensitive area	A (typ)	1.00	mm^2
Dimensions of radiant sensitive area	L x W (typ)	1 x 1	mm x mm
Half angle	φ (typ)	± 20	°
Dark current ($V_R = 20\text{ V}$)	I_R (typ (max))	1 (≤ 5)	nA
Spectral sensitivity of the chip	$S_{\lambda\text{ typ}}$ (typ)	0.62	A / W
Quantum yield of the chip ($\lambda = 850\text{ nm}$)	η (typ)	0.90	Electrons / Photon
Open-circuit voltage ($E_v = 1000\text{ lx}$, Std. Light A)	V_O (typ (min))	420 (≥ 350)	mV
Short-circuit current ($E_v = 1000\text{ lx}$, Std. Light A)	I_{SC} (typ)	80	μA
Rise and fall time ($V_R = 20\text{ V}$, $R_L = 50\ \Omega$, $\lambda = 850\text{ nm}$)	t_r, t_f (typ)	0.005	μs
Forward voltage ($I_F = 100\text{ mA}$, $E = 0$)	V_F (typ)	1.3	V
Capacitance ($V_R = 0\text{ V}$, $f = 1\text{ MHz}$, $E = 0$)	C_0 (typ)	11	pF
Temperature coefficient of V_O	TC_V (typ)	-2.6	mV / K

Parameter		Symbol	Values	Unit
Temperature coefficient of I_{SC} (Std. Light A)	(typ)	TC_1	0.18	% / K
Noise equivalent power ($V_R = 20 V,)$	(typ)	NEP	0.029	$\mu W / Hz^{1/2}$
Detection limit	(typ)	D^*	$3.5e12$	$cm \times Hz^{1/2} / W$

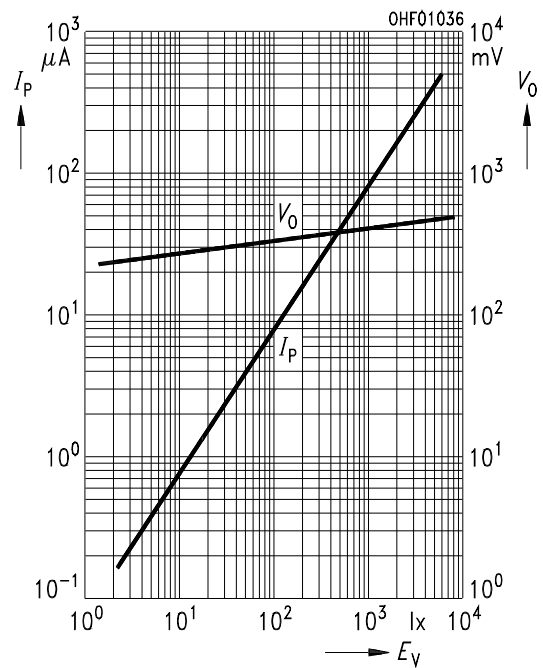
Relative Spectral Sensitivity ^{1) page 8}

$S_{rel} = f(\lambda)$



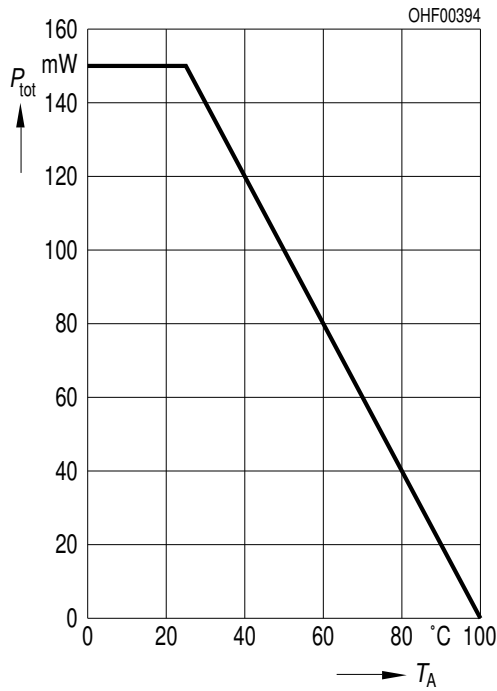
Photocurrent / Open-Circuit Voltage ^{1) page 8}

$I_P (V_R = 5 V) / V_O = f(E_V)$



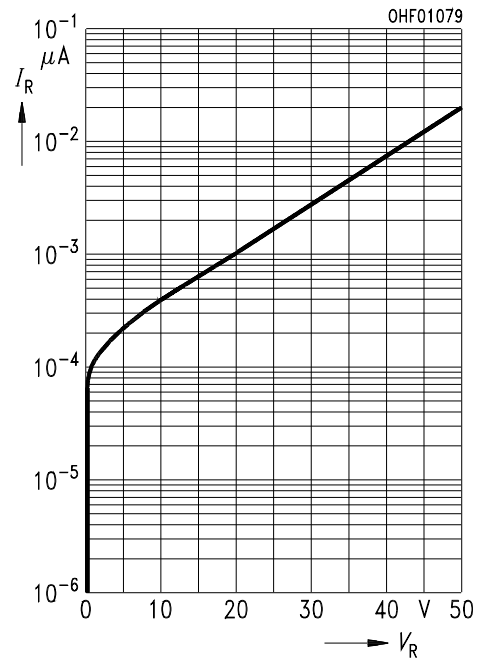
Power Consumption

$P_{tot} = f(T_A)$



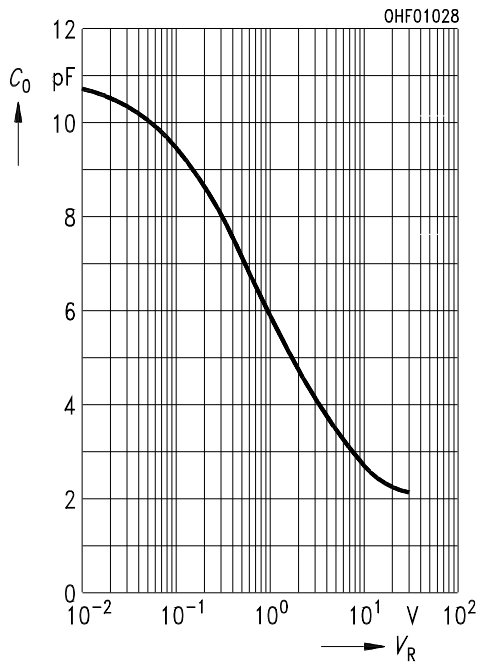
Dark Current ^{1) page 8}

$I_R = f(V_R), E = 0$



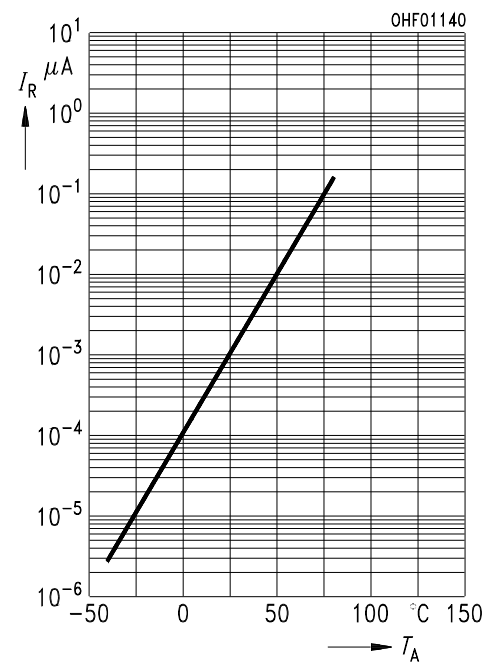
Capacitance ^{1) page 8}

$C = f(V_R), f = 1 \text{ MHz}, E = 0$

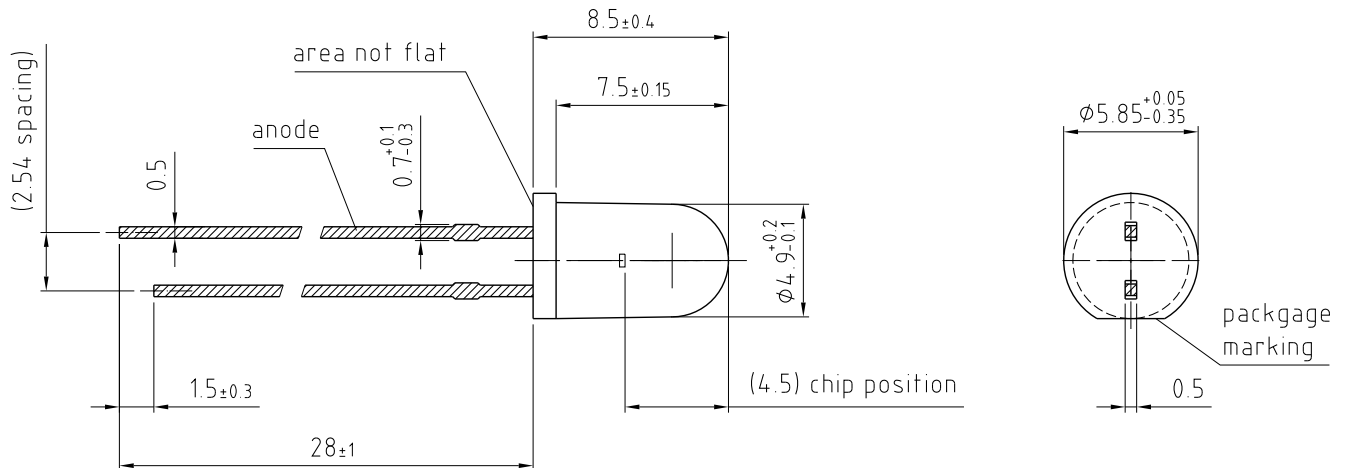


Dark Current ^{1) page 8}


$I_R = f(T_A), V_R = 20 \text{ V}, E = 0$



Package Outline



general tolerance ± 0.1

lead finish Sn 

C63062-A1508-A1..-04

Dimensions in mm.

Package

5mm Radial (T 1 $\frac{3}{4}$), Epoxy

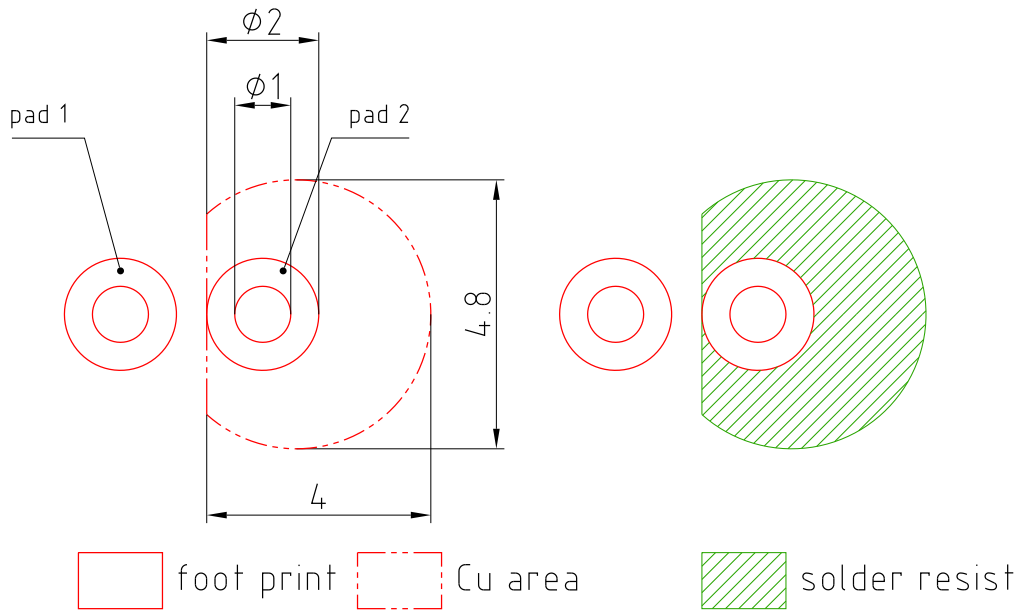
Approximate Weight:

0.3 g

Note

Packing information is available on the internet (online product catalog).

Recommended Solder Pad



E062.3010.188-01

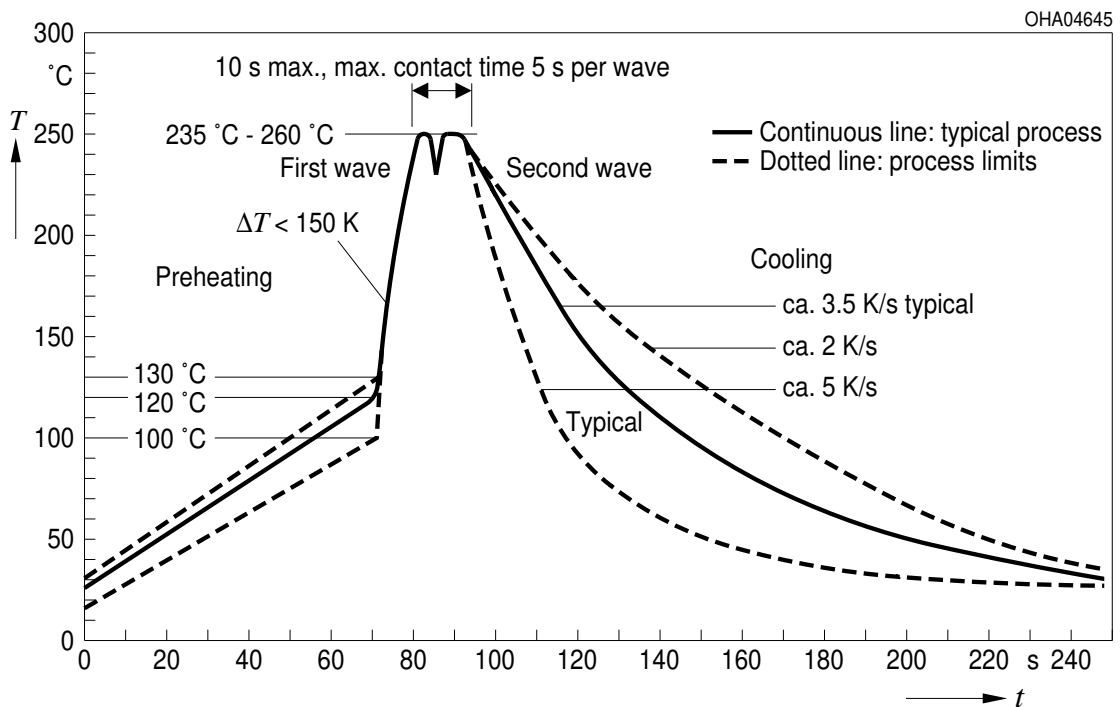
Dimensions in mm.

Note:

pad 1: anode

TTW Soldering

IEC-61760-1 TTW



Disclaimer

Language english will prevail in case of any discrepancies or deviations between the two language wordings.

Attention please!

The information describes the type of component and shall not be considered as assured characteristics.

Terms of delivery and rights to change design reserved. Due to technical requirements components may contain dangerous substances.

For information on the types in question please contact our Sales Organization.

If printed or downloaded, please find the latest version in the Internet.

Packing

Please use the recycling operators known to you. We can also help you – get in touch with your nearest sales office.

By agreement we will take packing material back, if it is sorted. You must bear the costs of transport. For packing material that is returned to us unsorted or which we are not obliged to accept, we shall have to invoice you for any costs incurred.

Components used in life-support devices or systems must be expressly authorized for such purpose!

Critical components* may only be used in life-support devices** or systems with the express written approval of OSRAM OS.

*) A critical component is a component used in a life-support device or system whose failure can reasonably be expected to cause the failure of that life-support device or system, or to affect its safety or the effectiveness of that device or system.

**) Life support devices or systems are intended (a) to be implanted in the human body, or (b) to support and/or maintain and sustain human life. If they fail, it is reasonable to assume that the health and the life of the user may be endangered.

Glossary

- ¹⁾ **Typical Values:** Due to the special conditions of the manufacturing processes of LED, the typical data or calculated correlations of technical parameters can only reflect statistical figures. These do not necessarily correspond to the actual parameters of each single product, which could differ from the typical data and calculated correlations or the typical characteristic line. If requested, e.g. because of technical improvements, these typ. data will be changed without any further notice.

Published by OSRAM Opto Semiconductors GmbH
Leibnizstraße 4, D-93055 Regensburg
www.osram-os.com © All Rights Reserved.

EU RoHS and China RoHS compliant product



此产品符合欧盟 RoHS 指令的要求；
按照中国的相关法规和标准，不含有毒有害物质或元素。