



Chipsmall Limited consists of a professional team with an average of over 10 year of expertise in the distribution of electronic components. Based in Hongkong, we have already established firm and mutual-benefit business relationships with customers from,Europe,America and south Asia,supplying obsolete and hard-to-find components to meet their specific needs.

With the principle of “Quality Parts,Customers Priority,Honest Operation,and Considerate Service”,our business mainly focus on the distribution of electronic components. Line cards we deal with include Microchip,ALPS,ROHM,Xilinx,Pulse,ON,Everlight and Freescale. Main products comprise IC,Modules,Potentiometer,IC Socket,Relay,Connector.Our parts cover such applications as commercial,industrial, and automotives areas.

We are looking forward to setting up business relationship with you and hope to provide you with the best service and solution. Let us make a better world for our industry!



Contact us

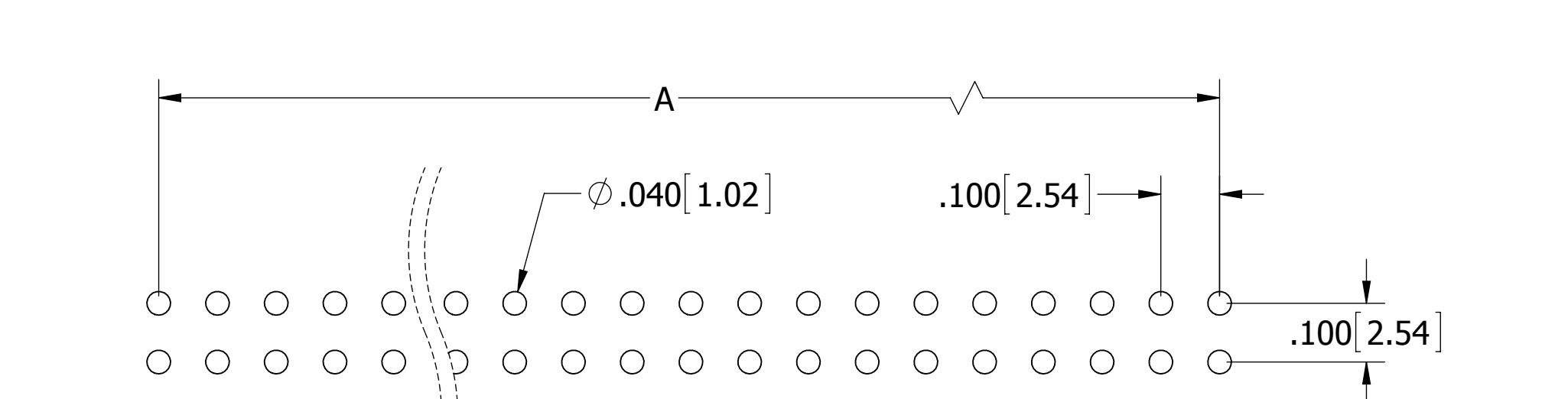
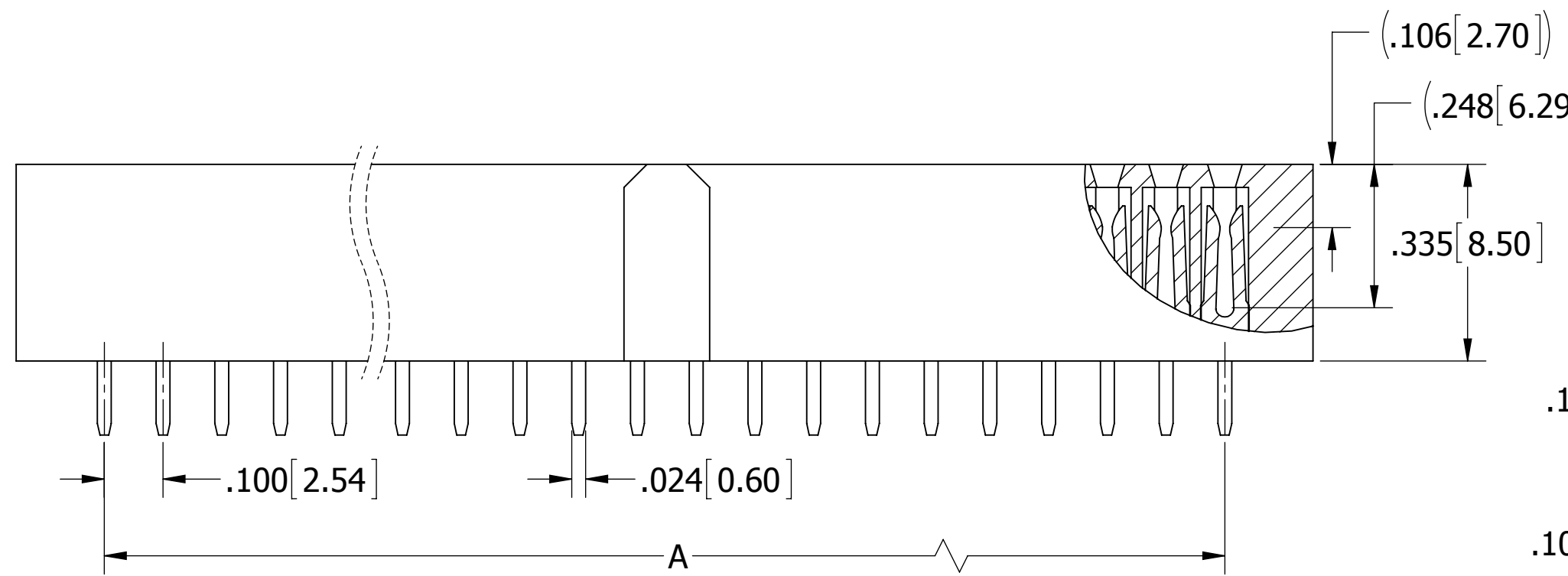
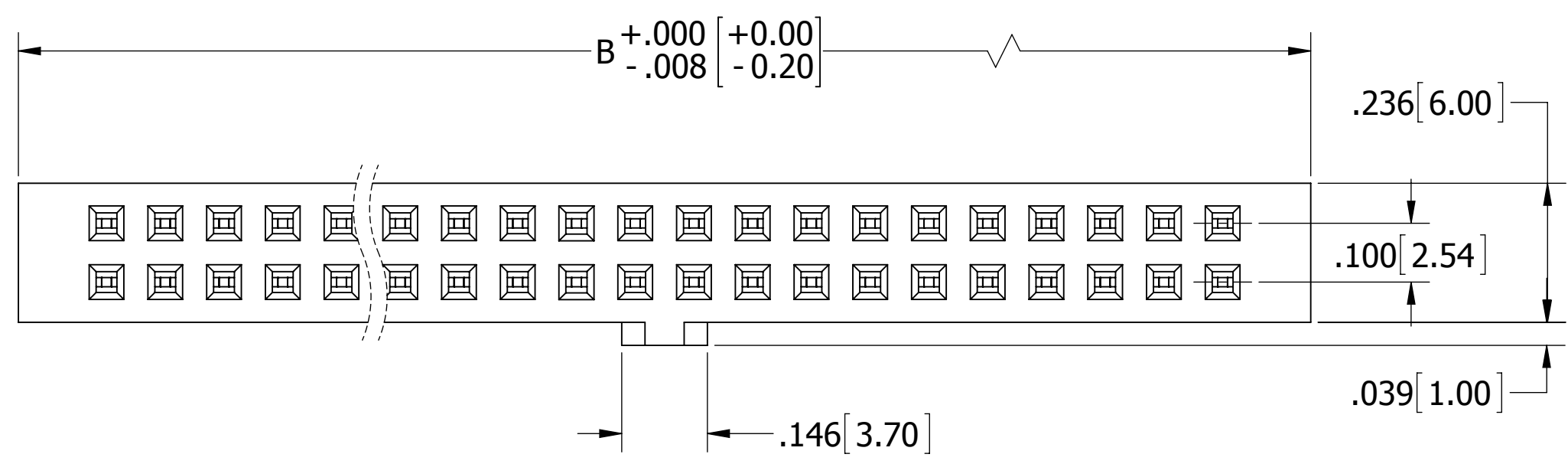
Tel: +86-755-8981 8866 Fax: +86-755-8427 6832

Email & Skype: info@chipsmall.com Web: www.chipsmall.com

Address: A1208, Overseas Decoration Building, #122 Zhenhua RD., Futian, Shenzhen, China

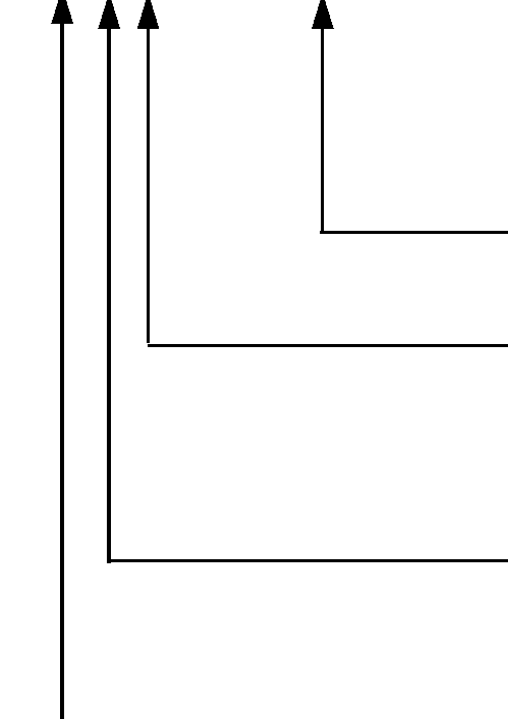


REVISIONS				
REV.	ECO. NO	DESCRIPTION	DATE	BY
F	2915	ADD 'N' MATERIAL OPTION & UPDATE NOTES	2/6/2014	NC
G	2835	UPGRADE INSULATOR MATERIAL NYLON 9T(WAS NYLON 6T)	04/07/2014	LH
H	3004	UPDATE TOLERANCE FOR 'B' DIMENSION	06/27/2014	LH
J	3219	UPDATE INSULATOR COLOR OPTIONS, ADD ROW SPACING DIM	05/12/2015	LH/MG



PART NUMBER CODING

SFH11-__C-D__-ST-BK



NUMBER OF POSITIONS

(CONTACTS PER ROW)

PLATING

(.000030"~.000050" NICKEL UNDERPLATED)

P = GOLD FLASH OVERALL

E = .000100" PURE TIN, MATTE, OVERALL

CONTACT MATERIAL

P = PHOSPHOR BRONZE

B = BRASS

INSULATOR MATERIAL

P = PBT


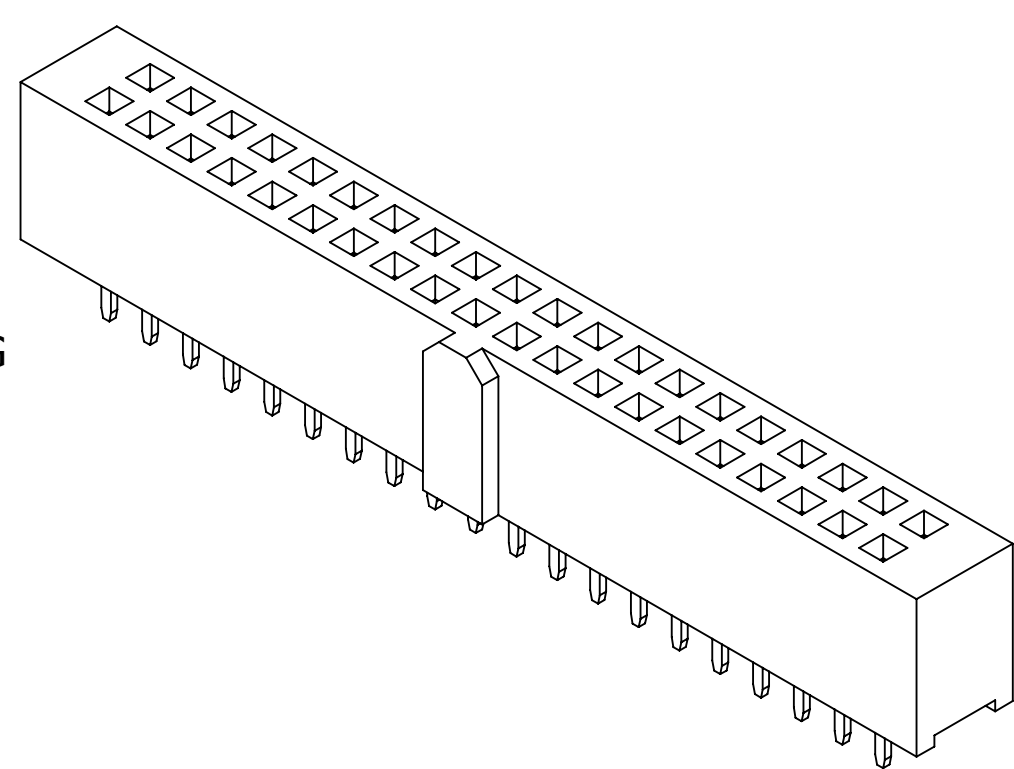
PROCESSING TEMP = WAVE ONLY

N = NYLON 9T

PROCESSING TEMP = 230°C MAX FOR 60 SEC
(260°C MAX FOR 10 SEC)

PART NUMBER	POSITIONS/ CONTACTS	A		B	
		INCH	MM	INCH	MM
SFH11-__C-D03-ST-BK	03/06	0.200	5.08	0.500	12.70
SFH11-__C-D04-ST-BK	04/08	0.300	7.62	0.600	15.24
SFH11-__C-D05-ST-BK	05/10	0.400	10.16	0.700	17.78
SFH11-__C-D06-ST-BK	06/12	0.500	12.70	0.800	20.32
SFH11-__C-D07-ST-BK	07/14	0.600	15.24	0.900	22.86
SFH11-__C-D08-ST-BK	08/16	0.700	17.78	1.000	25.40
SFH11-__C-D10-ST-BK	10/20	0.900	22.86	1.200	30.48
SFH11-__C-D12-ST-BK	12/24	1.100	27.94	1.400	35.56
SFH11-__C-D13-ST-BK	13/26	1.200	30.48	1.500	38.10
SFH11-__C-D15-ST-BK	15/30	1.400	35.56	1.700	43.18
SFH11-__C-D17-ST-BK	17/34	1.600	40.64	1.900	48.26
SFH11-__C-D20-ST-BK	20/40	1.900	48.26	2.200	55.88
SFH11-__C-D25-ST-BK	25/50	2.400	60.96	2.700	68.58
SFH11-__C-D30-ST-BK	30/60	2.900	73.66	3.200	81.28
SFH11-__C-D32-ST-BK	32/64	3.100	78.74	3.400	86.36
SFH11-__C-D33-ST-BK	33/66	3.200	81.28	3.500	88.90
SFH11-__C-D34-ST-BK	34/68	3.300	83.82	3.600	91.44
SFH11-__C-D35-ST-BK	35/70	3.400	86.36	3.700	93.98
SFH11-__C-D36-ST-BK	36/72	3.500	88.90	3.800	96.52

- NOTES:**
- INSULATOR MATERIAL: SEE PART NUMBER CODING
 - CONTACT MATERIAL: SEE PART NUMBER CODING
 - PLATING: SEE PART NUMBER CODING
 - CONTACT RESISTANCE: 20m OHMS MAX.
 - OPERATING TEMPERATURE: -40°C TO +105°C
 - UL FLAMMABILITY RATING: 94V-0
 - CURRENT RATING: 3 AMPS
 - INSULATOR RESISTANCE: 5000M OHMS MIN.
 - DIELECTRIC WITHSTANDING: 1000 VAC
 - PROCESSING TEMP.: SEE PART NUMBER CODING
 - MATES WITH SBH11 SERIES
 - FOR PCB CONNECTOR



RoHS COMPLIANT

UNLESS OTHERWISE SPECIFIED:
DIMENSIONS ARE IN INCHES (MM)

TOLERANCES:
ANGULAR:
DECIMALS
.XX = ± .012 [3]
.XXX = ± .008 [20]
.XXXX = ± .0040 [100]

DRAWN	DATE	NAME		
	11/3/2008	JH		
<small>THE INFORMATION HEREIN CONTAINS PROPRIETARY INFORMATION OF SULLINS ELECTRONICS AND IS NOT TO BE REPRODUCED, USED OR DISCLOSED TO OTHERS FOR ANY PURPOSE EXCEPT AS SPECIFICALLY AUTHORIZED IN WRITING BY AN OFFICER OF SULLINS ELECTRONICS.</small>			TITLE HEADER FEMALE, .100[2.54] CC, ST	
PART NUMBER SFH11-__C-D__-ST-BK			REV J	
SIZE	CAGE CODE	DWG. NO.	SCALE: 2:1	
C	54453	11160	SHEET 1 OF 1	