



Chipsmall Limited consists of a professional team with an average of over 10 year of expertise in the distribution of electronic components. Based in Hongkong, we have already established firm and mutual-benefit business relationships with customers from,Europe,America and south Asia,supplying obsolete and hard-to-find components to meet their specific needs.

With the principle of "Quality Parts,Customers Priority,Honest Operation,and Considerate Service",our business mainly focus on the distribution of electronic components. Line cards we deal with include Microchip,ALPS,ROHM,Xilinx,Pulse,ON,Everlight and Freescale. Main products comprise IC,Modules,Potentiometer,IC Socket,Relay,Connector.Our parts cover such applications as commercial,industrial, and automotives areas.

We are looking forward to setting up business relationship with you and hope to provide you with the best service and solution. Let us make a better world for our industry!



Contact us

Tel: +86-755-8981 8866 Fax: +86-755-8427 6832

Email & Skype: info@chipsmall.com Web: www.chipsmall.com

Address: A1208, Overseas Decoration Building, #122 Zhenhua RD., Futian, Shenzhen, China





CRYSTAL OSCILLATOR (SPXO)


OUTPUT : CMOS

SG-310 series

- Frequency range : 2 MHz to 80 MHz
- Supply voltage : 1.8 V Typ. / 2.5 V Typ. / 3.3 V Typ.
- Current consumption : 1.5 mA Typ.
(SEF: 1.8 V No load condition 48 MHz)
- Function : Standby(\overline{ST})
- External dimensions : 3.2 × 2.5 × 1.05 mm



Product Number (please contact us)
Q33310xx0xxxx00



Actual size

Actual size

Specifications (characteristics)

Item	Symbol	SG-310 SEF	SG-310 SDF	SG-310 SCF	SG-310 SDN	SG-310 SCN	Conditions / Remarks	
Output frequency range	f_0	2.000 MHz to 48.000 MHz			3.000 MHz to 80.000 MHz		Please contact us about available frequencies.	
Supply voltage	V_{CC}	1.8 V Typ. 1.6 V to 2.2 V	2.5 V Typ. 2.2 V to 3.0 V	3.3 V Typ. 2.7 V to 3.6 V	2.5 V Typ. 2.2 V to 2.7 V	3.3 V Typ. 2.7 V to 3.6 V		
Storage temperature	T_{stg}	-40 °C to +125 °C					Storage as single product.	
Operating temperature	T_{use}	-40 °C to +85 °C					Please contact us about +85 °C < T_{use}	
Frequency tolerance	f_{tol}	B: $\pm 50 \times 10^{-6}$, C: $\pm 100 \times 10^{-6}$ L: $\pm 50 \times 10^{-6}$, M: $\pm 100 \times 10^{-6}$					-20 °C to +70 °C	
		-					-40 °C to +85 °C	
		-					-20 °C to +70 °C	
		-					-30 °C to +85 °C	
Current consumption	I_{CC}	1.5 mA Max.	1.5 mA Max.	1.5 mA Max.	4.0 mA Max.	5.0 mA Max.	No load condition, 2 MHz < f_0 ≤ 4 MHz	
		1.5 mA Max.	1.5 mA Max.	2.0 mA Max.			No load condition, 4 MHz < f_0 ≤ 8 MHz	
		1.5 mA Max.	2.0 mA Max.	2.5 mA Max.			No load condition, 8 MHz < f_0 ≤ 16 MHz	
		2.0 mA Max.	2.0 mA Max.	2.5 mA Max.			No load condition, 16 MHz < f_0 ≤ 25 MHz	
		2.0 mA Max.	2.5 mA Max.	3.5 mA Max.			No load condition, 25 MHz < f_0 ≤ 33 MHz	
		3.0 mA Max.	3.5 mA Max.	4.5 mA Max.			No load condition, 33 MHz < f_0 ≤ 48 MHz	
Stand-by current	I_{std}	0.7 μ A Max. (0.2 μ A Typ.)	1.5 μ A Max. (0.5 μ A Typ.)	2.0 μ A Max. (1.0 μ A Typ.)	10 μ A Max.		\overline{ST} = GND	
Symmetry	SYM	45 % to 55 %	45 % to 55 %	45 % to 55 %	45 % to 55 %		2 MHz < f_0 ≤ 16 MHz	
		40 % to 60 %					40 % to 60 %	16 MHz < f_0 ≤ 40 MHz
Output voltage	V_{OH}	90 % V_{CC} Min.					$I_{OH} = -3$ mA	
	V_{OL}	10 % V_{CC} Max.					$I_{OL} = 3$ mA	
Output load condition (CMOS)	L_{CMOS}	15 pF Max.						
Input voltage	V_{IH}	80 % V_{CC} Min.			70 % V_{CC} Min.		\overline{ST} terminal	
	V_{IL}	20 % V_{CC} Max.			30 % V_{CC} Max.			
Rise time / Fall time	t_r / t_f	4 ns Max.					20 % V_{CC} to 80 % V_{CC} level, $L_{CMOS} = 15$ pF	
Start-up time	t_{str}	10 ms Max.			2 ms Max.		$t=0$ at 90 % V_{CC}	
Frequency aging	f_{aging}	$\pm 5 \times 10^{-6}$ / year Max.			$\pm 3 \times 10^{-6}$ / year Max.		+25 °C, First year, $V_{CC} = 1.8$ V, 2.5 V, 3.3 V	
		-			$\pm 10 \times 10^{-6}$ Max.		+25 °C, 10 years	

Product Name SG-310 S E F 25.000000MHz L
(Standard form) ① ② ③ ④ ⑤

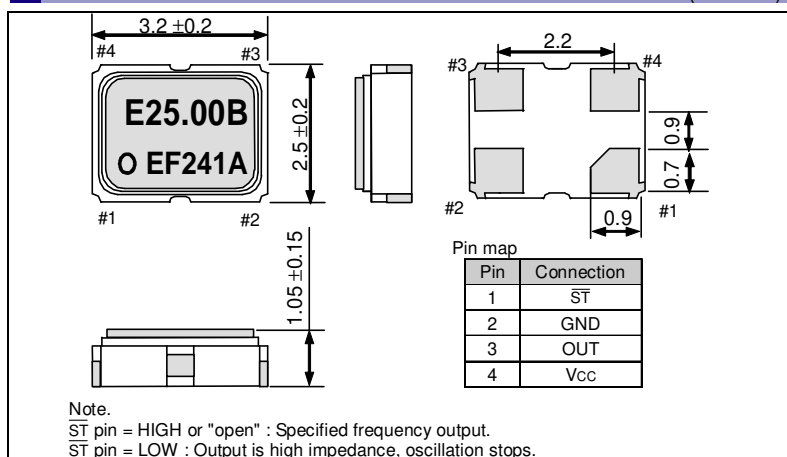
① Model ② Function (S: Standby)
③ Supply voltage ④ Frequency
⑤ Frequency tolerance

③ Supply voltage	
E	1.8 V Typ.
D	2.5 V Typ.
C	3.3 V Typ.

⑤ Frequency tolerance	*Only SDN, SCN are available	
B	$\pm 50 \times 10^{-6}$ / -20 to +70 °C	D* $\pm 20 \times 10^{-6}$ / -20 to +70 °C
C	$\pm 100 \times 10^{-6}$ / -20 to +70 °C	S* $\pm 25 \times 10^{-6}$ / -20 to +70 °C
L	$\pm 50 \times 10^{-6}$ / -40 to +85 °C	R* $\pm 25 \times 10^{-6}$ / -30 to +85 °C
M	$\pm 100 \times 10^{-6}$ / -40 to +85 °C	P* $\pm 20 \times 10^{-6}$ / -30 to +85 °C
		J* $\pm 25 \times 10^{-6}$ / -40 to +85 °C

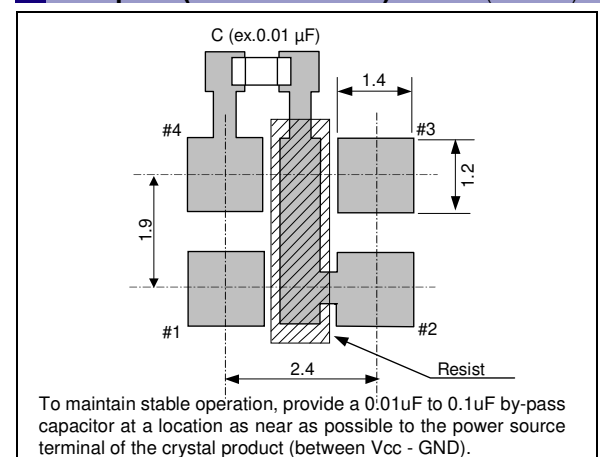
External dimensions

(Unit:mm)



Footprint (Recommended)

(Unit:mm)



PROMOTION OF ENVIRONMENTAL MANAGEMENT SYSTEM CONFORMING TO INTERNATIONAL STANDARDS

At Seiko Epson, all environmental initiatives operate under the Plan-Do-Check-Action (PDCA) cycle designed to achieve continuous improvements. The environmental management system (EMS) operates under the ISO 14001 environmental management standard.

All of our major manufacturing and non-manufacturing sites, in Japan and overseas, completed the acquisition of ISO 14001 certification.

ISO 14000 is an international standard for environmental management that was established by the International Standards Organization in 1996 against the background of growing concern regarding global warming, destruction of the ozone layer, and global deforestation.





WORKING FOR HIGH QUALITY

In order provide high quality and reliable products and services than meet customer needs,

Seiko Epson made early efforts towards obtaining ISO9000 series certification and has acquired ISO9001 for all business establishments in Japan and abroad. We have also acquired ISO/TS 16949 certification that is requested strongly by major automotive manufacturers as standard.

ISO/TS16949 is the international standard that added the sector-specific supplemental requirements for automotive industry based on ISO9001.

► Explanation of the mark that are using it for the catalog

	► Pb free.
	► Complies with EU RoHS directive. *About the products without the Pb-free mark. Contains Pb in products exempted by EU RoHS directive. (Contains Pb in sealing glass, high melting temperature type solder or other.)
	► Designed for automotive applications such as Car Multimedia, Body Electronics, Remote Keyless Entry etc.
	► Designed for automotive applications related to driving safety (Engine Control Unit, Air Bag, ESC etc.)

Notice

- This material is subject to change without notice.
- Any part of this material may not be reproduced or duplicated in any form or any means without the written permission of Seiko Epson.
- The information about applied circuitry, software, usage, etc. written in this material is intended for reference only. Seiko Epson does not assume any liability for the occurrence of infringing on any patent or copyright of a third party. This material does not authorize the licensing for any patent or intellectual copyrights.
- When exporting the products or technology described in this material, you should comply with the applicable export control laws and regulations and follow the procedures required by such laws and regulations.
- You are requested not to use the products (and any technical information furnished, if any) for the development and/or manufacture of weapon of mass destruction or for other military purposes. You are also requested that you would not make the products available to any third party who may use the products for such prohibited purposes.
- These products are intended for general use in electronic equipment. When using them in specific applications that require extremely high reliability, such as the applications stated below, you must obtain permission from Seiko Epson in advance.
/ Space equipment (artificial satellites, rockets, etc.) / Transportation vehicles and related (automobiles, aircraft, trains, vessels, etc.) / Medical instruments to sustain life / Submarine transmitters / Power stations and related / Fire work equipment and security equipment / traffic control equipment / and others requiring equivalent reliability.
- All brands or product names mentioned herein are trademarks and/or registered trademarks of their respective.