



Chipsmall Limited consists of a professional team with an average of over 10 year of expertise in the distribution of electronic components. Based in Hongkong, we have already established firm and mutual-benefit business relationships with customers from,Europe,America and south Asia,supplying obsolete and hard-to-find components to meet their specific needs.

With the principle of “Quality Parts,Customers Priority,Honest Operation,and Considerate Service”,our business mainly focus on the distribution of electronic components. Line cards we deal with include Microchip,ALPS,ROHM,Xilinx,Pulse,ON,Everlight and Freescale. Main products comprise IC,Modules,Potentiometer,IC Socket,Relay,Connector.Our parts cover such applications as commercial,industrial, and automotives areas.

We are looking forward to setting up business relationship with you and hope to provide you with the best service and solution. Let us make a better world for our industry!



## Contact us

Tel: +86-755-8981 8866 Fax: +86-755-8427 6832

Email & Skype: info@chipsmall.com Web: www.chipsmall.com

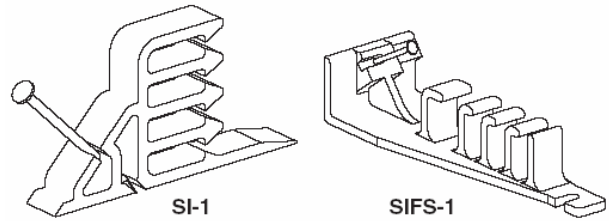
Address: A1208, Overseas Decoration Building, #122 Zhenhua RD., Futian, Shenzhen, China



# 3M

## Cable Stackers

### SI-1 and SIFS-1



Data Sheet

January 2008

#### Application

The 3M™ Cable Stacker SI-1 and 3M™ Furring Strip Cable Stacker SIFS-1 are intended for use with NM and UF cables on framing members. SI-1 allows the installation of multiple NM or UF cables on one side of a 2 x 4 in vertical or horizontal raceways. SIFS-1 allows multiple cable installations on one side of a furring strip. The cable stackers address Article 300-4 (d) of the National Electrical Code (NEC) and the Canadian Electrical Code, Part 1, Section 12-516.

#### Construction

#### Material

Polypropylene, UL 94 HB

#### Color

Natural White

#### Application Temperatures:

10° to 120°F (-12° to 49°C)

#### Operating Temperatures:

-40° to 194°F (-40° to 90°C)



#### SI-1

Weight: 0.03 lbs. (13 grams)

Wire Range/Capacity: UF or NM Cable – Flat	
Quantity	Size
1 – 8	14 - 2 w./g**
1 – 4	12 - 2 w/g
1 – 4	10 - 2 w/g
1 – 4	14 - 3 w/g
1 – 2	12 - 3 w/g
UF or NM Cable - Round	
1 – 2	14 - w/g
1 – 2	12 - 3 w/g
Telephone, Signal, Cables, etc.	
1 – 10	RG -59
1 – 10	RG - 8
1 – 12	Cat - 5

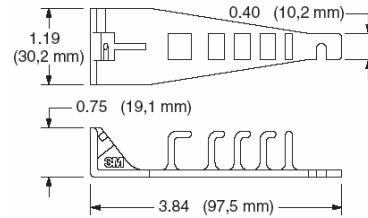
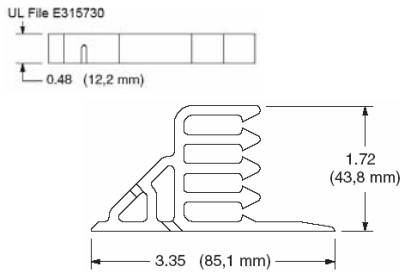
UL File E315730

\*\*See Table on next page

#### SIFS-1

Weight: 0.02 lbs. (10 grams)

Wire Range/Capacity: UF or NM Cable – Flat	
Quantity	Size
1 – 3	14 - 2 w/g
1 – 3	12 - 2 w/g
1 – 3	10 - 2 w/g
UF or NM Cable - Round	
1 – 3	14 - 3 w/g
1	12 - 3 w/g
1	10 - 3 w/g
Telephone, Signal, Cables, etc.	
1 – 6	RG – 59
1 – 6	RG – 8
1 – 6	Cat – 5



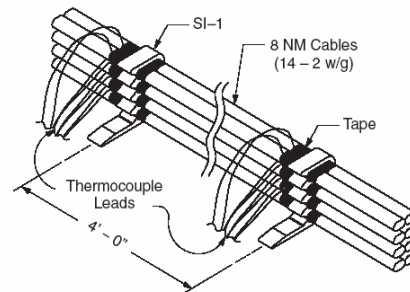
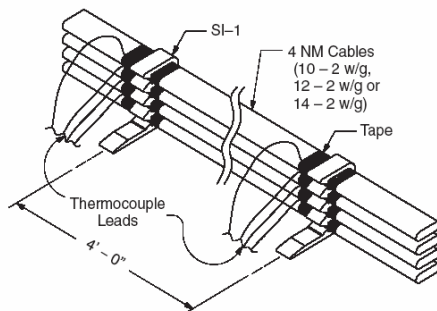
## Test Method

- Two 3M™ Cable Stackers SI-1 were mounted 4 feet apart on standard construction wood 2 x 4's.
- Copper conductor NM cables were installed with thermocouples on the black circuit conductors. Each was located within the cable stacker.
- Black and white circuit conductors for each cable size were connected in series.
- Tests were conducted with the cable assemblies in both the horizontal and vertical positions.

## Temperature Rise Test

NW Flat Cable	Current* (Amps)	Ambient "C"	Average Stabilized Temp. °C
8 ea 14 - 2 w/g	16.2	24.7	57.1**
4 ea 14 - 2 w/g	16.2	25.1	44.4
4 ea 14 - 2 w/g	21.6	23.8	42.9
4 ea 10 - 2 w/g	32.4	24.0	50.7

\*Multiplication Factor of 1.08 from Table 310-16, 60°C column, 1990 NEC  
 \*\*If 5 to 8 # 14-2 w/g NM cables are installed in a SI-1 cable stacker, ampacity Derating should be considered.



## Important Notice

All statements, technical information, and recommendations related to 3M's products are based on information believed to be reliable, but the accuracy or completeness is not guaranteed. Before using this product, you must evaluate it and determine if it is suitable for your intended application. You assume all risks and liability associated with such use. Any statements related to the product which are not contained in 3M's current publications, or any contrary statements contained on your purchase order shall have no force or effect unless expressly agreed upon, in writing, by an authorized officer of 3M.

## Warranty; Limited Remedy; Limited Liability:

This product will be free from defects in material and manufacture at the time of purchase. **3M MAKES NO OTHER WARRANTIES INCLUDING, BUT NOT LIMITED TO, ANY IMPLIED WARRANTY OF MERCHANTABILITY OR FITNESS FOR A PARTICULAR PURPOSE.** If this product is defective within the warranty period stated above, your exclusive remedy shall be, at 3M's option, to replace or repair the 3M product or refund the purchase price of the 3M product. **Except where prohibited by law, 3M will not be liable for any indirect, special, incidental or consequential loss or damage arising from this 3M product, regardless of the legal theory asserted.**

3M is a trademark of 3M Company.

**3M**  
 Electrical Markets Division  
 6801 River Place Blvd.  
 Austin, TX 78726-9000  
 800 245 3573  
 FAX 800 245 0329  
 www.3M.com/electrical

Please recycle. Printed in U.S.A.  
 © 3M 2008 All rights reserved.  
 78-8131-7643-1\_B